

[54] DELOUSING COMB

[75] Inventors: Mark A. O'Connor; Rodney J. O'Connor, both of College Station; Munson R. Snedeker, Bryan, all of Tex.

[73] Assignee: Texas Romec, Inc., College Station, Tex.

[**] Term: 14 Years

[21] Appl. No.: 694,088

[22] Filed: Jan. 23, 1985

[52] U.S. Cl. D28/25; D28/29

[58] Field of Search D28/9, 10, 21-31; 132/1 R, 7, 9, 11 R, 112-116, 126, 137-140, 148, 150, 161; 219/222

[56] References Cited

U.S. PATENT DOCUMENTS

D. 18,787	12/1888	Scott	D28/30
D. 120,345	5/1940	Kahn	D28/25 X
D. 184,870	4/1959	Heinrich	D28/24 X
D. 229,640	12/1973	Meer	D28/25

750,388	1/1904	O'Higgins	132/115
2,507,373	5/1950	Finkelstein	132/150 X
2,513,865	7/1950	Hazza et al.	132/113

FOREIGN PATENT DOCUMENTS

111147	7/1944	Sweden	132/112
--------	--------	--------	-------	---------

Primary Examiner—Louis S. Zarfes
Attorney, Agent, or Firm—John R. Kirk, Jr.

[57] CLAIM

The ornamental design for a delousing comb, substantially as shown and described.

DESCRIPTION

FIG. 1 is a side elevational view of a delousing comb showing our new design;
FIG. 2 is a top plan view thereof;
FIG. 3 is an end elevational view taken on line 3—3 in FIG. 1;
FIG. 4 is a sectional view taken on line 4—4 in FIG. 2;
FIG. 5 is an end elevational view taken on line 5—5 in FIG. 1; and
FIG. 6 is a sectional view taken on line 6—6 in FIG. 2, with the end cap removed from its hole and the top teeth broken away for ease of illustration.

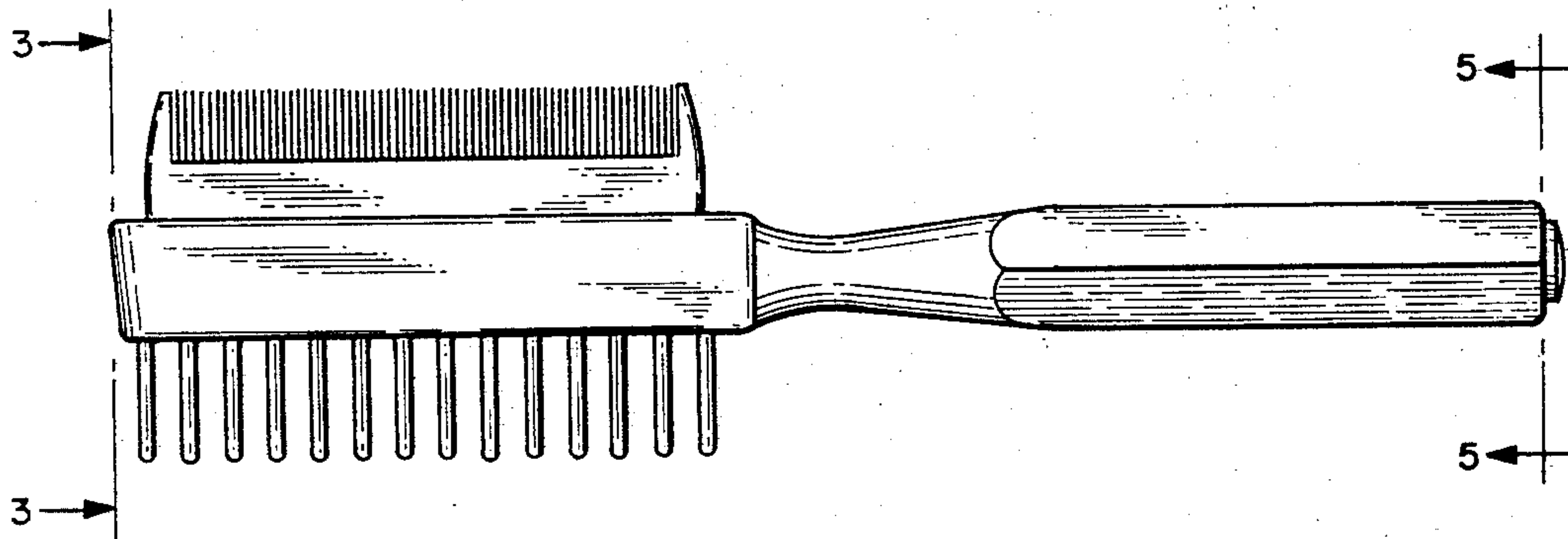


FIG. 1.

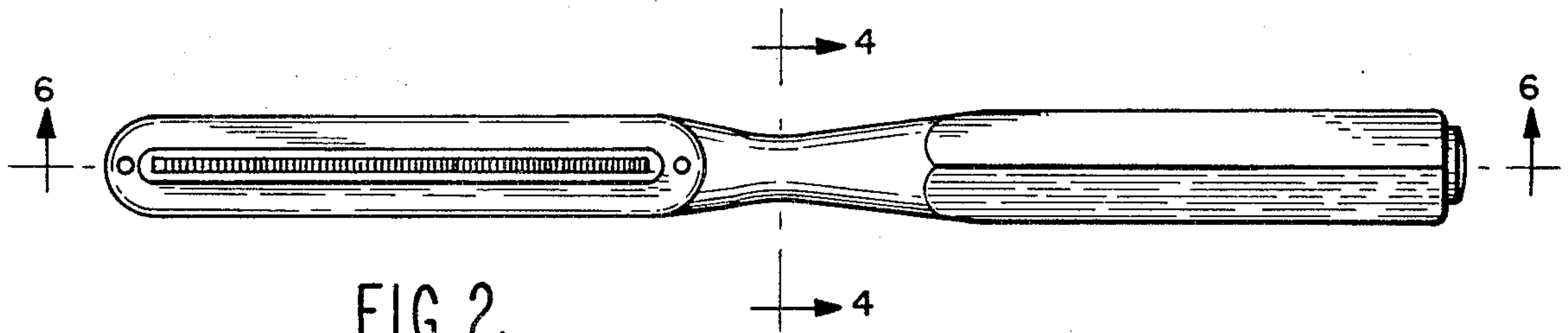
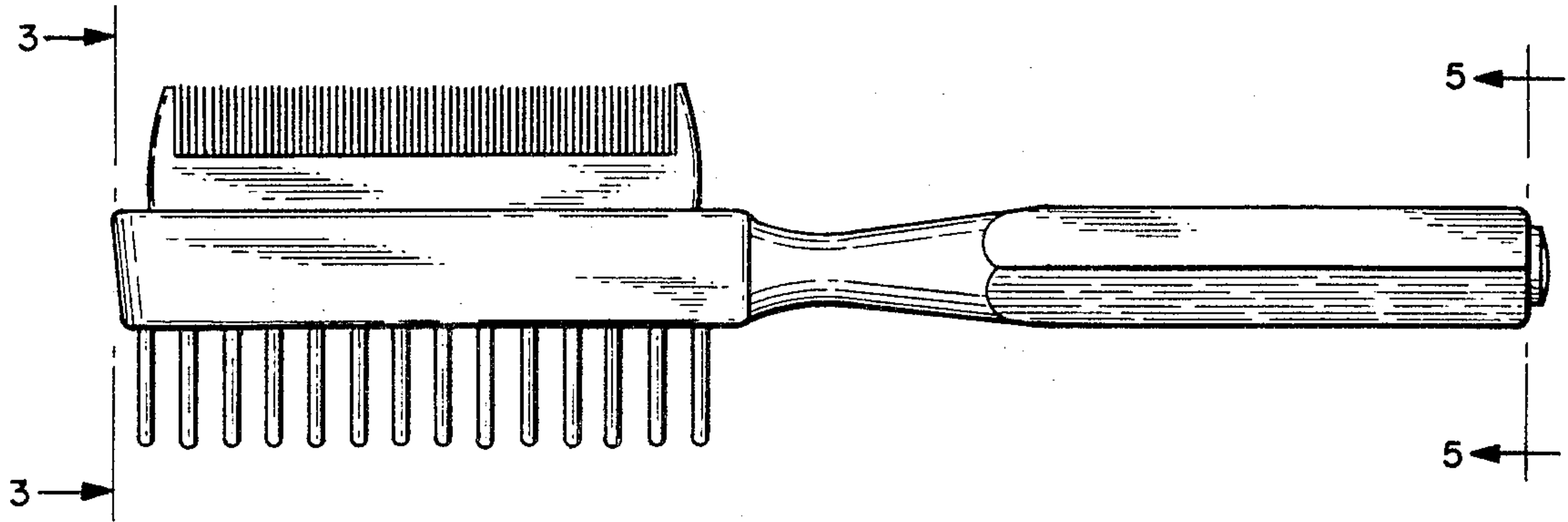


FIG. 2.



FIG. 3.



FIG. 4.

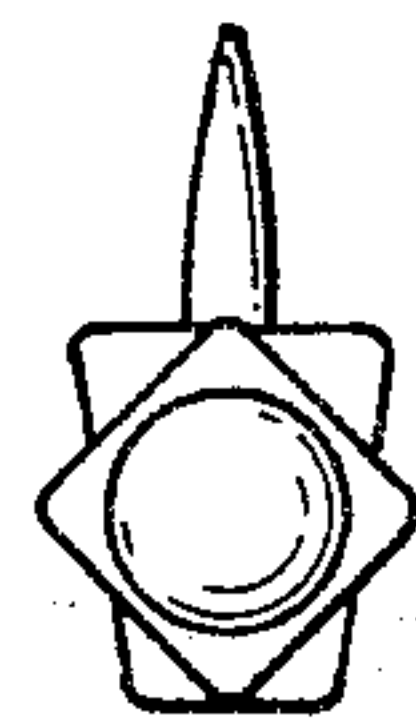


FIG. 5.

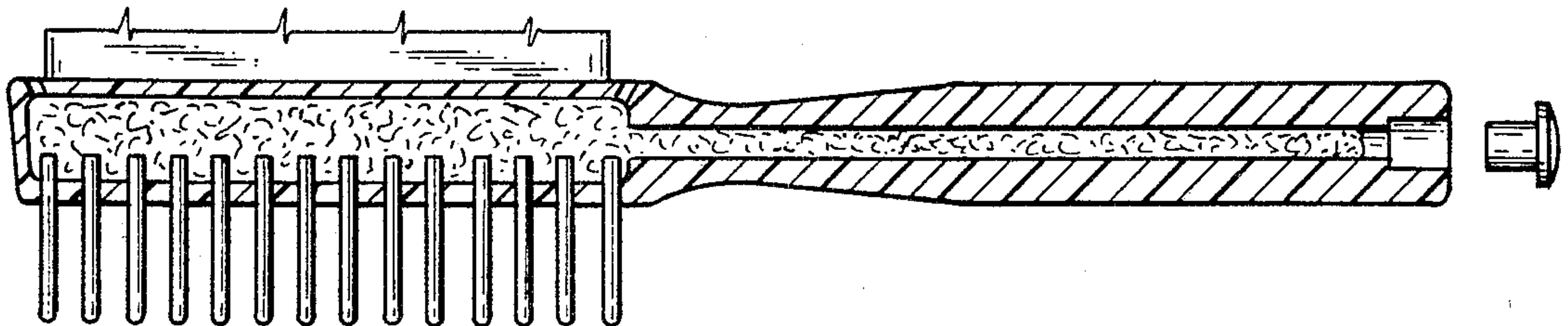


FIG. 6.