

[54] TRUCK TAILGATE

[76] Inventor: Billy M. Watts, 1935 W. 47th Ave., Denver, Colo. 80211

[\*\*] Term: 14 Years

[21] Appl. No.: 619,999

[22] Filed: Jun. 12, 1984

[52] U.S. Cl. .... D12/196

[58] Field of Search ..... D12/196; 296/50, 57 R; D25/50

[56] References Cited

U.S. PATENT DOCUMENTS

D. 244,459	5/1977	Kratky	.....	D25/50
D. 250,014	10/1978	Jensen	.....	D12/196
1,062,887	5/1913	Carr	.....	296/57 R
1,066,464	7/1913	Carr	.....	296/57 R
4,033,619	7/1977	Cox	.....	296/50
4,063,772	12/1977	Kincaid	.....	296/50
4,136,905	1/1979	Morgan	.....	296/50
4,165,118	8/1979	Jensen	.....	296/50
4,200,328	4/1980	Morgan	.....	296/50
4,201,411	5/1980	Morgan	.....	296/50
4,353,589	10/1982	Hartberg	.....	296/50
4,372,601	2/1983	Smith	.....	296/50

Primary Examiner—James M. Gandy

Attorney, Agent, or Firm—Norvell E. Von Behren

[57] CLAIM

The ornamental design for a truck tailgate, as shown and described.

DESCRIPTION

FIG. 1 is a front elevation view of a truck tailgate showing my new design; the rear being a mirror image thereof;

FIG. 2 is a top plan view taken along line 2—2 in FIG. 1;

FIG. 3 is a bottom plan view taken along line 3—3 in FIG. 1;

FIG. 4 is a right side elevation view taken along line 4—4 in FIG. 1; the left side being a mirror image thereof;

FIG. 5 is a front elevation view of a truck tailgate showing a second embodiment of my new design; the rear being a mirror image thereof;

FIG. 6 is a top plan view taken along line 6—6 in FIG. 5;

FIG. 7 is a bottom plan view taken along line 7—7 in FIG. 5;

FIG. 8 is a right side elevation view taken along line 8—8 in FIG. 5; the left side being a mirror image thereof;

FIG. 9 is a front elevation view of a truck tailgate showing a third embodiment of my new design; the rear being a mirror image thereof;

FIG. 10 is a top plan view taken along line 10—10 of FIG. 9;

FIG. 11 is a bottom plan view taken along line 11—11 of FIG. 9; and

FIG. 12 is a right side elevation view taken along line 12—12 of FIG. 9; the left side being a mirror image thereof.

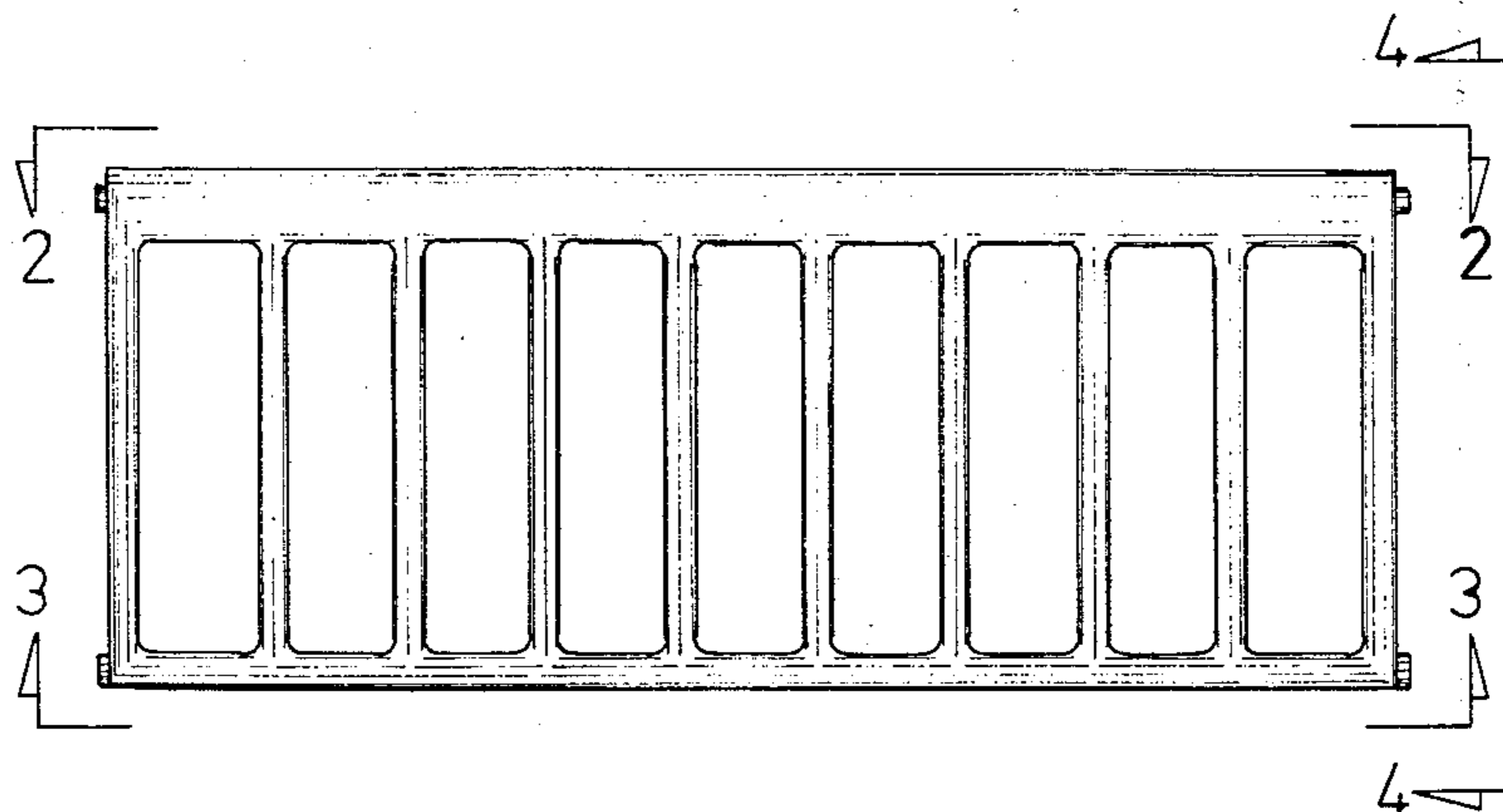




FIG. 2

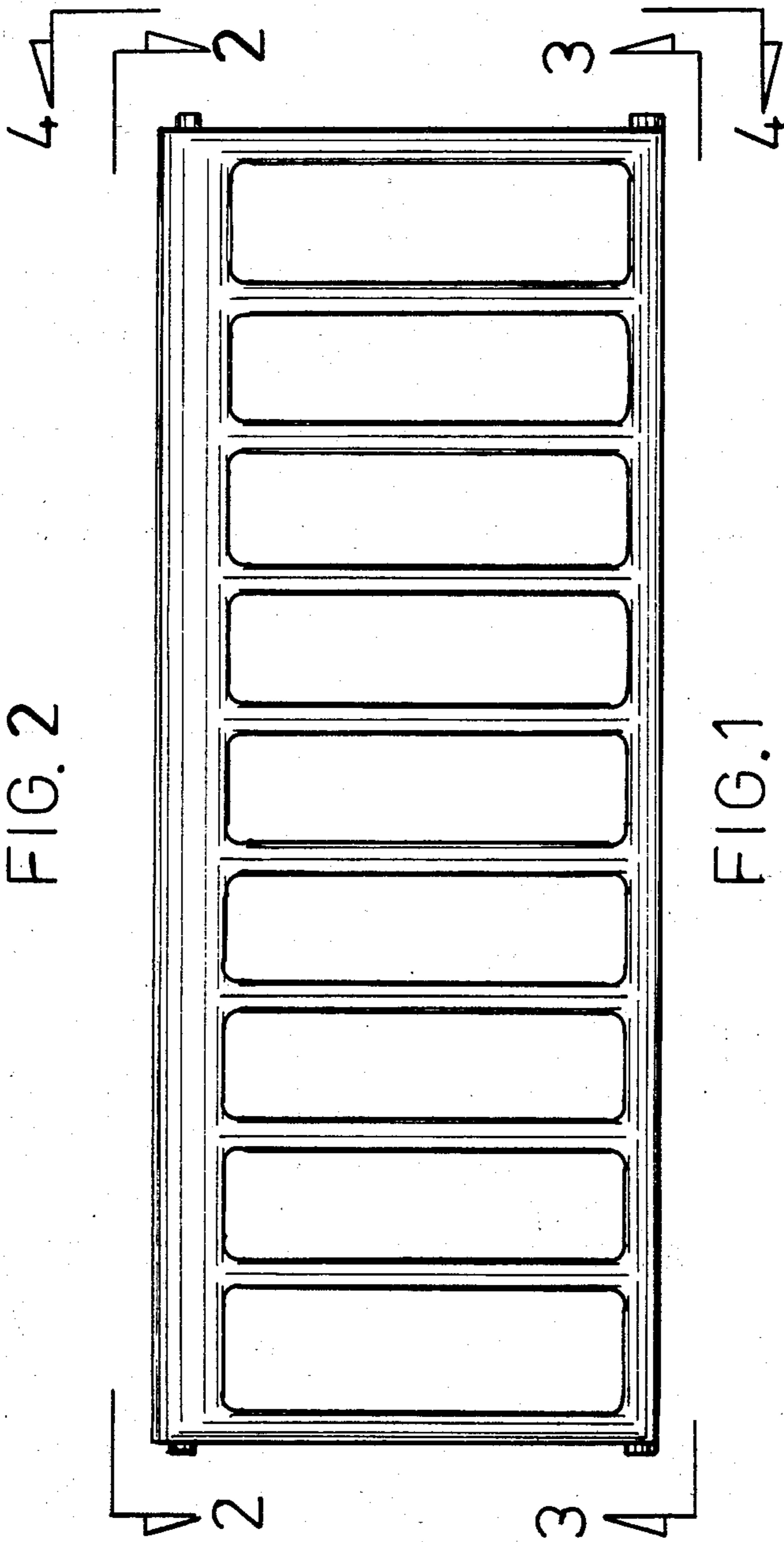


FIG. 1




FIG. 4




FIG. 3



FIG. 6

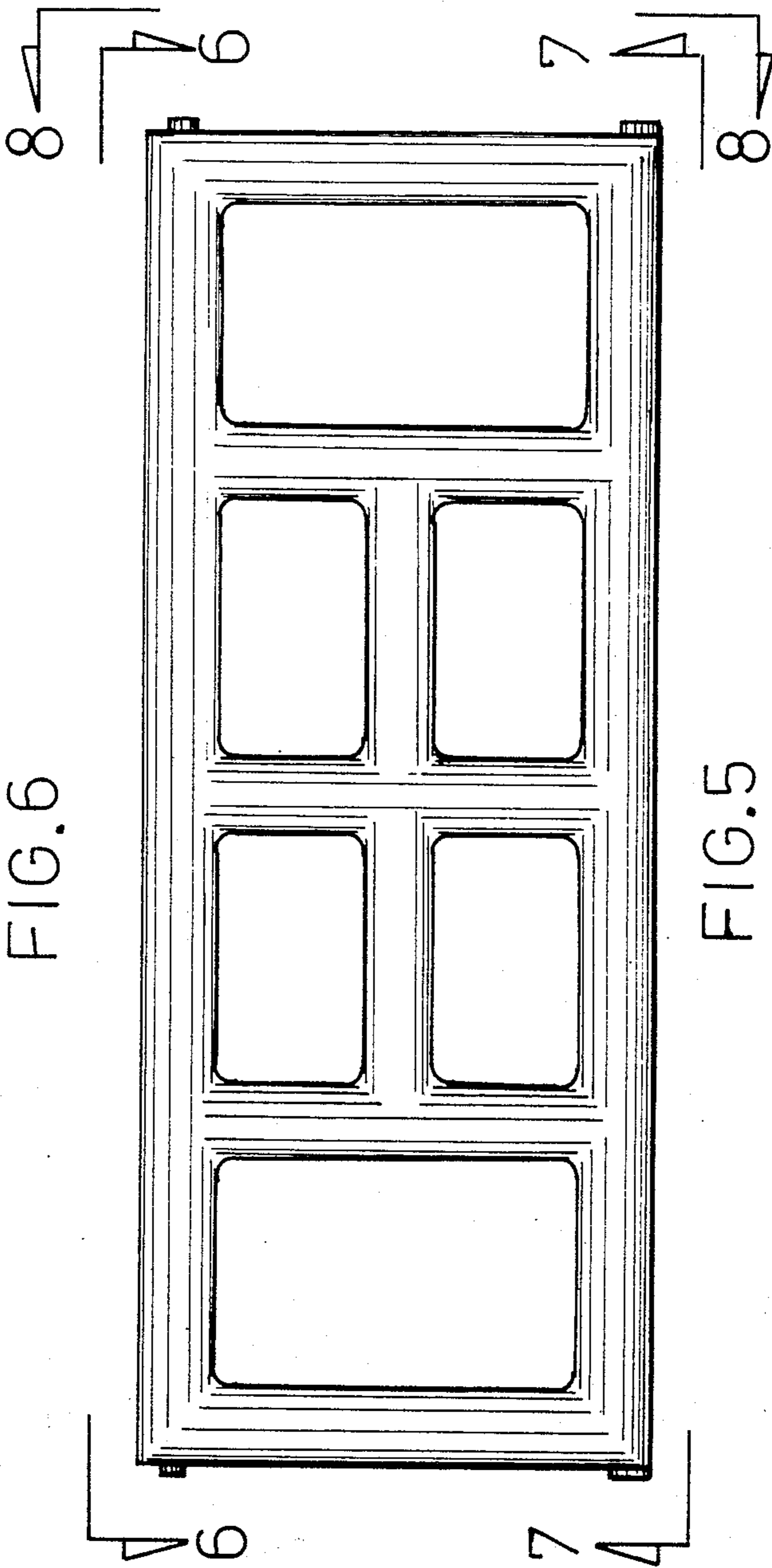


FIG. 5



FIG. 7




FIG. 8

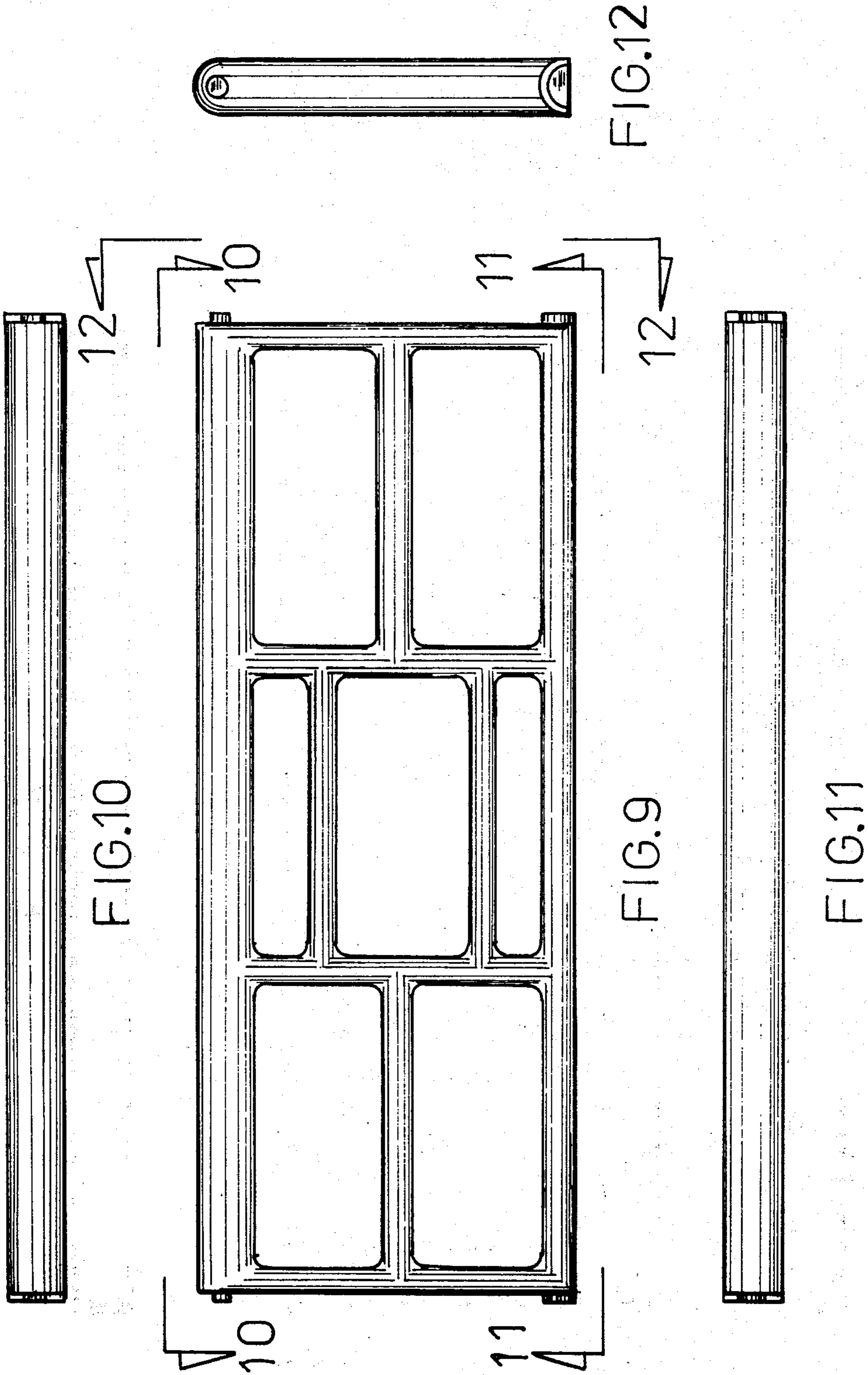


FIG.10

FIG.9

FIG.11

FIG.12