

[54] RANGE TOP

[75] Inventor: **Günter Schultz**, Remscheid, Fed. Rep. of Germany

[73] Assignee: **Cramer GmbH & Co. KG**, Menden, Fed. Rep. of Germany

[**] Term: **14 Years**

[21] Appl. No.: **669,518**

[22] Filed: **Nov. 8, 1984**

[30] Foreign Application Priority Data

Jun. 5, 1984 [DE] Fed. Rep. of Germany ... 4 MR 1016

[52] U.S. Cl. **D7/346**

[58] Field of Search D7/346, 388, 406, 407-409, D7/348; 126/37 R, 37 A, 39 R, 39 B, 39 E, 39 H, 211, 214 R, 214 A, 214 C, 220

[56] References Cited

U.S. PATENT DOCUMENTS

- D. 188,361 7/1960 Poracki D7/346
- D. 193,232 7/1962 Brown D7/346
- 2,480,046 8/1949 Reeves 126/39 H

- 2,507,661 5/1950 Cook et al. 126/37 R
- 2,808,497 10/1957 Kesling et al. 126/37 R
- 3,923,037 12/1957 Donato 126/39 R
- 4,572,154 2/1986 Schweitzer 126/39 E

OTHER PUBLICATIONS

Merchandising, vol. 6, Aug. 1981, p. 58, Caloric Kitchen Appliances.

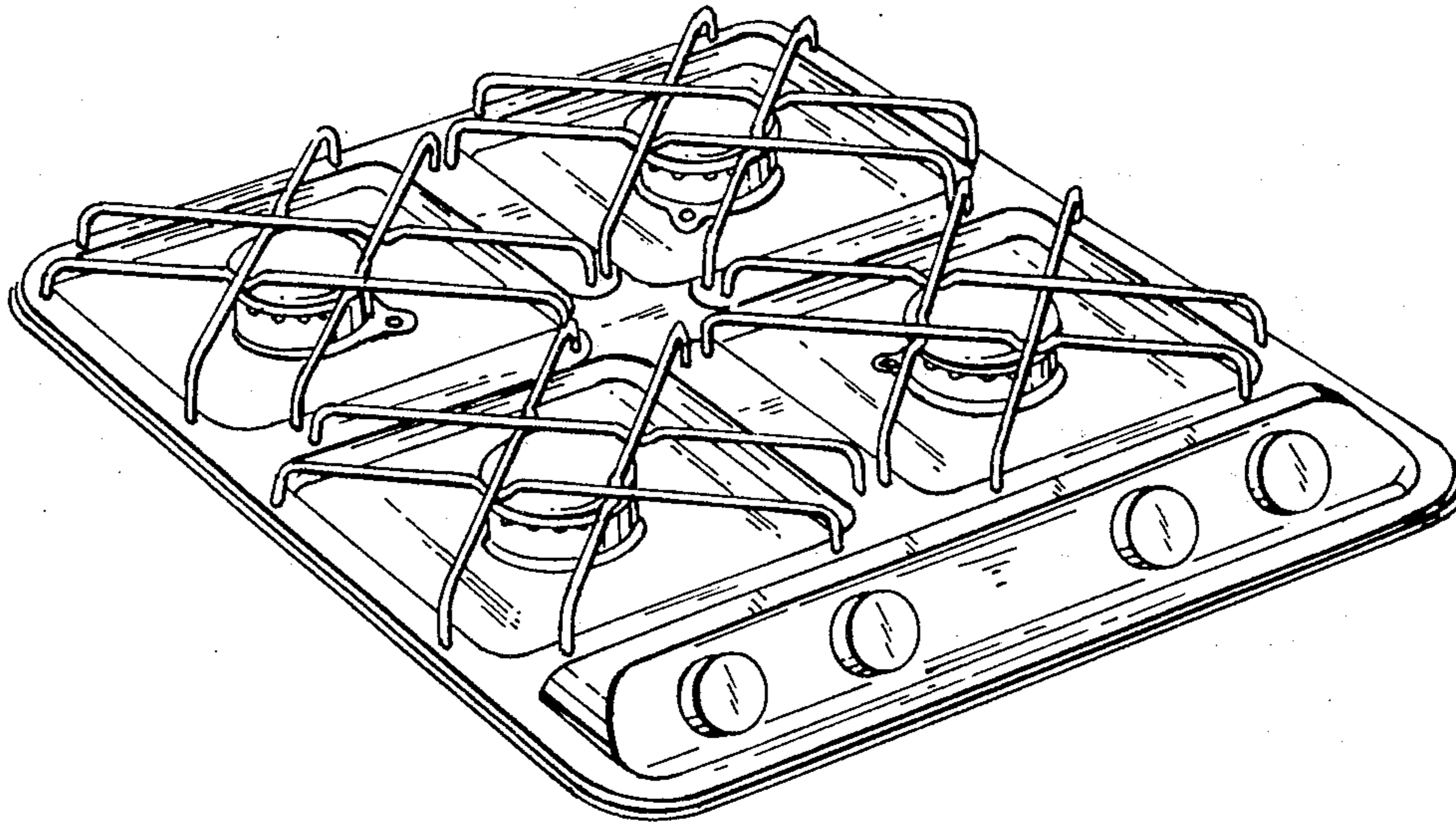
Primary Examiner—Wallace R. Burke
Assistant Examiner—Ruth E. Takemoto
Attorney, Agent, or Firm—Collard, Roe & Galgano

[57] CLAIM

The ornamental design for a range top, substantially as shown.

DESCRIPTION

FIG. 1 is a perspective view of the range top showing my new design;
FIG. 2 is a top plan view thereof;
FIG. 3 is a front elevational view thereof;
FIG. 4 is a side elevational view thereof, the opposite side being identical;
FIG. 5 is a rear elevational view thereof.



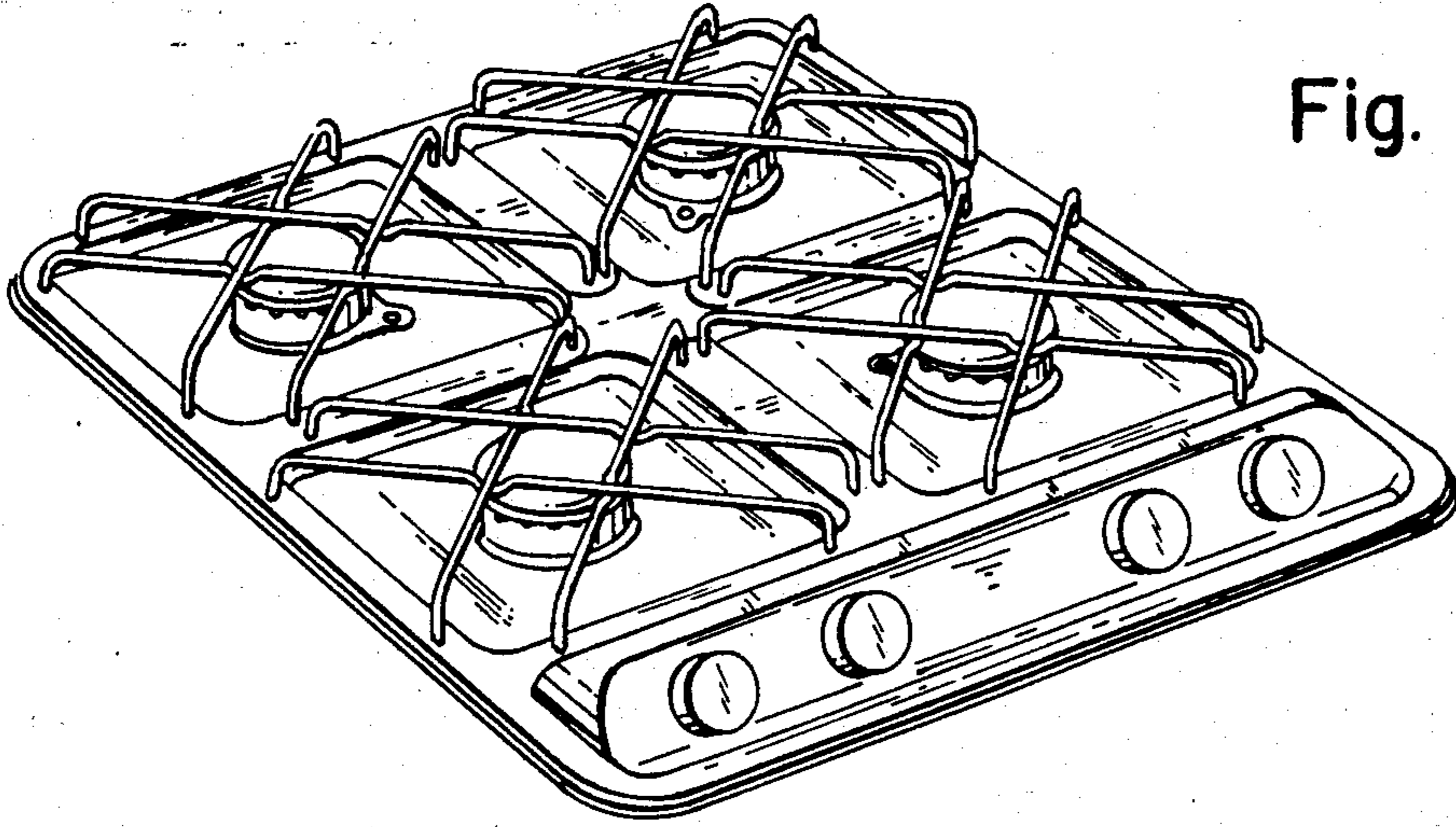


Fig. 1



Fig. 5

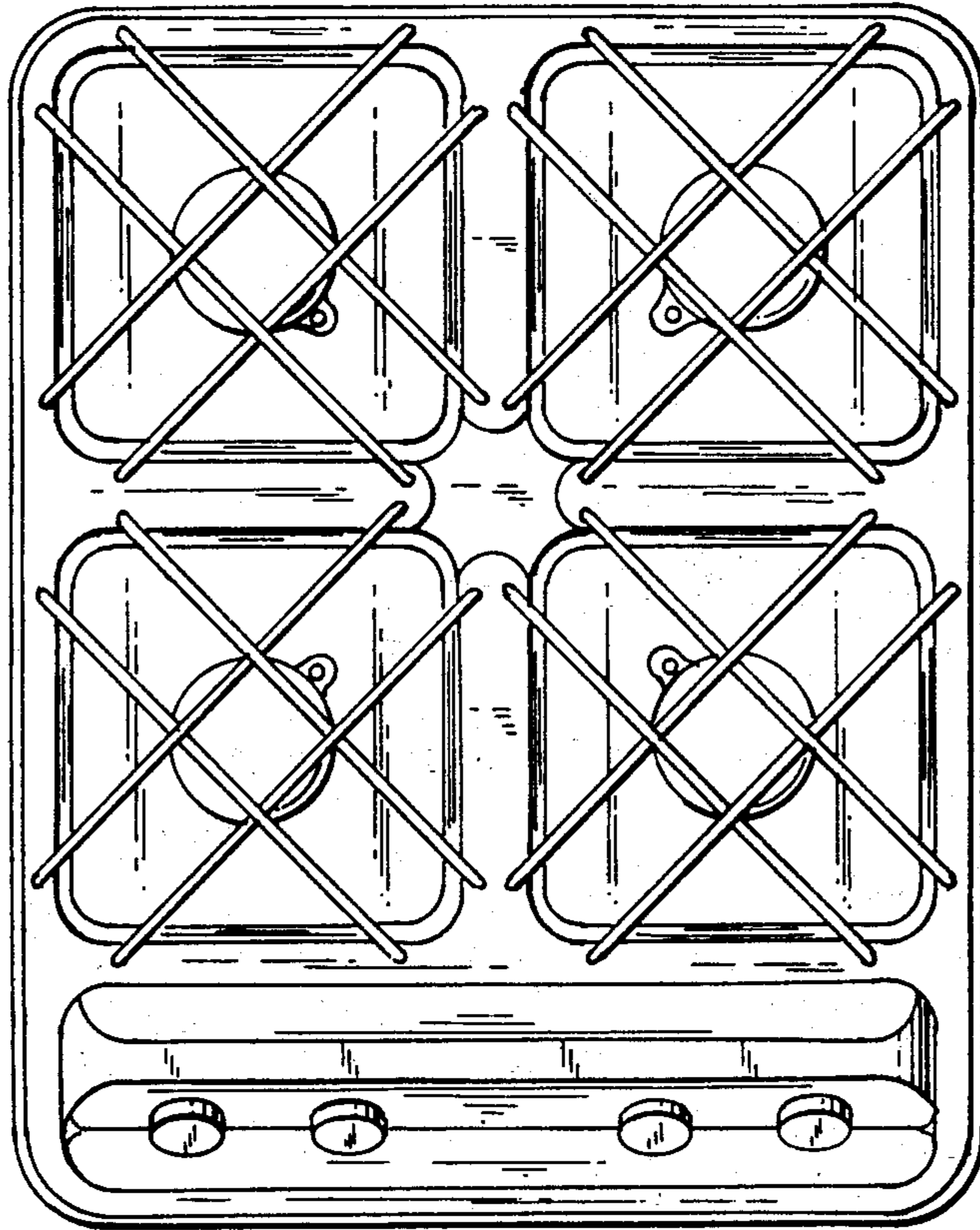


Fig. 2



Fig. 4



Fig. 3