

[54] WRITING INSTRUMENT

[75] Inventor: Gilles Thévenot, Baden-Baden, Fed. Rep. of Germany

[73] Assignee: Montblanc-Simplo GmbH, Hamburg, Fed. Rep. of Germany

[**] Term: 14 Years

[21] Appl. No.: 520,166

[22] Filed: Aug. 4, 1983

[30] Foreign Application Priority Data

Feb. 9, 1983 [DE] Fed. Rep. of Germany 66 MR 11607

[52] U.S. Cl. D19/49

[58] Field of Search D19/35, 36, 41-51, D19/54-57

[56] References Cited

U.S. PATENT DOCUMENTS

- D. 23,212 4/1894 McIntyre D19/50
- D. 127,598 6/1941 Gower D19/50
- D. 163,787 7/1951 Blockert et al. D19/50
- D. 233,631 11/1974 Defores D19/51
- D. 247,501 3/1978 Malamoud D19/49
- D. 258,596 3/1981 Massoni et al. D19/48
- D. 262,463 12/1981 Delcroix D19/48
- D. 267,658 1/1983 Verona D19/51

D. 267,887 2/1983 Rigoni D19/49

OTHER PUBLICATIONS

Fahrneys Cat. of Fine Writing Inst. 1977, pp. 24-25.

Primary Examiner—George P. Word
Attorney, Agent, or Firm—Toren, McGeady and Goldberg

[57] CLAIM

The ornamental design for a writing instrument, as shown and described.

DESCRIPTION

FIG. 1 is a front elevational view of a writing instrument showing my new design;
 FIG. 2 is a right side elevational view thereof;
 FIG. 3 is a front elevational view of a modified form of the writing instrument;
 FIG. 4 is a right side elevational view of FIG. 3;
 FIG. 5 is a front elevational view of the embodiment shown in FIG. 3 with the cap placed on the end opposite the writing point;
 FIG. 6 is a right side elevational view of FIG. 5;
 FIG. 7 is an enlarged scale bottom end view of FIG. 3;
 FIG. 8 is an enlarged scale bottom end view of FIG. 5;
 and
 FIG. 9 is an enlarged scale top plan view of the writing instrument.






FIG. 1



FIG. 3



FIG. 5



FIG. 2



FIG. 4



FIG. 6

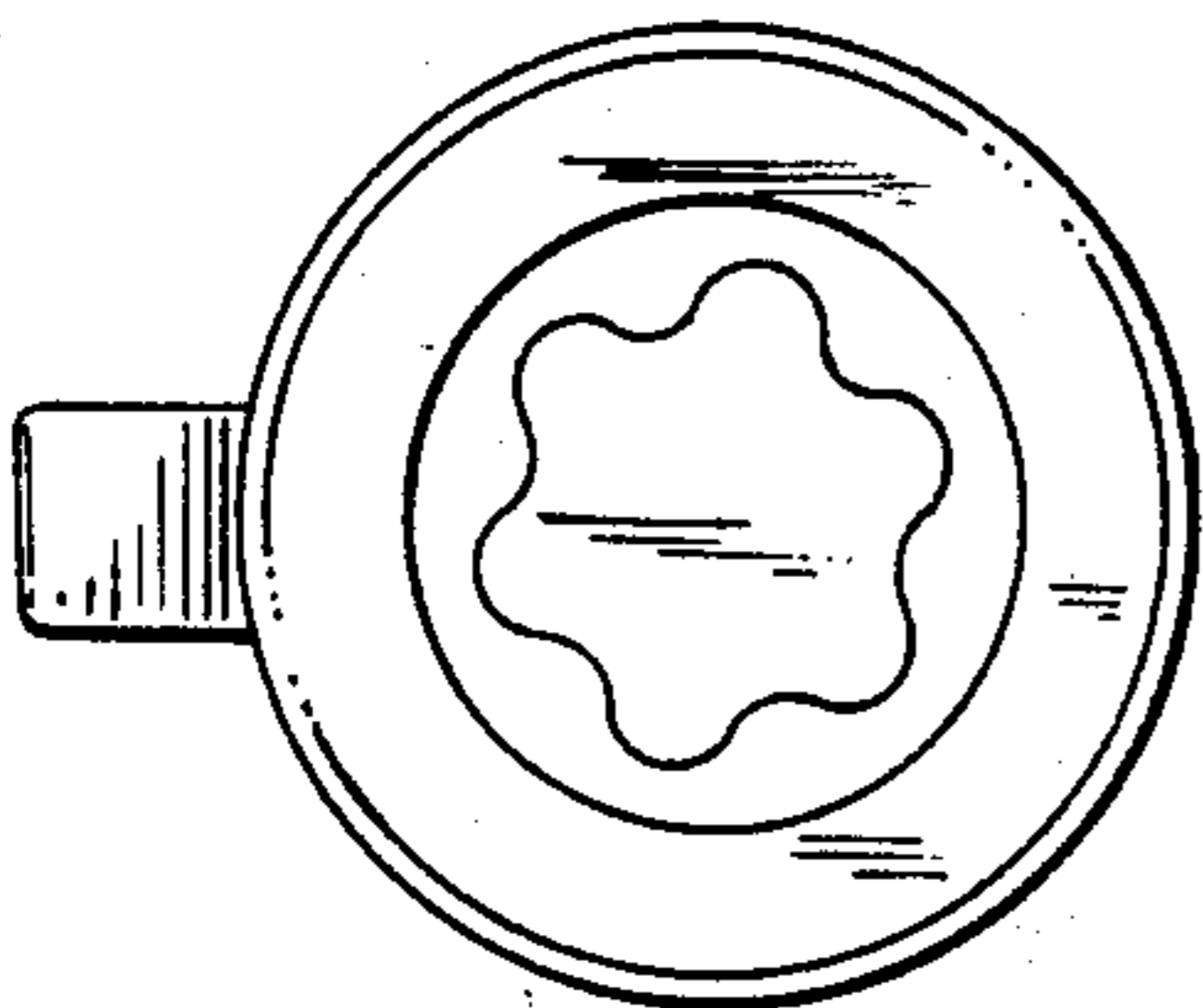


FIG. 9

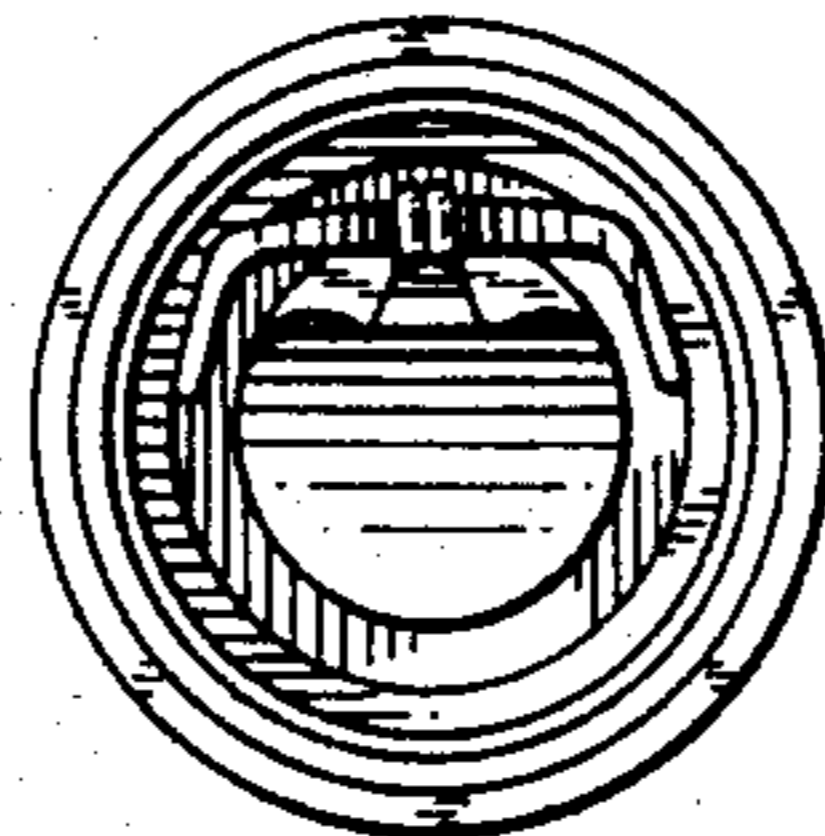


FIG. 8

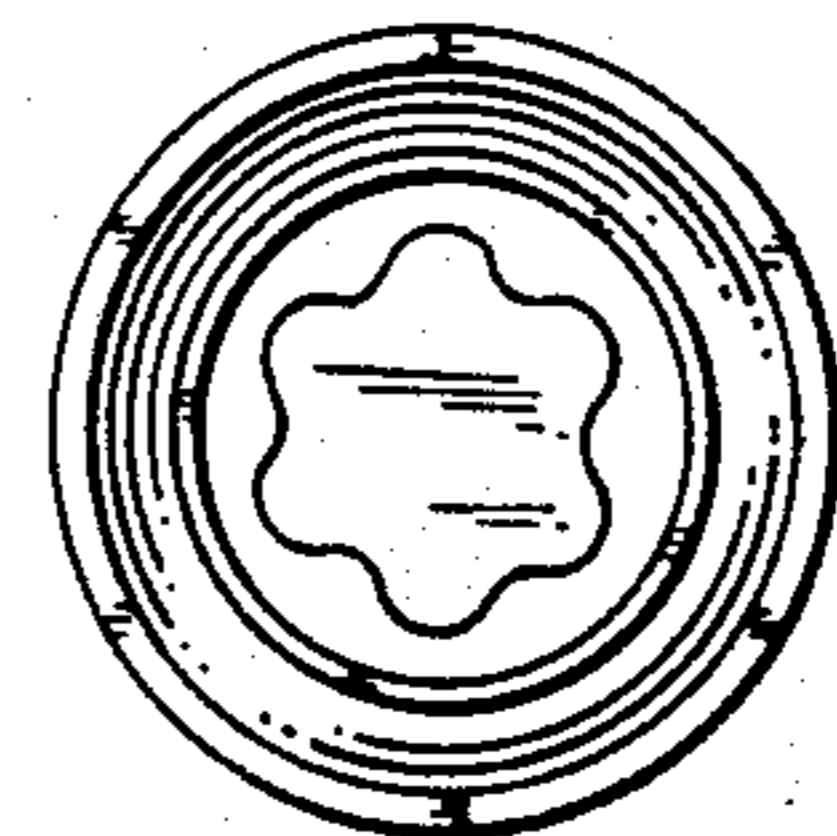


FIG. 7