

[54] **DUCT DESIGN CALCULATOR**

[75] **Inventors: David C. Peters, Liverpool; Derek P. Williams, Manlius; William C. Chadwick, Syracuse, all of N.Y.**

[73] **Assignee: Carrier Corporation, Syracuse, N.Y.**

[**] **Term: 14 Years**

[21] **Appl. No.: 746,480**

[22] **Filed: Jun. 19, 1985**

[52] **U.S. Cl. D18/7**

[58] **Field of Search D18/2, 6-9, D18/11; D10/71; 364/706-710; 200/5 A**

[56] **References Cited**

U.S. PATENT DOCUMENTS

D. 256,472 8/1980 Sulek et al. D18/7

D. 271,025	10/1983	Li	D18/2
D. 279,381	6/1985	Leung	D18/2
D. 283,515	4/1986	Li	D18/2
D. 284,199	6/1986	Li	D18/2
D. 285,094	8/1986	Li	D18/2
D. 286,161	10/1986	Wong	D18/2

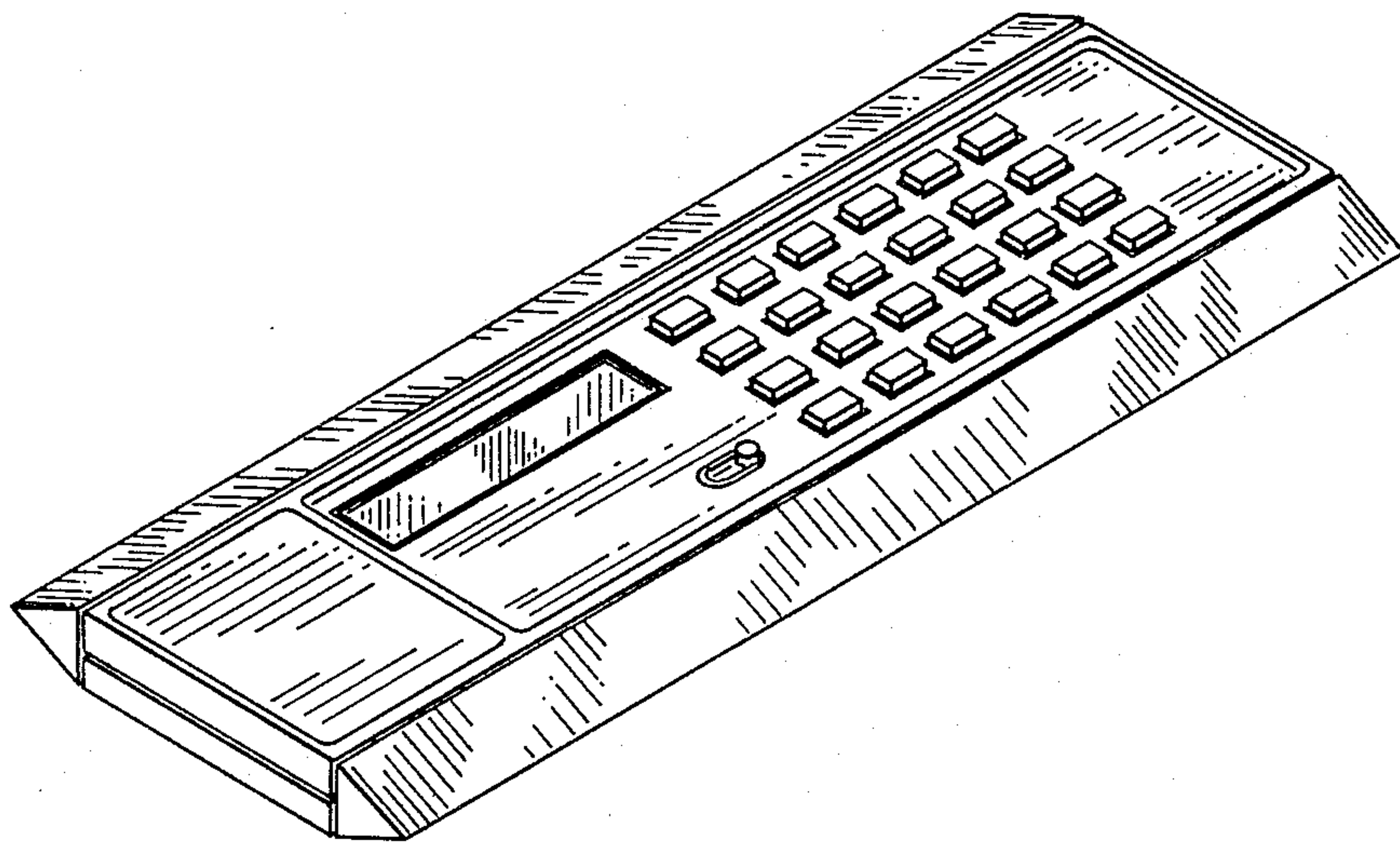
Primary Examiner—Louis S. Zarfaz
Attorney, Agent, or Firm—David J. Zobkiw

[57] **CLAIM**

The ornamental design for a duct design calculator, as shown.

DESCRIPTION

FIG. 1 is an isometric view of a duct design calculator showing our new design; FIG. 2 is a top plan view; FIG. 3 is a right end elevational view; and FIG. 4 is a bottom plan view.



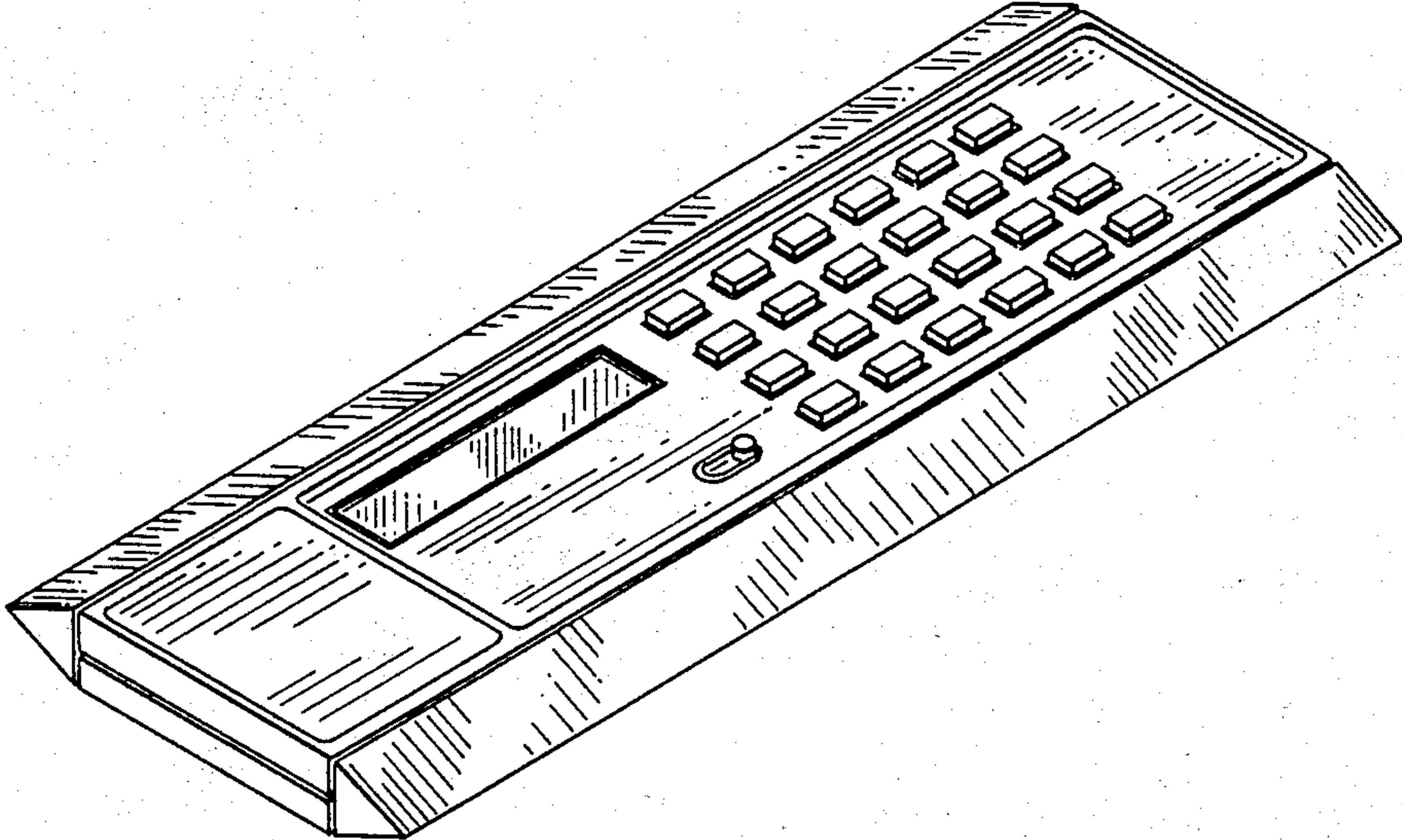


FIG. 1

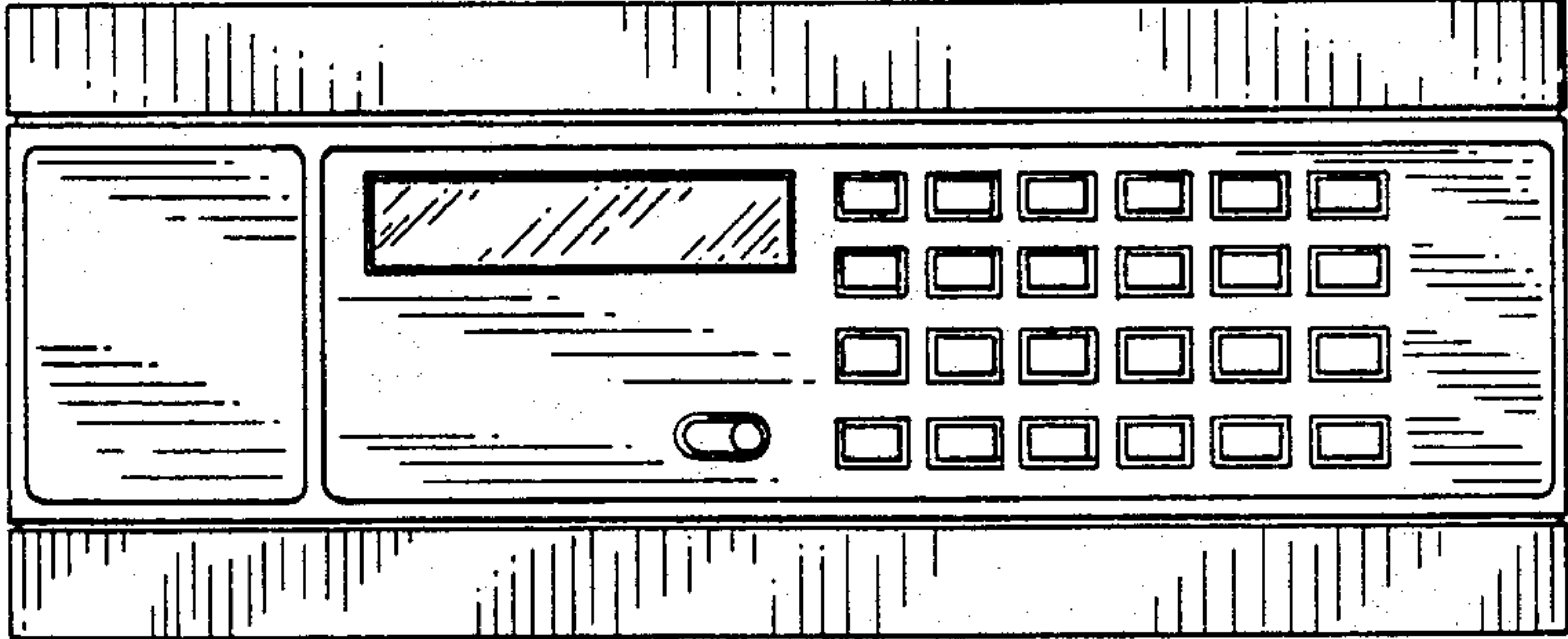


FIG. 2




FIG. 3




FIG. 4