

[54] **BASE FOR A TELEPHONE SET**

[75] **Inventor: Michael Brown, Nepean, Canada**

[73] **Assignee: Northern Telecom Limited, Montreal, Canada**

[**] **Term: 14 Years**

[21] **Appl. No.: 697,538**

[22] **Filed: Feb. 1, 1985**

[52] **U.S. Cl. D14/60**

[58] **Field of Search D14/53, 60, 62; 179/179, 100 R, 100 D, 100 C**

[56] **References Cited**

U.S. PATENT DOCUMENTS

- D. 252,570 8/1979 Genaro et al. D14/60
- D. 271,971 12/1983 Genaro et al. D14/60
- D. 272,149 1/1984 Genaro et al. D14/53 X
- D. 272,150 1/1984 Genaro et al. D14/53 X
- D. 275,483 9/1984 Genaro et al. D14/60
- D. 278,814 5/1985 Genaro et al. D14/60
- D. 284,764 7/1986 Felex et al. D14/60
- 4,445,008 4/1984 Rocca et al. 179/179

OTHER PUBLICATIONS

Best 1984-1985 catalog, ©1984; Uniden: Stand of item

8 at p. 302; Model Ex2100; also, p. 300; GE item 5 Stand Model 2-9260.

B. A. Pargh Co. cat. ©1983: at p. 22, Mura Stand, Model MP610/611.

Radio Shack 1983 cat. ©1982: at p. 158; Radio Shack Model Et-320.

Primary Examiner—Wallace R. Burke

Assistant Examiner—Horace B. Fay


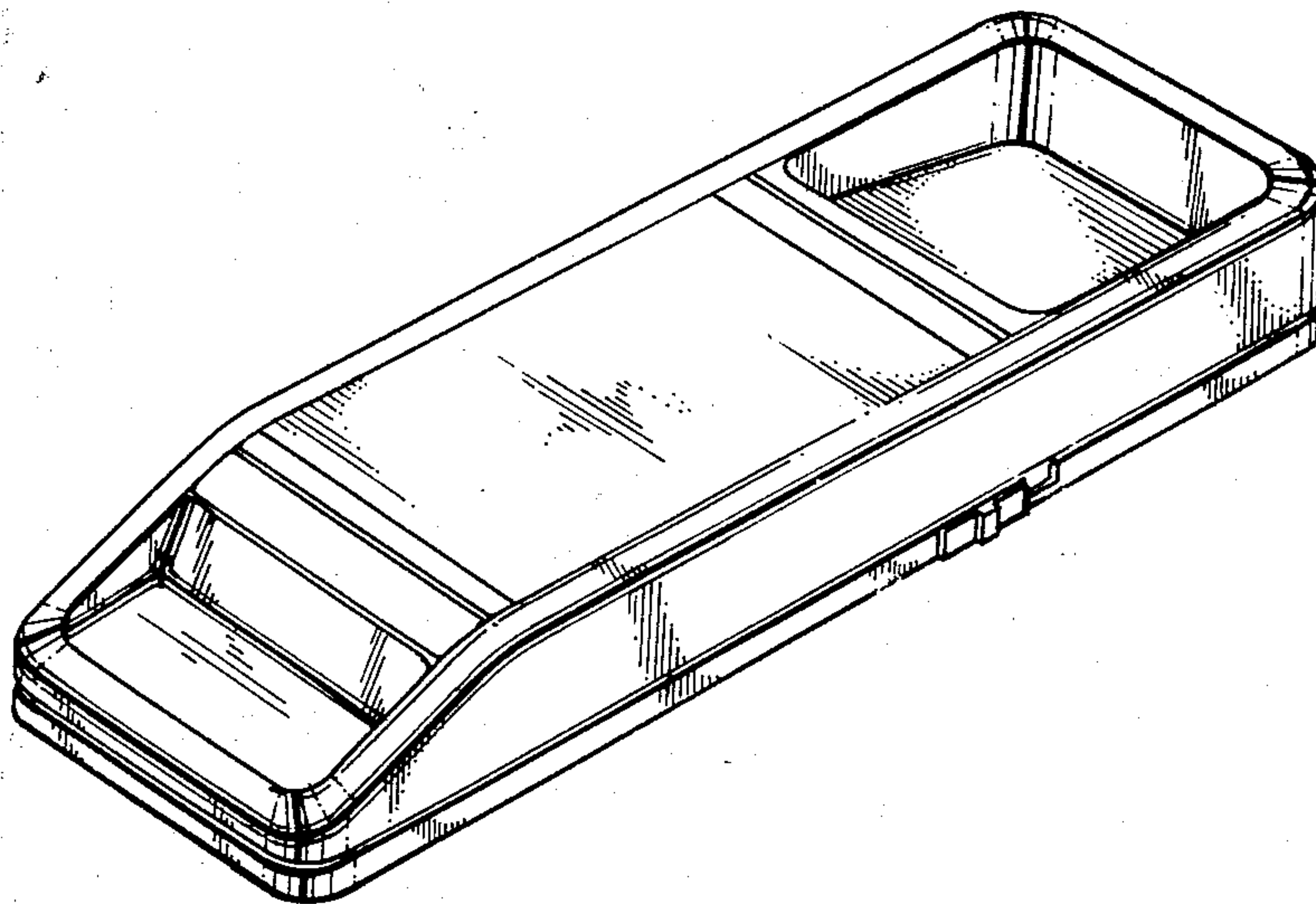
Attorney, Agent, or Firm—John E. Mowle

[57] **CLAIM**

The ornamental design for a base for a telephone set, substantially as shown and described.

DESCRIPTION

FIG. 1 is a front, top and right side perspective view of a base for a telephone base showing my new design; FIG. 2 is a top plan view thereof; FIGS. 3 and 4 are respectively right and left side elevational views thereof; FIG. 5 is a bottom plan view thereof; FIGS. 6 and 7 are respectively rear and front elevational views thereof.



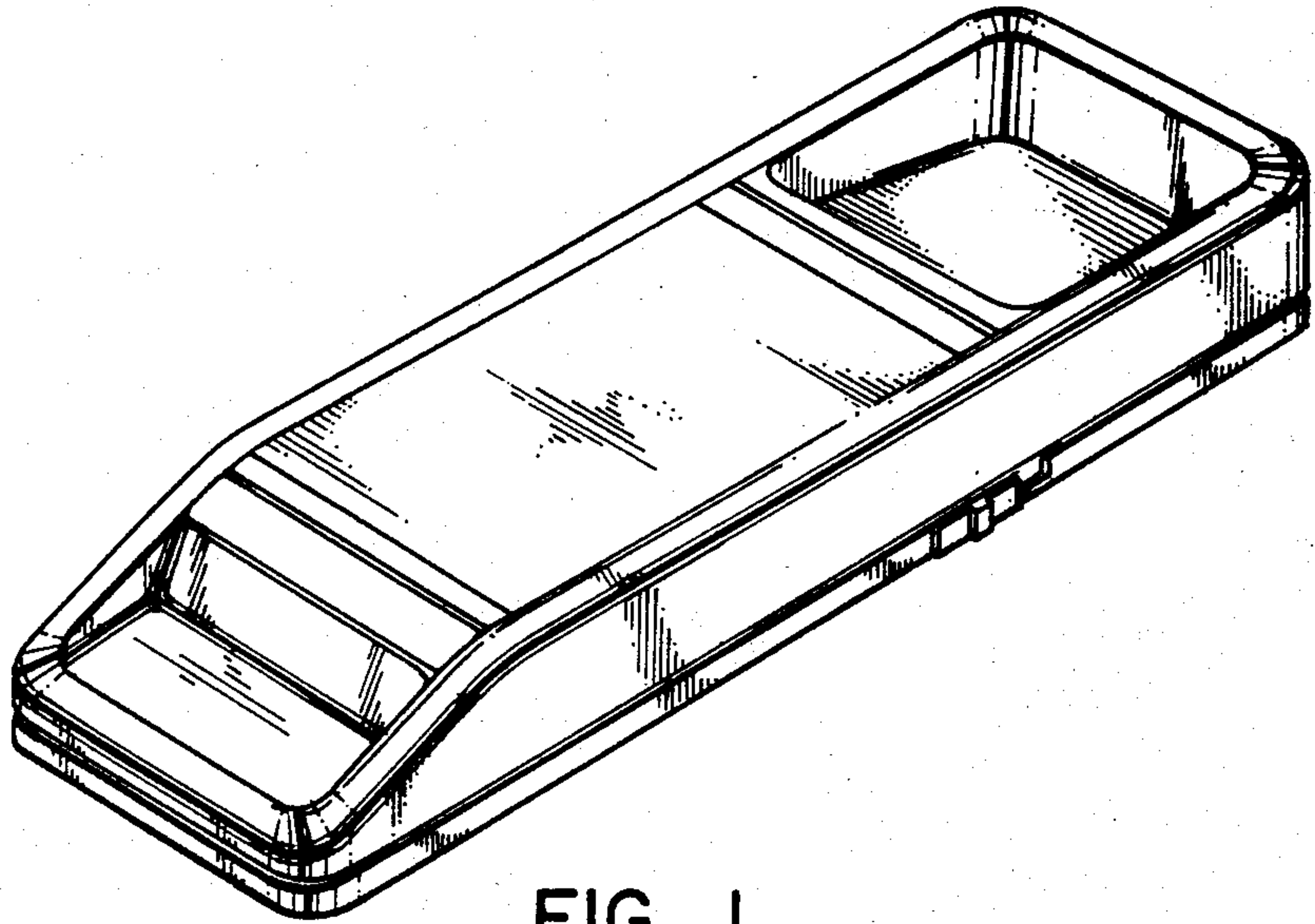


FIG. 1

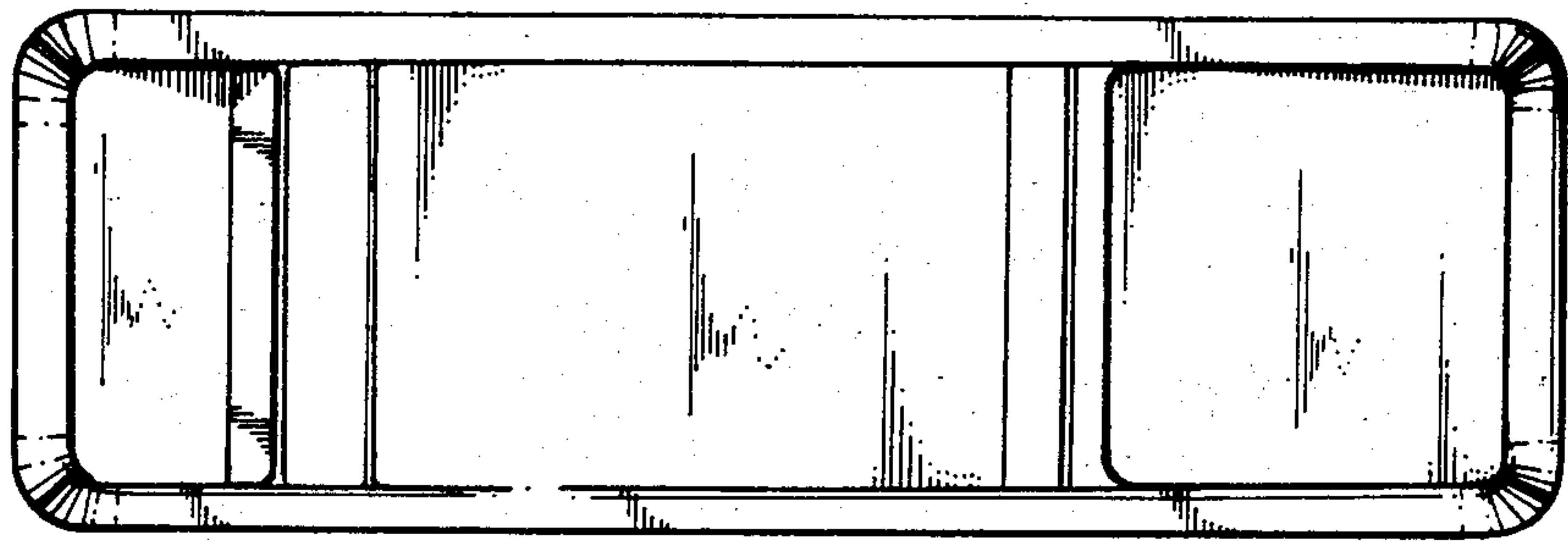


FIG. 2

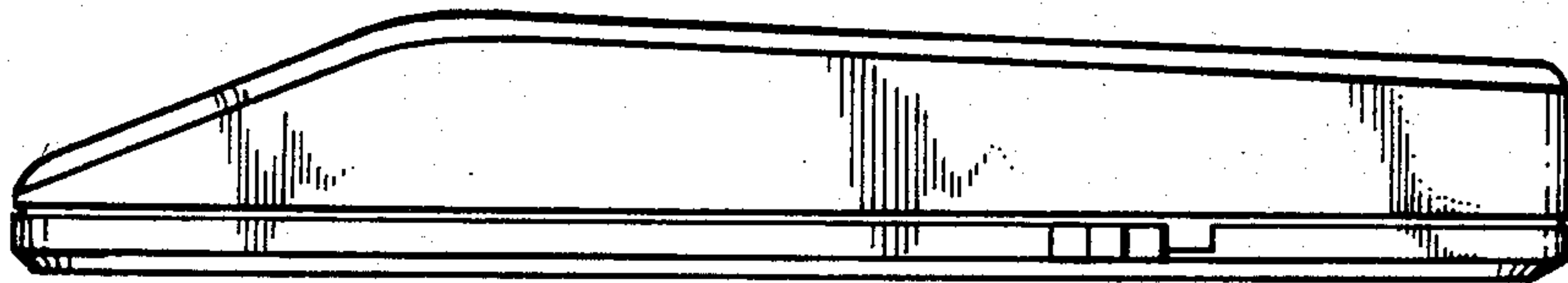


FIG. 3




FIG. 4

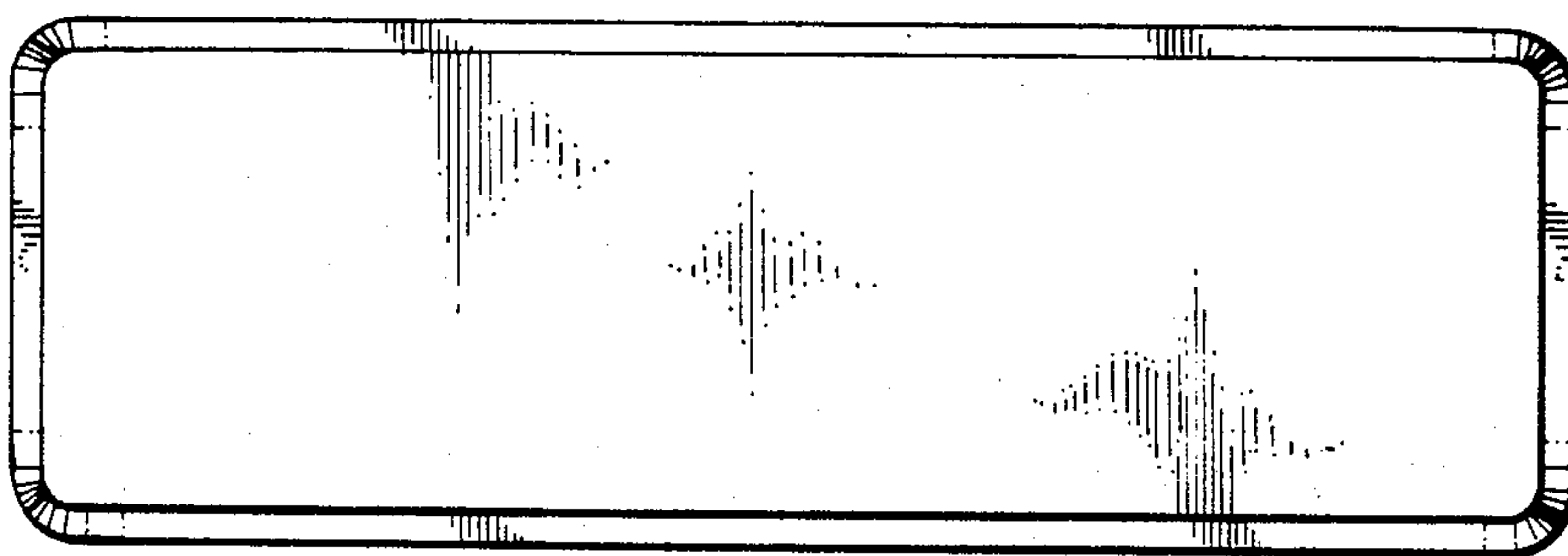


FIG. 5



FIG. 6




FIG. 7