

[54] OIL FILTER GRIPPING TOOL

[75] Inventor: Merrel M. De Raad, Bloomington, Minn.

[73] Assignee: Bridge Wheel Company, Inc., Minneapolis, Minn.

[\*\*] Term: 14 Years

[21] Appl. No.: 661,214

[22] Filed: Oct. 15, 1984

[52] U.S. Cl. .... D8/22; D8/58

[58] Field of Search ..... D8/39, 22, 40, 52, 54, D8/58; 81/64, 3.43

[56] References Cited

U.S. PATENT DOCUMENTS

- D. 261,722 11/1981 Rocheleau .
- 298,872 5/1884 May .
- 438,043 10/1890 Webster .
- 635,662 10/1899 Colkitt et al. .
- 693,353 2/1902 Erwin .
- 700,752 5/1902 Erwin .
- 780,818 1/1905 Schlegle .
- 970,365 9/1910 Bain .

- 1,347,764 7/1920 Shirley .
- 1,393,010 10/1921 Catlin ..... 81/3.43
- 1,410,390 3/1922 Dudek .
- 1,420,666 6/1922 Pattberg ..... 81/3.43
- 1,456,671 5/1923 Buckwalter .
- 1,496,906 6/1924 Sacre .
- 1,513,164 10/1924 Euverard .
- 2,992,575 7/1961 Medwid ..... D8/39
- 4,007,650 2/1977 Wellman ..... 81/64

FOREIGN PATENT DOCUMENTS

- 0005575 7/1921 Netherlands ..... 81/3.43

Primary Examiner—B. J. Bullock

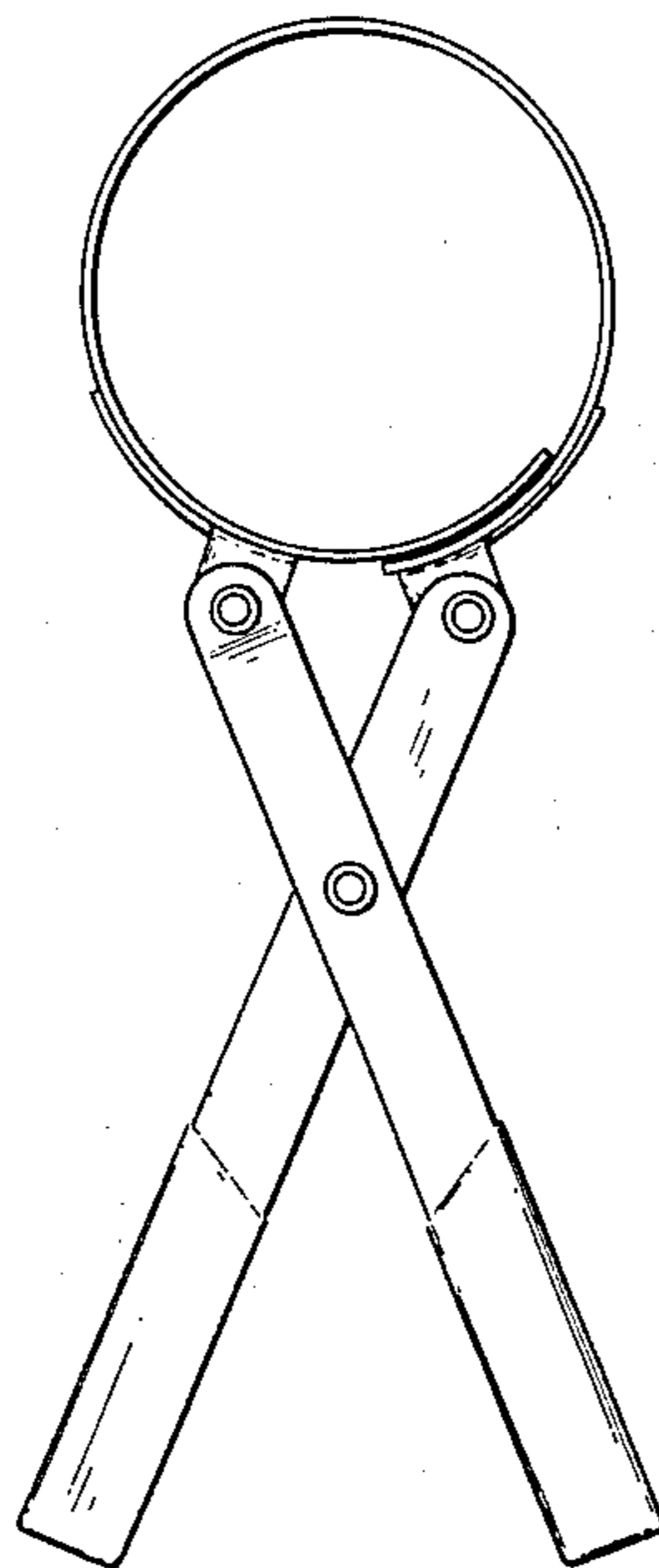
Attorney, Agent, or Firm—Burd, Bartz & Gutenkauf

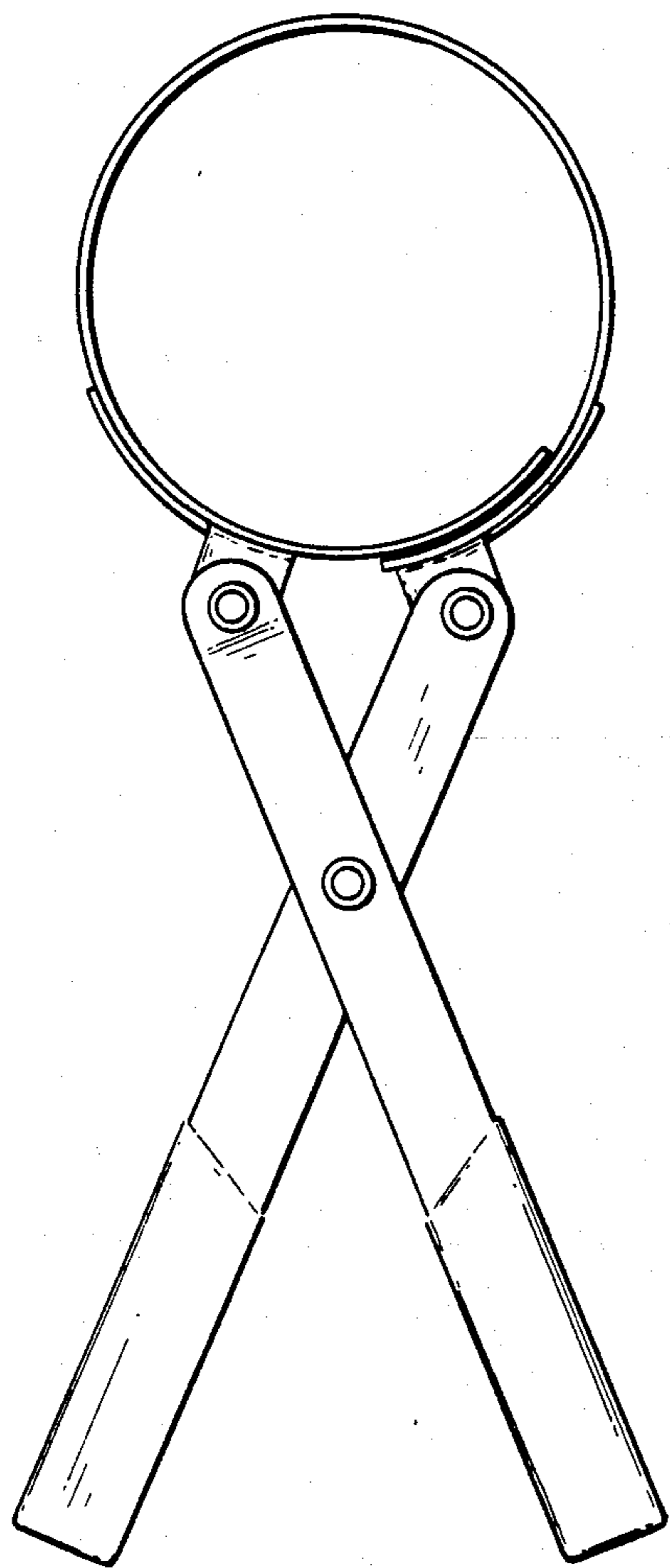
[57] CLAIM

The ornamental design for an oil filter gripping tool, substantially as shown and described.

DESCRIPTION

FIG. 1 is a front view of the oil filter gripping tool of my new design, the rear view is a mirror image thereof; FIG. 2 is a side view thereof, the opposite side being a mirror image thereof; FIG. 3 is a top view thereof; and FIG. 4 is a bottom view thereof.






**FIG. 1**



**FIG. 2**



**FIG. 3**



**FIG. 4**