

[54] TRUCK TOOL

[76] Inventor: Orville H. Westcott, 2313 Royal Ct., Kingswood Estate 2, Sioux Falls, S. Dak. 57106

[\*\*] Term: 14 Years

[21] Appl. No.: 682,342

[22] Filed: Dec. 17, 1984

[52] U.S. Cl. .... D8/16; D8/89

[58] Field of Search ..... D8/14, 16, 19, 44, 88, D8/89, 371, 31; 7/100, 166; 254/133 R; 29/802, 270; 248/301

[56] References Cited

U.S. PATENT DOCUMENTS

D. 26,680	2/1897	Faatz .....	D8/371
D. 46,183	7/1914	Prochaska .....	D8/16
D. 55,792	7/1920	Hudgins .....	D8/89
1,260,642	3/1918	Chia .....	D8/19
1,445,263	2/1923	Asper .....	7/166
1,609,732	12/1926	McLaughlin et al. ....	7/100

3,163,389	12/1964	Thornburgh .....	248/301
4,559,690	12/1985	Asmus .....	29/270

OTHER PUBLICATIONS

Dahlstrom Metal Mouldings & Shapes Cat. No. 11, Section 1; p. 33; Moulding 1995-A (third from right, second row).

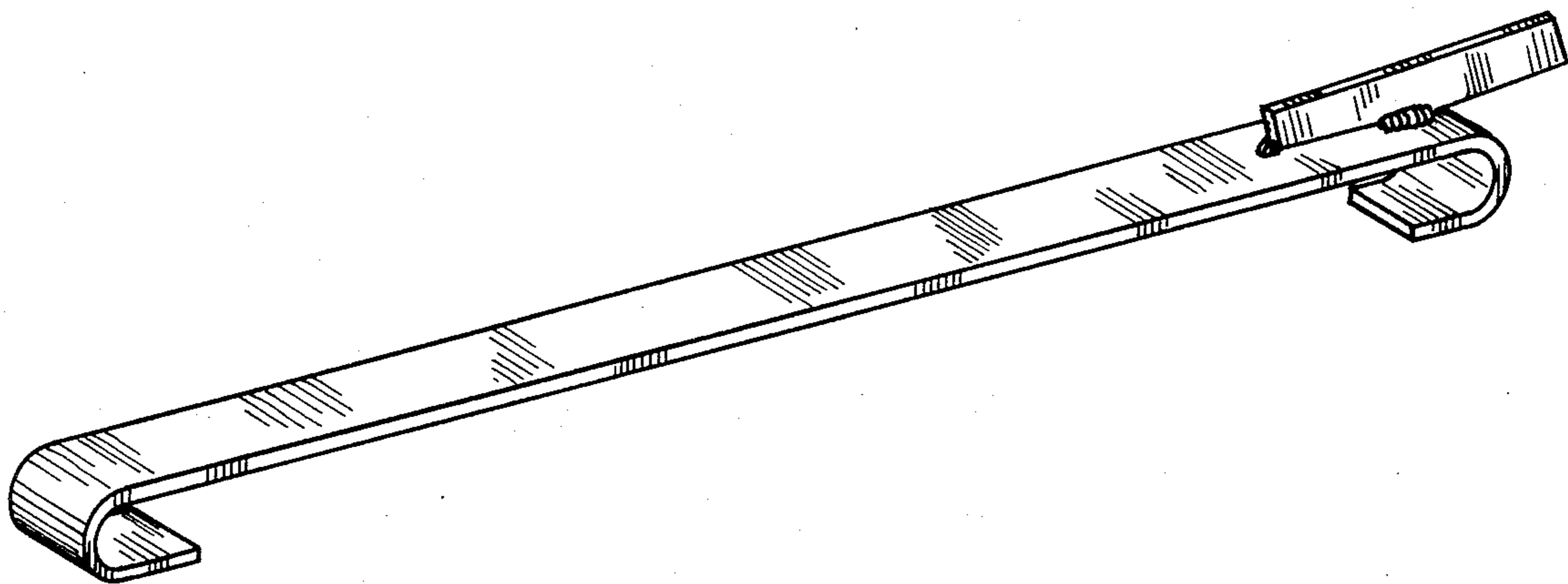
Primary Examiner—B. J. Bullock  
Attorney, Agent, or Firm—Burd, Bartz & Gutenkauf

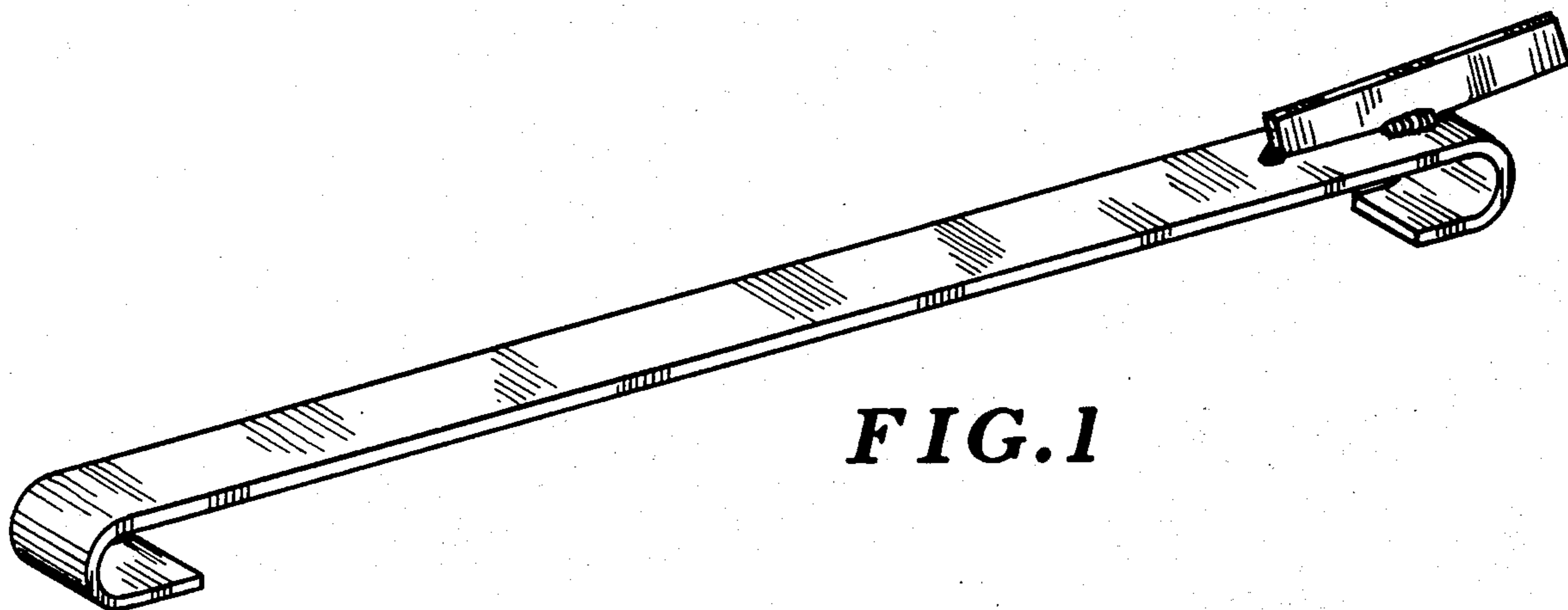
[57] CLAIM

The ornamental design of the truck tool, substantially as shown and described.


DESCRIPTION

FIG. 1 is a perspective view of the truck tool showing my new design;  
FIG. 2 is a top view thereof;  
FIG. 3 is a side view thereof, the opposite side being a mirror image thereof;  
FIG. 4 is a bottom view thereof;  
FIG. 5 is an end view of the left end of FIG. 1; and  
FIG. 6 is an end view of the right end.

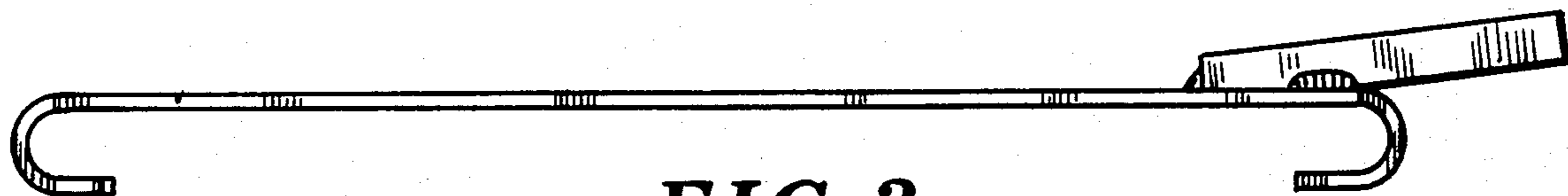





**FIG. 1**



**FIG. 2**



**FIG. 3**



**FIG. 4**



**FIG. 5**



**FIG. 6**