

[54] CASSETTE RACK

[56]

References Cited

U.S. PATENT DOCUMENTS

[75] Inventor: James R. Reichow, Brooklyn Park, Minn.

D. 211,706	7/1968	Blomeyer	D3/35
D. 247,646	3/1978	Woodhall	D3/35
D. 283,957	5/1986	Stravitz	D6/407
3,561,004	2/1971	Kozu et al.	312/10
4,162,006	7/1979	Wilson	312/10
4,453,785	6/1984	Smith	312/10
4,577,914	3/1986	Stravitz	312/10

[73] Assignee: Hartzell Manufacturing Inc., St. Paul, Minn.

Primary Examiner—George P. Word
Attorney, Agent, or Firm—Terryl K. Qualey

[**] Term: 14 Years

[57]

CLAIM

The ornamental design for a cassette rack, as shown.

[21] Appl. No.: 642,570

DESCRIPTION

[22] Filed: Aug. 20, 1984

FIG. 1 is a front elevational view of a cassette rack showing my new design;

[52] U.S. Cl. D3/35; D6/407; D6/571; D6/572

FIG. 2 is a bottom plan view thereof;


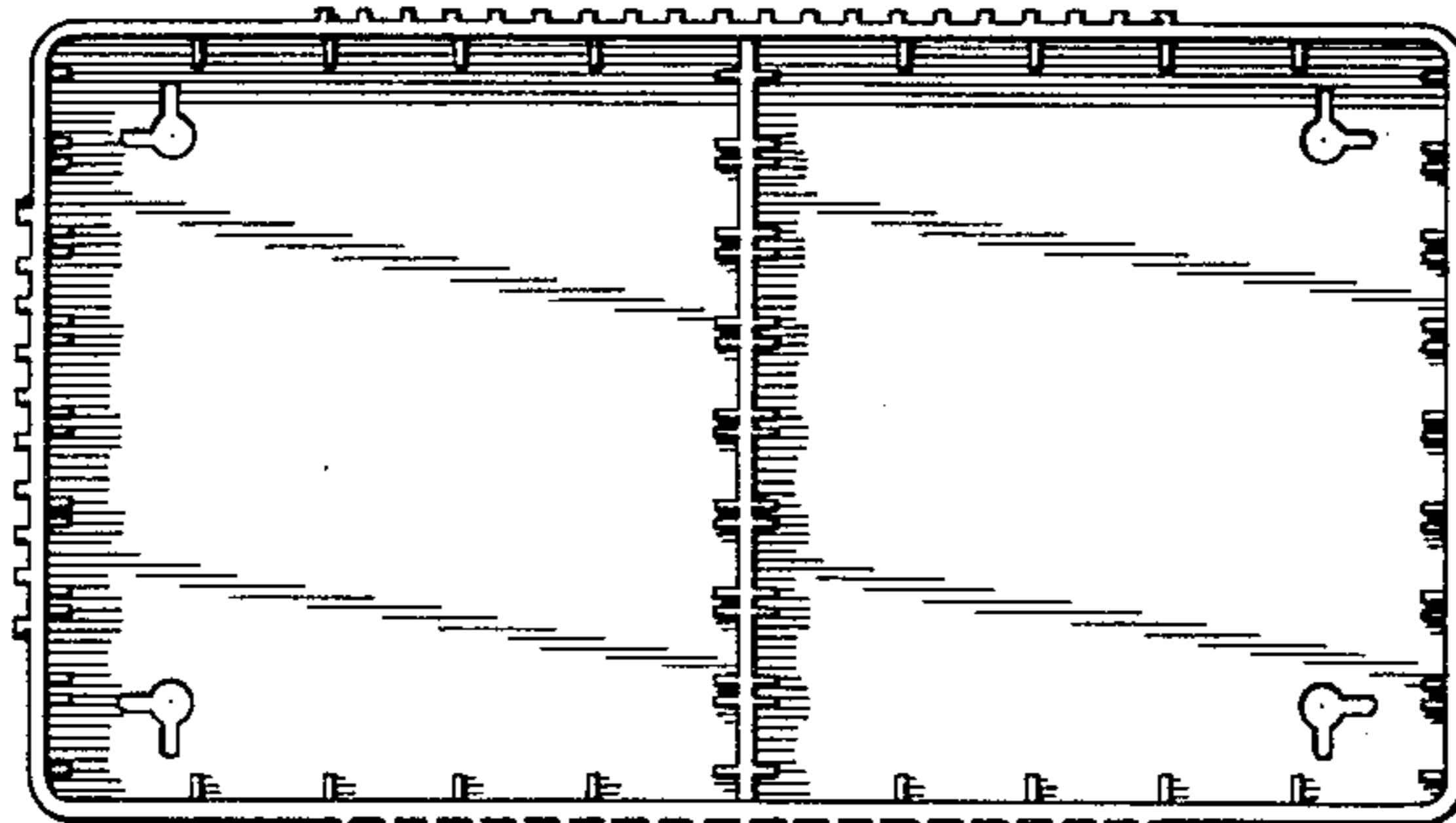
[58] Field of Search D3/30.1, 33, 35, 74; 206/387; D6/407, 570, 442, 571, 410, 572, 466, 553; 220/23.2, 23.4, 23.6; 312/10

FIG. 3 is a rear elevational view thereof;

FIG. 4 is a top plan view thereof;

FIG. 5 is a left side elevational view thereof; and

FIG. 6 is a right side elevational view thereof.



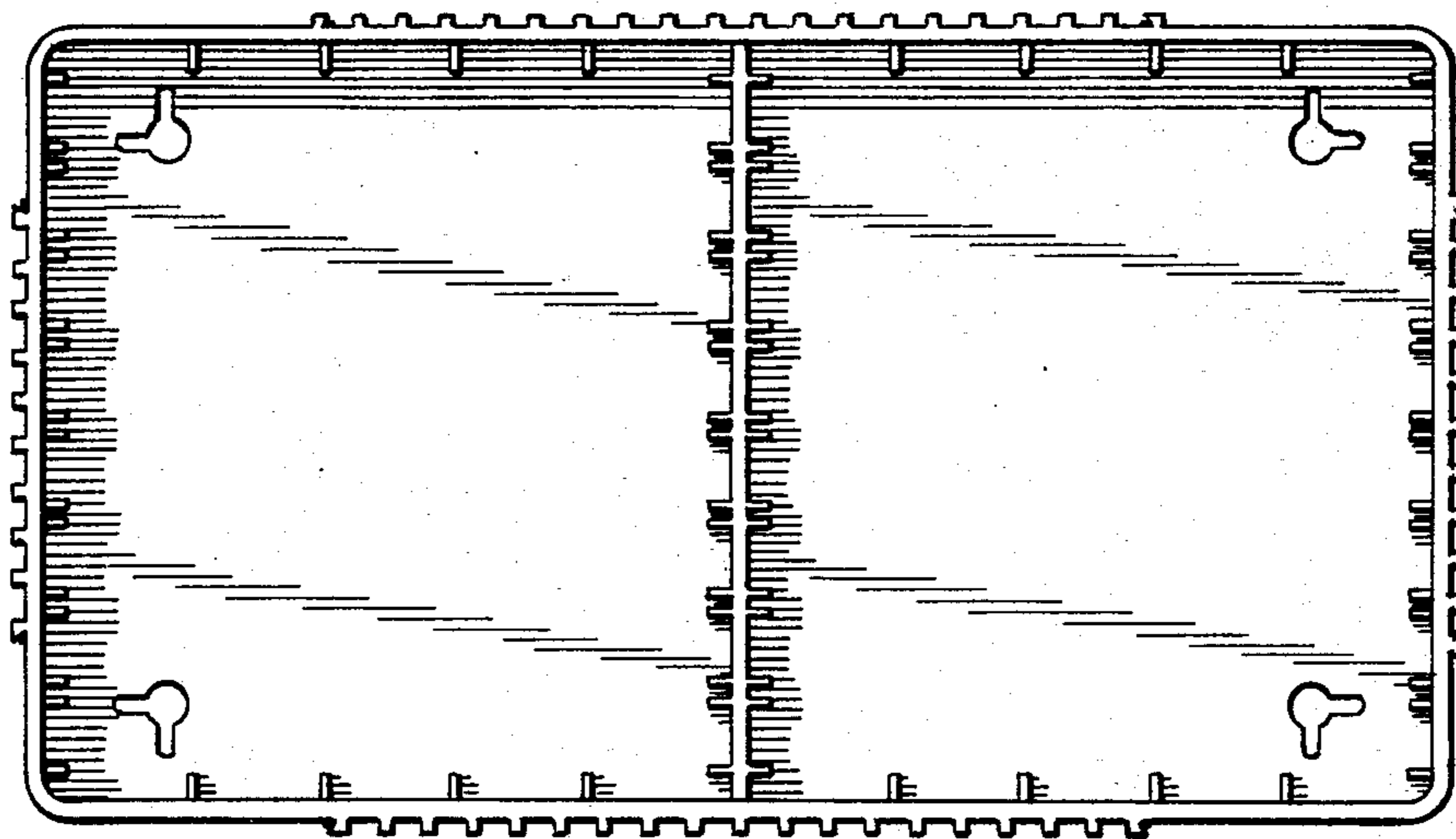


FIG. 1




FIG. 2

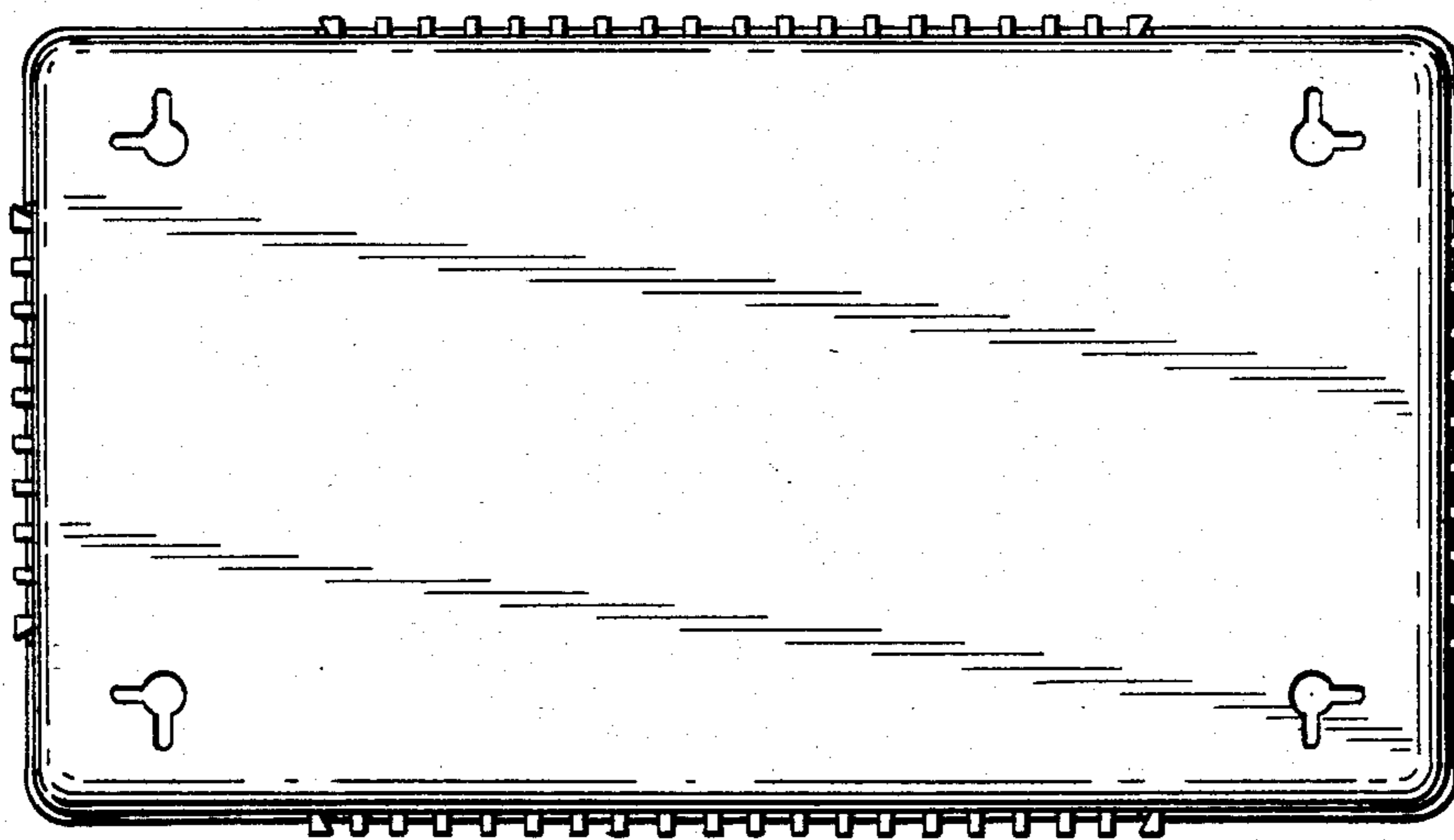


FIG. 3




FIG. 4




FIG. 5




FIG. 6