

[54] **HAND-HELD ELECTRIC PROD**

[76] **Inventor: More Shy, No. 25, Lane 152, Kun Yang St., Nan Kang District, Taipei, Taiwan**

[**] **Term: 14 Years**

[21] **Appl. No.: 792,355**

[22] **Filed: Oct. 29, 1985**

[52] **U.S. Cl. D22/117; D30/32**

[58] **Field of Search D30/32; D22/117; 231/7; 273/8 ES; 361/234**

[56] **References Cited**

U.S. PATENT DOCUMENTS

D. 252,939	9/1979	Bugler	D22/117
D. 255,139	5/1980	Smith	D22/117
D. 257,495	11/1980	Bros et al.	D30/32
D. 273,216	3/1984	Sinrod	D22/117
D. 279,133	6/1985	Ayres	D30/32
427,549	5/1890	Burton	D30/32 X
1,168,473	11/1915	Floyd	273/84 ES X
1,189,532	7/1916	Bishop	273/84 ES X
1,210,112	12/1916	Smith	273/84 ES X
2,176,994	10/1939	Hansen et al.	273/84 ES X
2,204,041	6/1940	Jefferson	D30/32 X

2,208,852	7/1940	Morgan	273/84 ES
2,253,315	8/1941	Andrus	273/84 ES
2,304,065	12/1942	Wright	231/7
2,484,147	10/1949	Bartel	231/7
2,561,122	7/1951	Juergens	231/7
3,362,711	1/1968	Larsen et al.	273/84 ES
3,819,108	6/1974	Jordan	231/7
3,998,459	12/1976	Henderson et al.	273/84 ES
4,367,843	1/1983	Bros et al.	231/7
4,394,956	7/1983	Andrews et al.	231/7

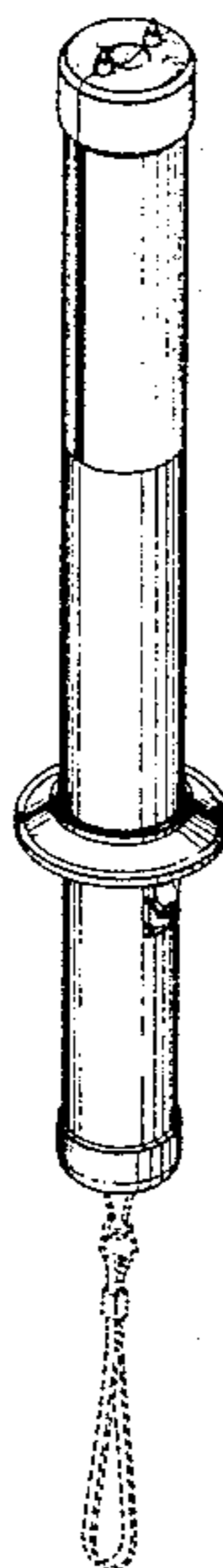
Primary Examiner—James R. Largen

[57] **CLAIM**

The ornamental design for a hand-held electric prod, as shown.

DESCRIPTION

FIG. 1 is a perspective view of a hand-held electric prod showing my new design;
 FIG. 2 is a front elevational view thereof;
 FIG. 3 is a rear elevational view thereof;
 FIG. 4 is a left side elevational view thereof;
 FIG. 5 is a right side elevational view thereof;
 FIG. 6 is a top plan view thereof; and
 FIG. 7 is a bottom plan view thereof.
 The dotted lines in FIG. 1 are for illustrative purposes only and form no part of the claimed design.



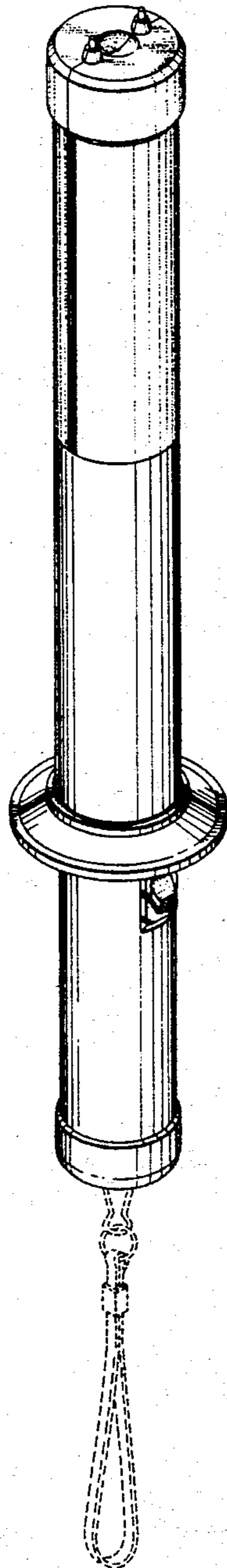


FIG.1

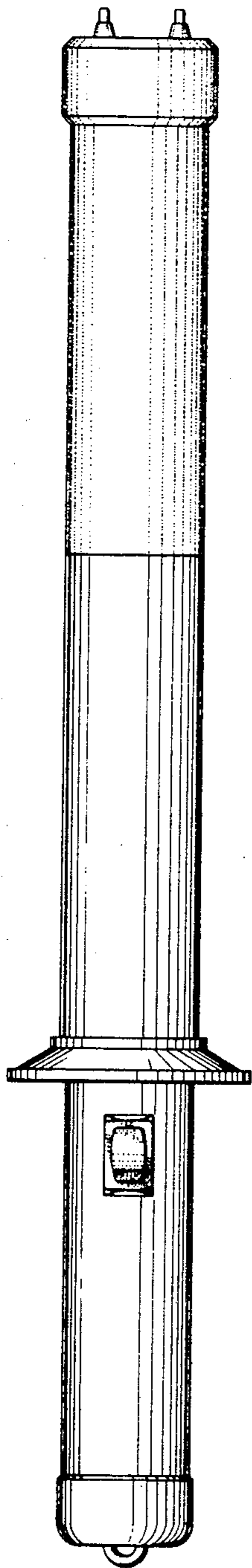


FIG. 2

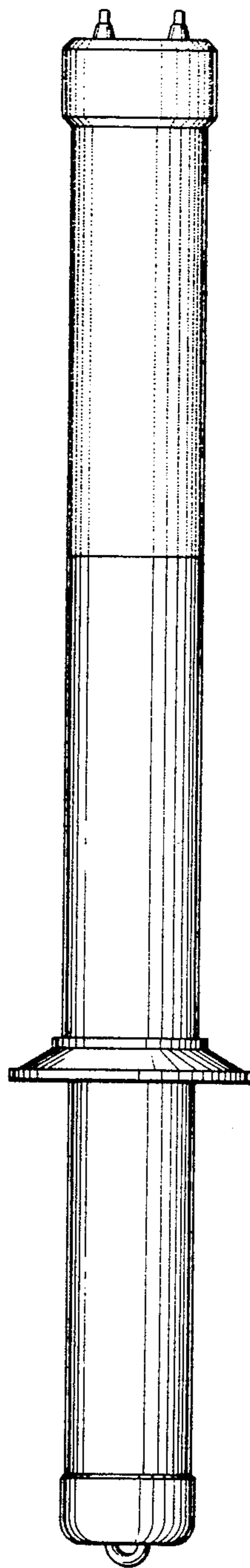


FIG. 3




FIG. 4




FIG. 5

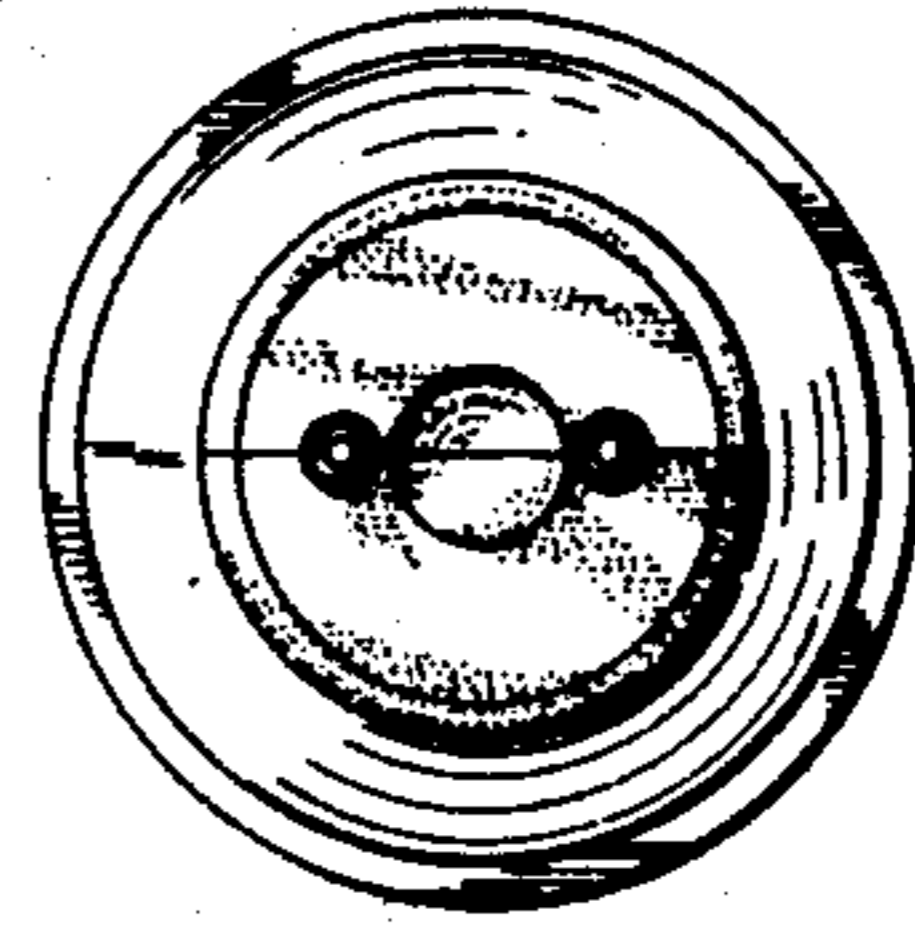


FIG. 6

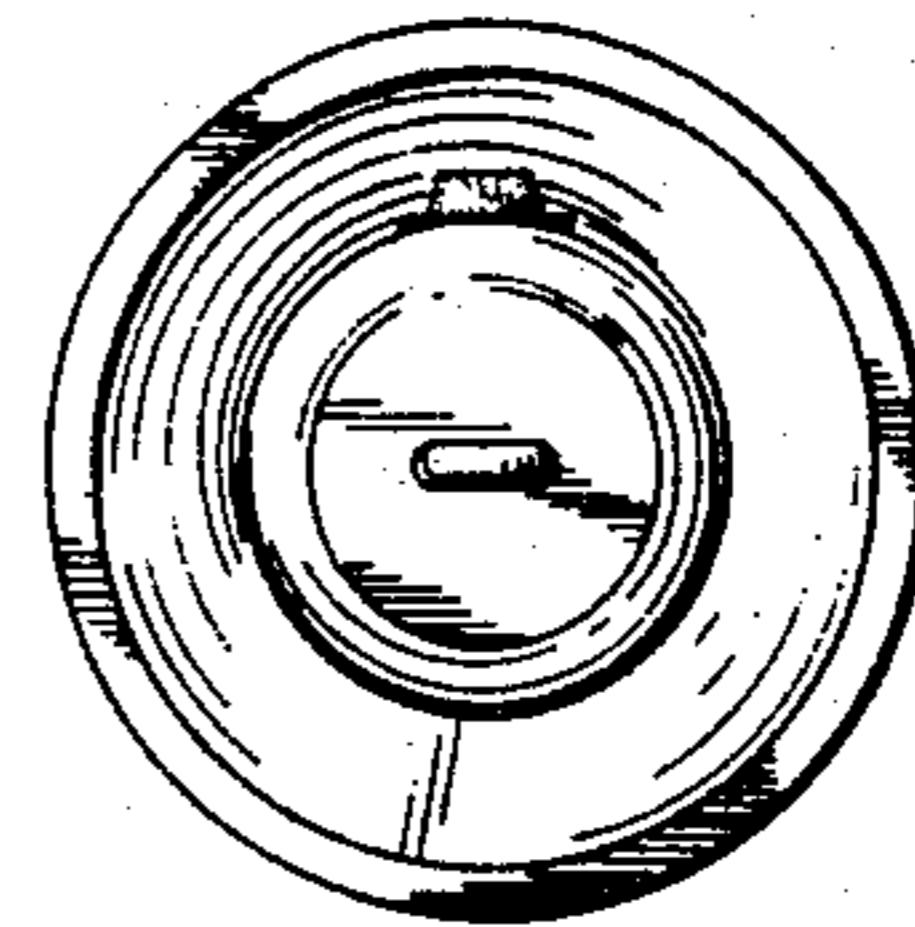


FIG. 7