

[54] **OUTBOARD MOTOR BRACKET**

[76] **Inventor: George L. Mahoney, P.O. Box 377, West Grove, Pa. 19390**

[\*\*] **Term: 14 Years**

[21] **Appl. No.: 622,501**

[22] **Filed: Jun. 20, 1984**

[52] **U.S. Cl. .... D15/4; D12/317**

[58] **Field of Search .... D15/4; D12/317; 248/351, 354.4, 503, 640-643; 440/52-53, 55-56, 61**

3,884,174	5/1975	Larsen	440/52
3,941,344	3/1976	Paterson	248/351
3,952,986	4/1976	Wells	248/354.4
4,086,869	5/1978	Woodruff	440/56
4,125,236	11/1978	Landwerlen	248/351 X
4,232,627	11/1980	Glenn et al.	440/61
4,331,431	5/1982	Estes	440/53
4,355,986	10/1982	Stevens	440/53
4,367,860	1/1983	Strang	248/641
4,373,921	2/1983	Hall et al.	440/61
4,438,899	3/1984	Perkins et al.	248/642
4,482,330	11/1984	Cook	440/61 X

[56] **References Cited**

**U.S. PATENT DOCUMENTS**

Re. 25,048	11/1959	Hulsberg	440/56
D. 272,359	1/1984	Hall et al.	D15/4
D. 277,843	3/1985	Gilbreath	D15/4 X
2,646,238	7/1953	Kircher et al.	248/642
2,893,342	7/1959	Langford	440/56
2,901,267	8/1959	Holsclaw	248/503
2,911,938	11/1959	Hulsberg	440/56
2,934,303	4/1960	Conrad	248/351
2,939,670	6/1960	Anderson	248/351
2,977,084	3/1961	Brown et al.	248/351
3,018,989	1/1962	Gossett	248/642
3,061,250	10/1962	Conover	248/642
3,693,576	9/1972	Driscoll	440/55

*Primary Examiner*—B. J. Bullock

*Assistant Examiner*—Brian N. Vinson

*Attorney, Agent, or Firm*—Panitch, Schwarze, Jacobs & Nadel

[57] **CLAIM**

The ornamental design for an outboard motor bracket, substantially as shown and described.

**DESCRIPTION**

FIG. 1 is a front elevational view of an outboard motor bracket showing my new design, the rear being substantially similar in appearance;  
 FIG. 2 is a right side elevational view thereof, the left side being substantially similar in appearance;  
 FIG. 3 is a top plan view thereof; and  
 FIG. 4 is a bottom plan view thereof.

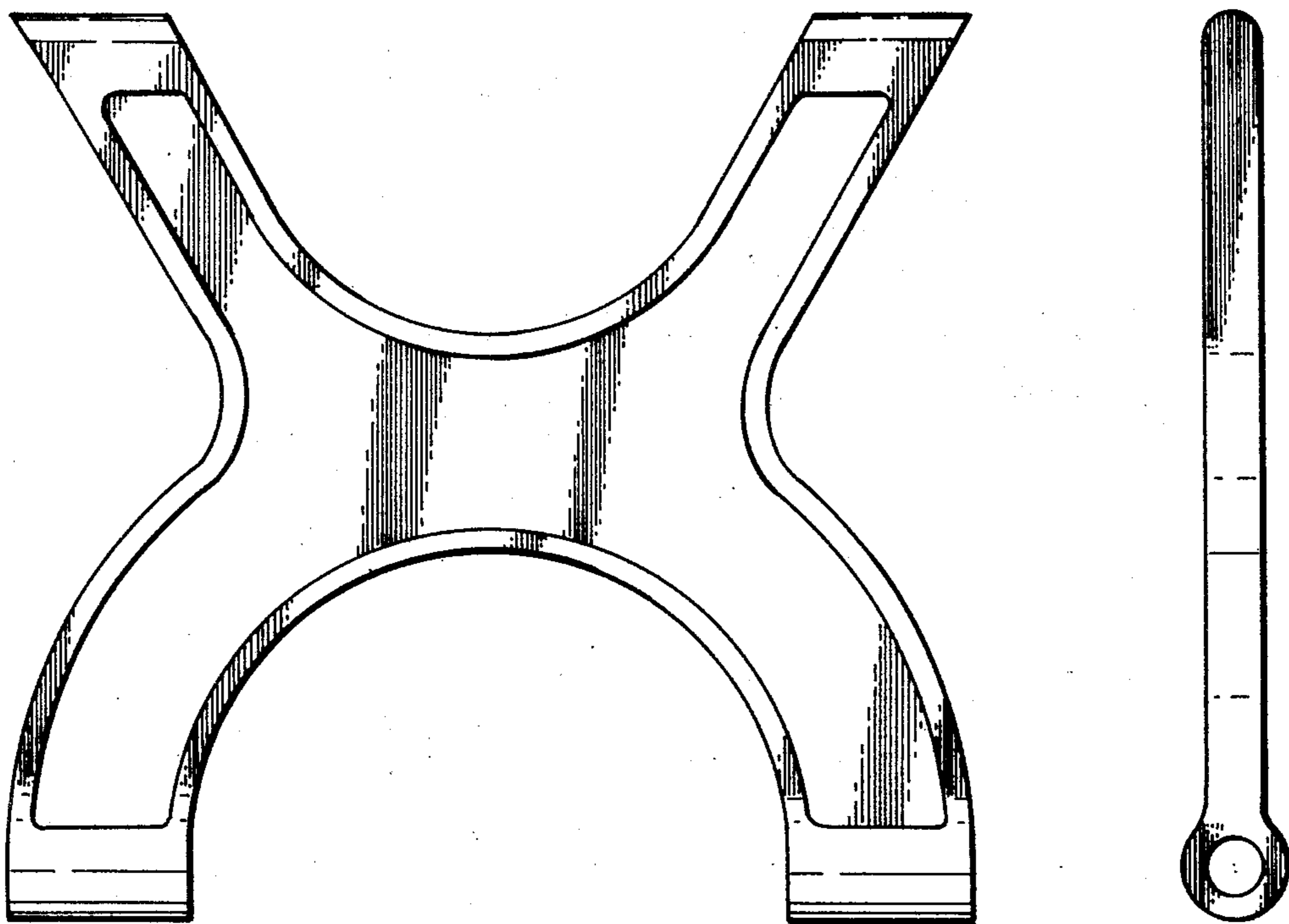


FIG. 1

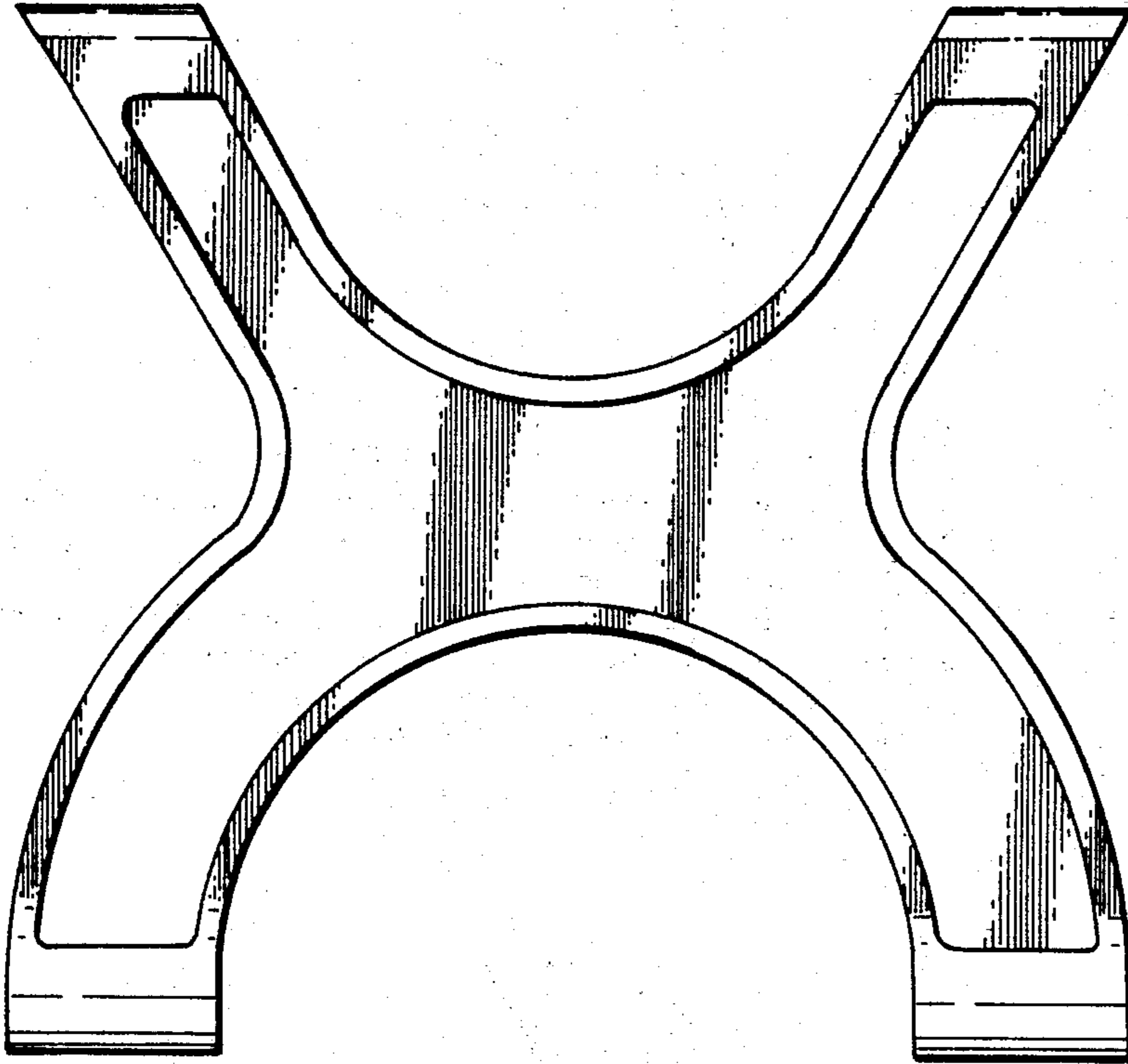


FIG. 2



FIG. 3

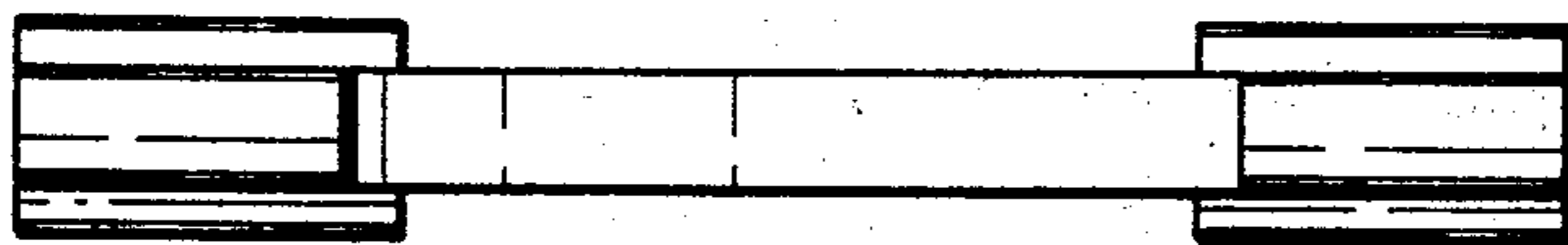


FIG. 4

