

[54] HOUSING FOR A CORDLESS TELEPHONE OR SIMILAR ARTICLE

[75] Inventors: Wolfgang Muenschler, Munich; Siegfried Schoen, Starnberg, both of Fed. Rep. of Germany

[73] Assignee: Siemens Aktiengesellschaft, Berlin and Munich, Fed. Rep. of Germany

[**] Term: 14 Years

[21] Appl. No.: 674,189

[22] Filed: Nov. 23, 1984

[52] U.S. Cl. D14/63

[58] Field of Search D14/62, 64, 14, 12, D14/53; 179/103, 179, 100 R, 100 D, 100 C, 100 L, 2 EA; 455/89, 90

[56] References Cited

U.S. PATENT DOCUMENTS

D. 266,325	9/1982	Butchko	D14/63
D. 278,146	3/1985	Young	D14/12
D. 278,333	4/1985	Takata	D14/12
D. 282,364	1/1986	Takahashi et al.	D14/63
D. 282,659	2/1986	Abrams	D14/63
D. 283,889	5/1986	Steinbeck	D14/64
4,511,761	4/1985	Yamazaki et al.	179/2 EA

OTHER PUBLICATIONS

The Sharper Image Magazine, Spring 1982, p. 33: Extend-A-Phone EX-1000 Headset. B. A. Pargh Co. Inc. Catalog ©1983: at p. 14 Oleg Cassini "Orpheus" #1030T Hand Phone.

Primary Examiner—Wallace R. Burke
Assistant Examiner—Horace B. Fay

[57] CLAIM

The ornamental design for a housing for a cordless telephone or similar article, substantially as shown and described.

DESCRIPTION

FIG. 1 is a front elevational view of a housing for a cordless telephone or similar article showing my new design;

FIG. 2 is a rear elevational view thereof;

FIGS. 3 and 4 are respectively right and left side elevational views taken from the FIG. 1 orientation;

FIGS. 5 and 6 are respectively top and bottom plan views thereof;

FIG. 7 is a front, top and side perspective view thereof; and

FIG. 8 is a rear, bottom and side perspective view thereof.

The broken line showings in FIGS. 5 and 7 are for environment associational purposes only and form no part of the claimed design.


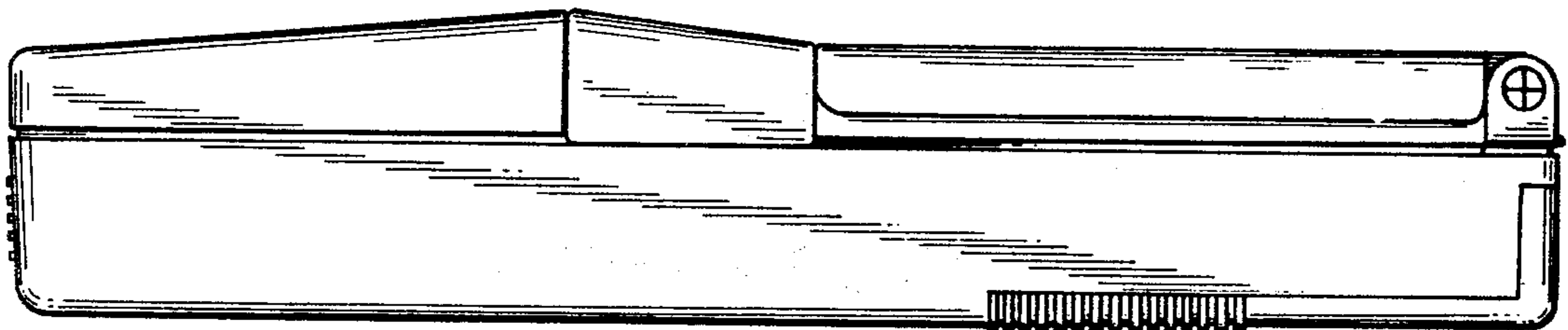


FIG. 1




FIG. 2




FIG. 3

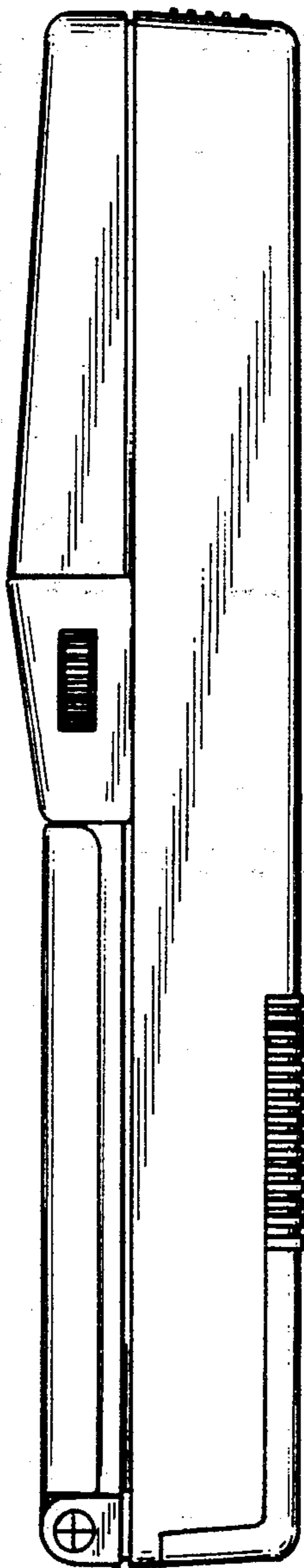


FIG. 4

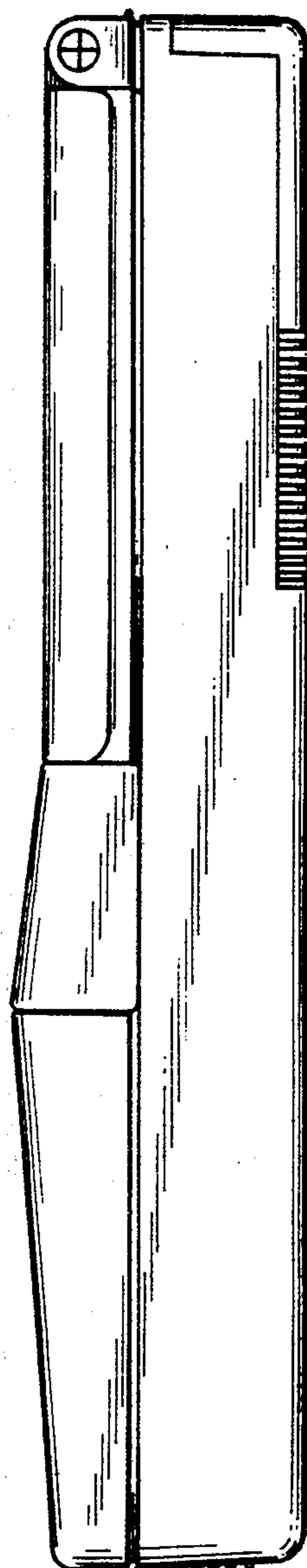


FIG. 5

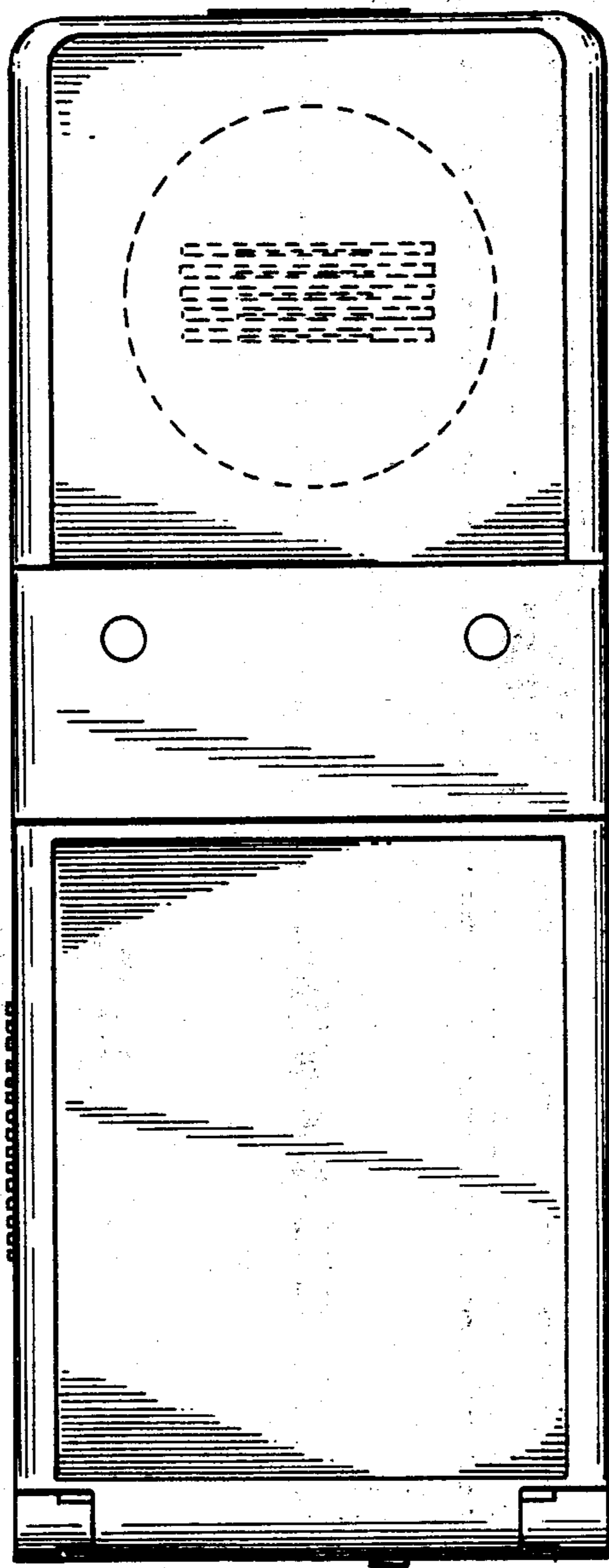


FIG. 6




FIG. 7

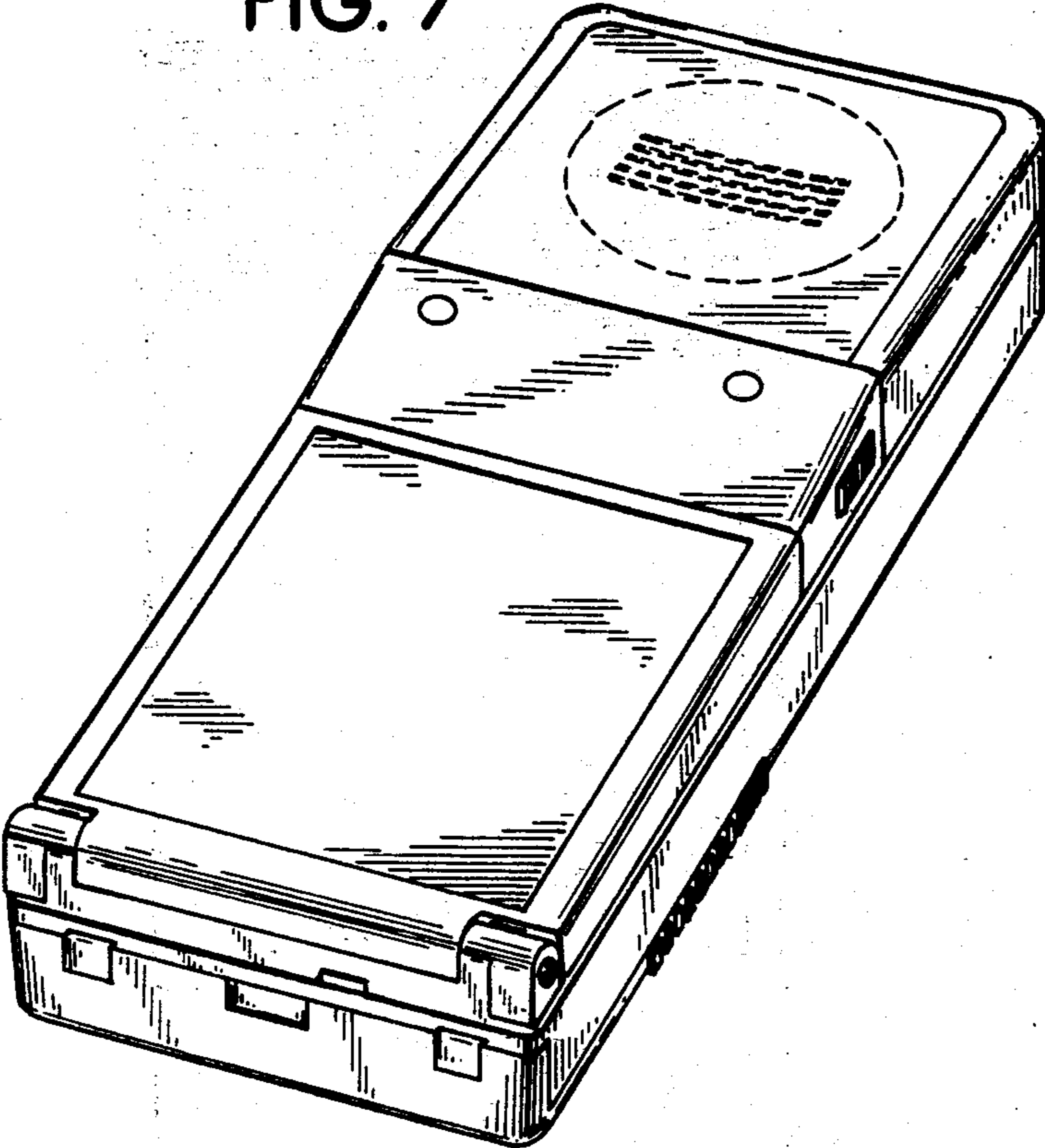


FIG. 8

