

[54] TELEPHONE APPARATUS HOUSING

[75] Inventors: Thomas B. Aldrich, Spring Valley; John Pardo, Yonkers, both of N.Y.

[73] Assignees: American Telephone and Telegraph Company, New York, N.Y.; AT&T Information Systems Inc., Morristown, N.J.

[\*] Notice: The portion of the term of this patent subsequent to Apr. 14, 2001 has been disclaimed.

[\*\*] Term: 14 Years

[21] Appl. No.: 518,400

[22] Filed: Jul. 29, 1983

[52] U.S. Cl. .... D14/60

[58] Field of Search ..... D14/52, 53, 58, 60, D14/59; 179/179, 178, 100 D, 100 R, 100 L, 101

[56] References Cited

U.S. PATENT DOCUMENTS

- D. 206,227 11/1966 Cuccio et al. .... D26/14
- D. 231,650 5/1974 Eubank et al. .... D26/14 A
- D. 252,087 6/1979 Genaro et al. .... D14/60
- D. 252,569 8/1979 Genaro et al. .... D14/60
- D. 257,772 1/1981 Fukutani ..... D14/53
- D. 257,978 1/1981 Festa et al. .... D14/60

- D. 258,062 1/1981 Cusimano et al. .... D14/66
- D. 259,933 7/1981 Foggia et al. .... D14/58
- D. 263,046 2/1982 Genaro et al. .... D14/53
- D. 263,588 3/1982 Hillman ..... D14/60
- D. 265,087 6/1982 Yamaguchi et al. .... D14/53
- D. 265,401 7/1982 Genaro et al. .... D14/60
- D. 267,179 12/1982 Yamaguchi et al. .... D14/66
- D. 267,716 1/1983 Janda ..... D14/53
- D. 268,934 5/1983 Walton ..... D14/66
- D. 272,149 1/1984 Genaro et al. .... D14/53 X
- D. 272,150 1/1984 Genaro et al. .... D14/60
- D. 278,813 5/1985 Genaro et al. .... D14/60
- D. 280,097 8/1985 Yamagata et al. .... D14/58
- D. 297,777 7/1985 Cooke et al. .... D14/53

Primary Examiner—Wallace R. Burke  
Assistant Examiner—Horace B. Fay  
Attorney, Agent, or Firm—John A. Caccuro

[57] CLAIM

The ornamental design for a telephone apparatus housing, as shown and described.

DESCRIPTION

FIG. 1 is a side elevational view of a telephone apparatus housing showing our new design, the view of the side opposite being a mirror image of the side shown; FIG. 2 is a top plan view thereof; FIGS. 3 and 4 are respectively front and rear elevational views thereof; FIG. 5 is a bottom plan view thereof; and FIG. 6 is a perspective view thereof.

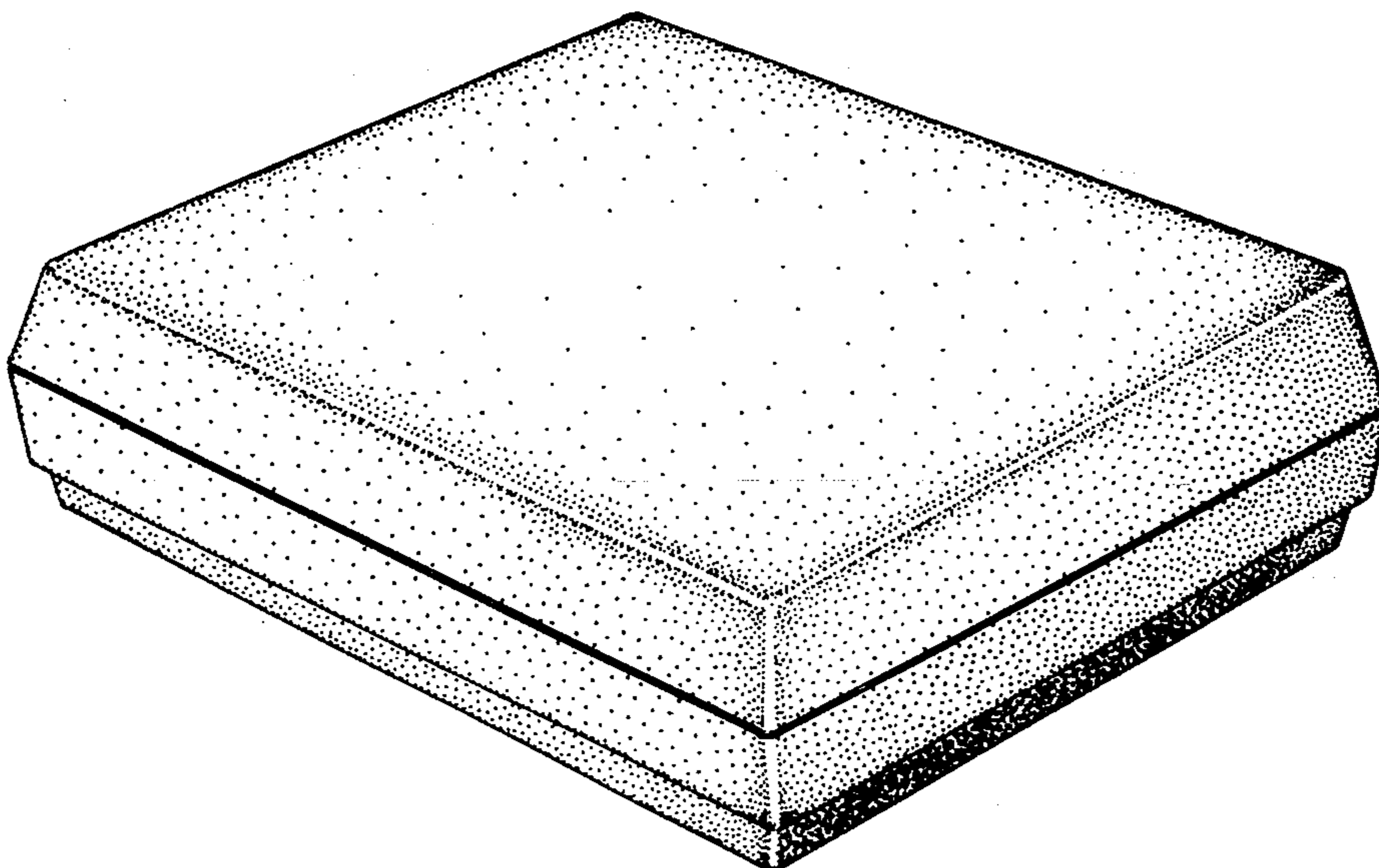
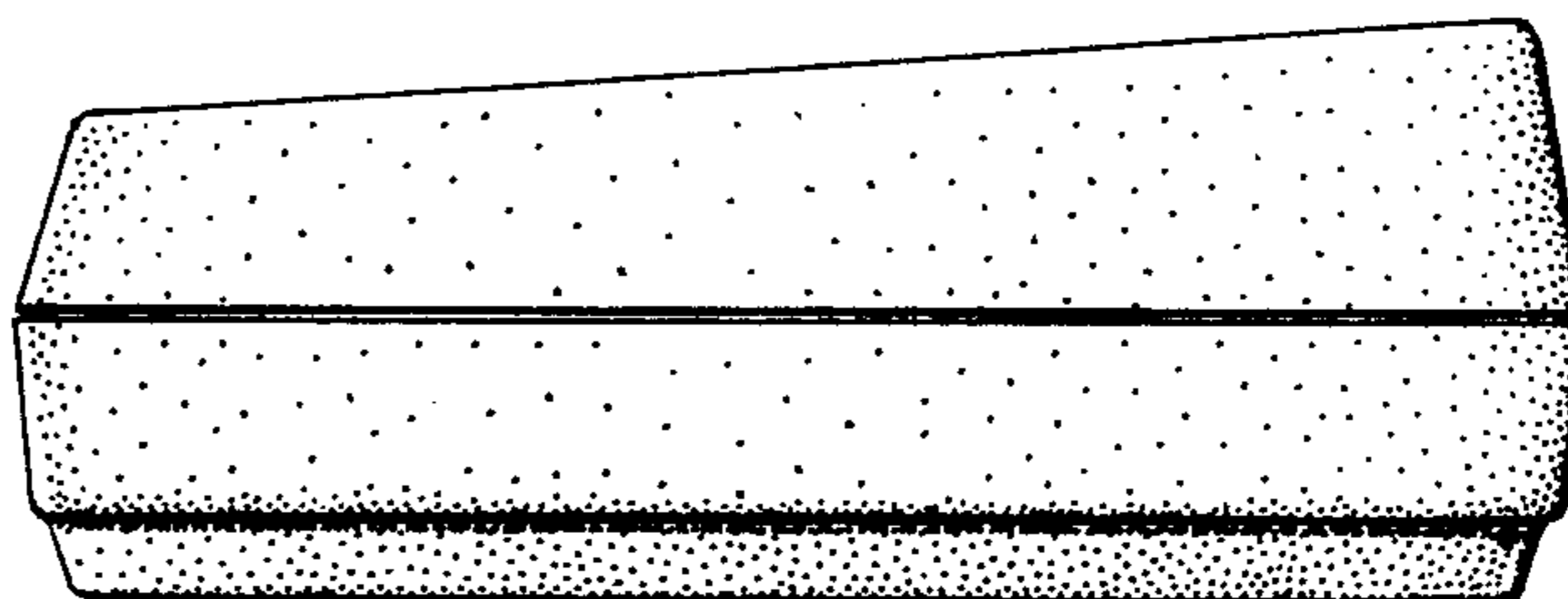


FIG. 1

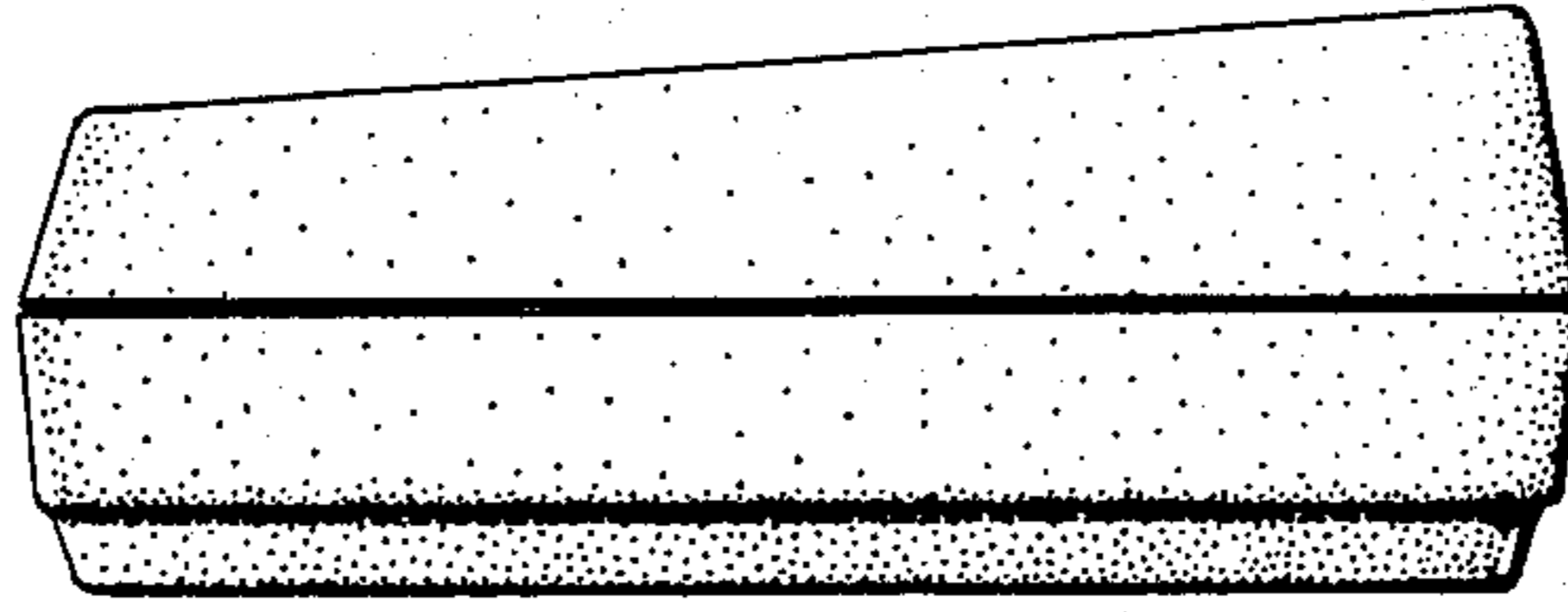


FIG. 2




FIG. 3




FIG. 4




FIG. 5




FIG. 6

