

[54] **SPEAKER GRILLE**

[75] Inventors: **Tetsuo Ohtsuji; Tetsuya Kamata,**
both of Tokyo, Japan

[73] Assignee: **Pioneer Electronic Corporation,**
Tokyo, Japan

[**] Term: **14 Years**

[21] Appl. No.: **649,023**

[22] Filed: **Sep. 10, 1984**

[30] **Foreign Application Priority Data**

Mar. 23, 1984 [JP] Japan 59-11268

[52] U.S. Cl. **D14/39; D14/34**

[58] Field of Search **D14/30, 32-34,**
D14/37, 39; 181/148, 151, 198, 199, 153-157;
179/146 E, 181 R; 381/56, 57, 82, 91

[56] **References Cited**

U.S. PATENT DOCUMENTS

D. 211,184 5/1968 Moore D14/37

D. 250,021 10/1978 Barbera D14/39
D. 264,208 5/1982 Matsubara D14/30
D. 269,869 7/1983 Matsubara D14/30
D. 281,596 12/1985 Iijima D14/30
D. 281,597 12/1985 Matushima D14/33 X
4,221,929 9/1980 Fukuda 179/146 E

Primary Examiner—Louis S. Zarfes
Attorney, Agent, or Firm—Sughrue, Mion, Zinn,
Macpeak & Seas

[57] **CLAIM**

The ornamental design for a speaker grille, as shown.

DESCRIPTION

FIG. 1 is a front elevational view of a speaker grille showing our new design;
FIG. 2 is a rear elevational view thereof;
FIG. 3 is a right side elevational view thereof;
FIG. 4 is a left side elevational view thereof;
FIG. 5 is a top plan view thereof;
FIG. 6 is a bottom plan view thereof; and
FIG. 7 is a perspective view thereof.

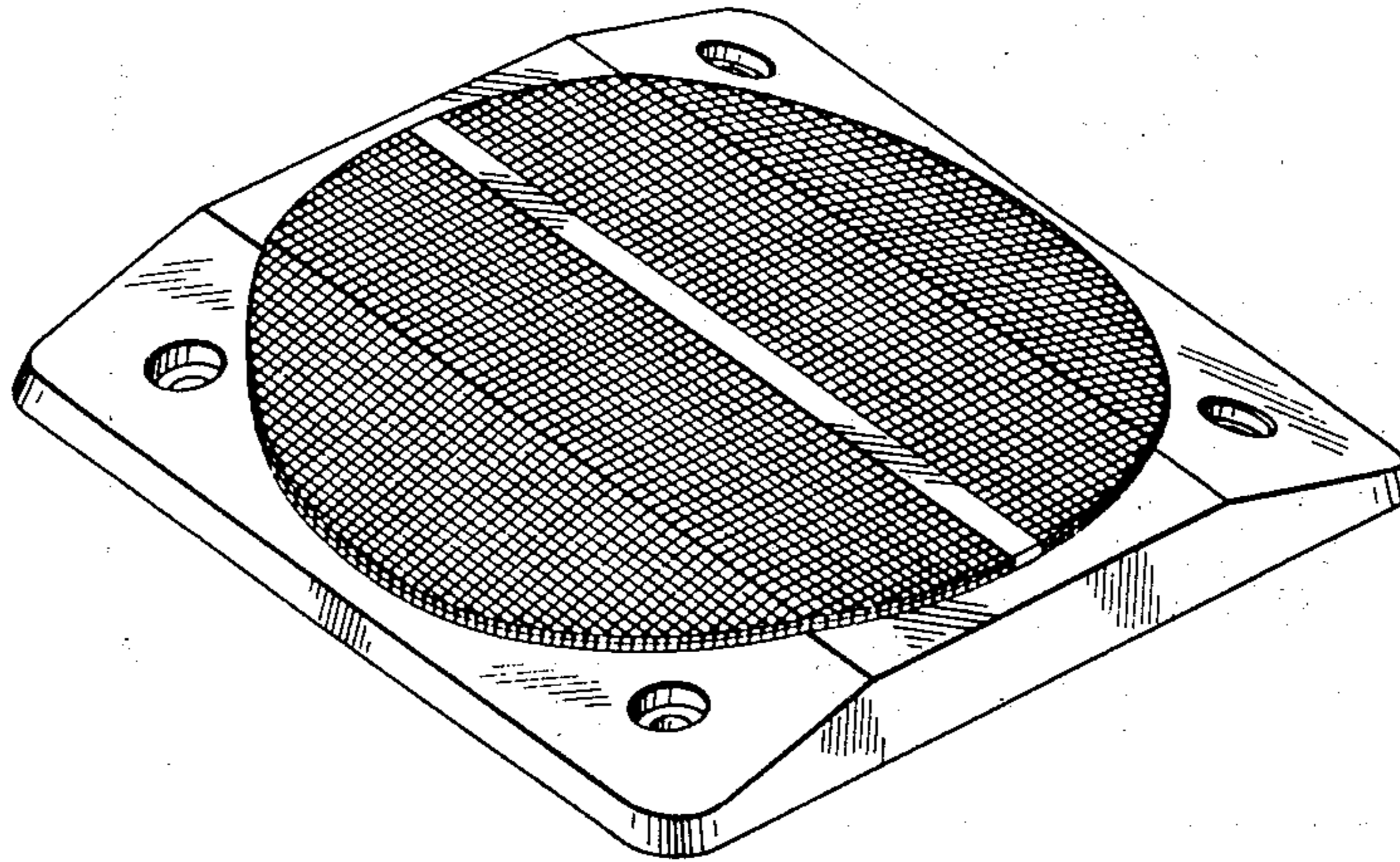


FIG. 1

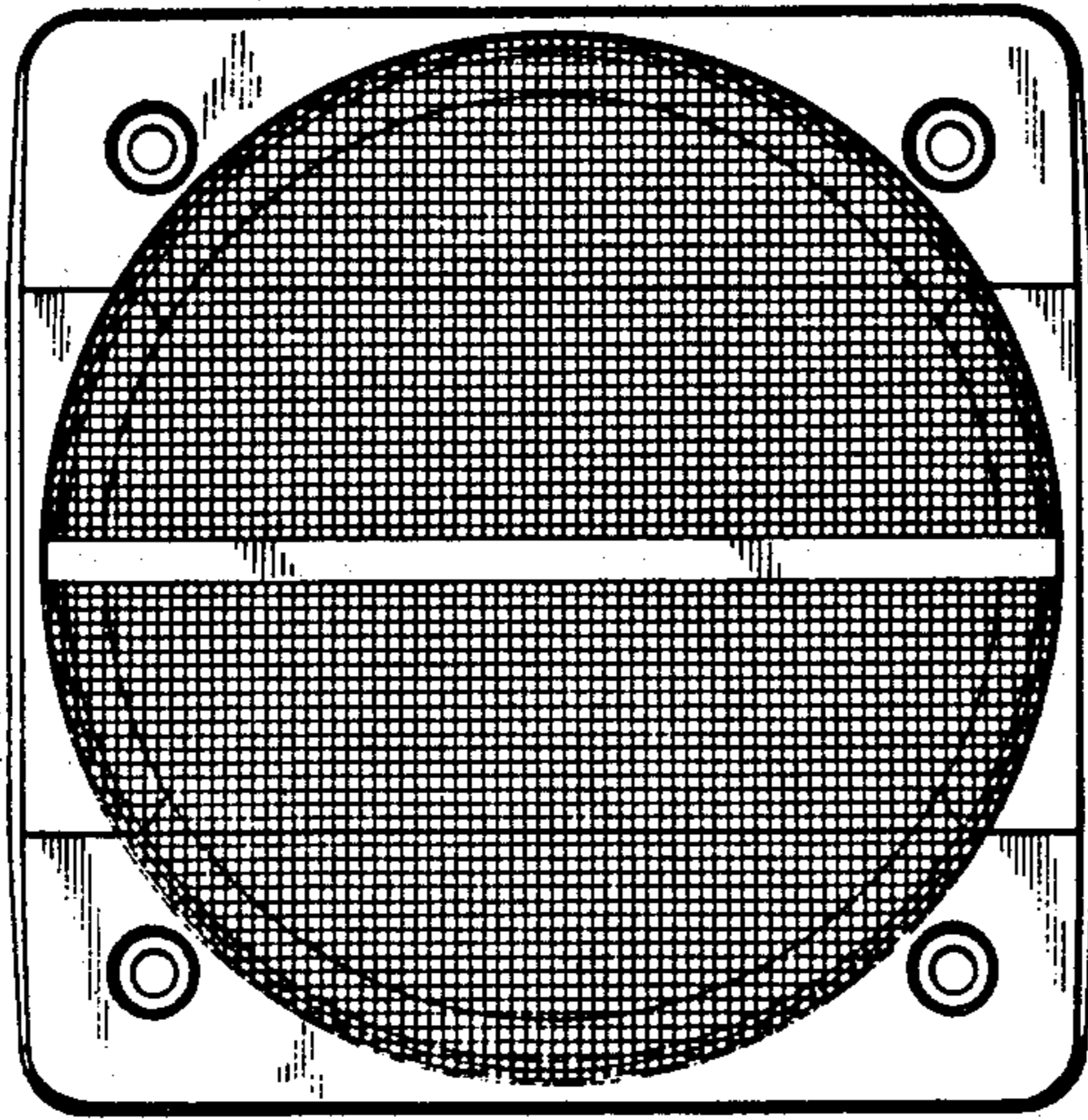


FIG. 3



FIG. 2

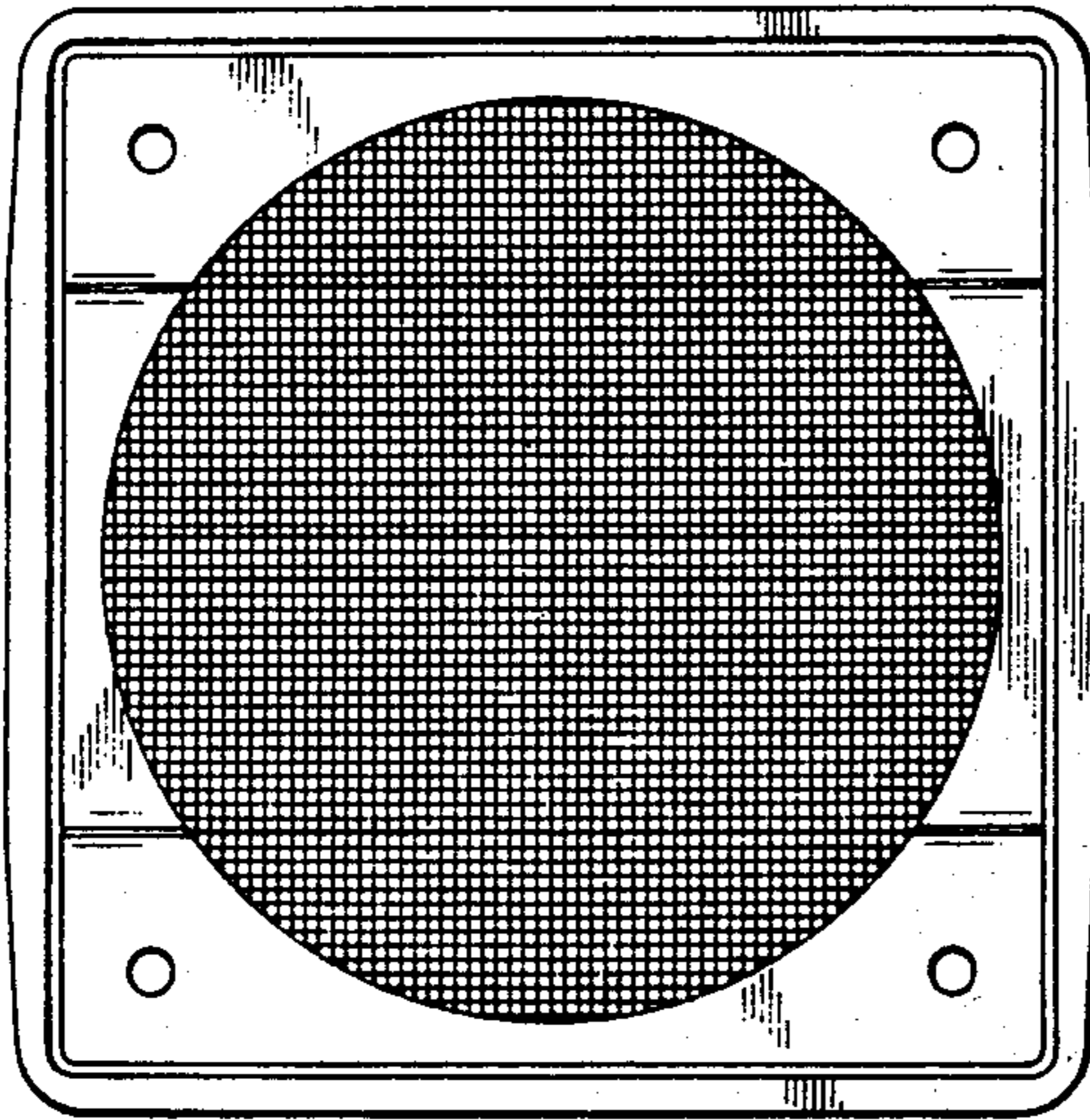


FIG. 4




FIG. 5



FIG. 6



FIG. 7

