

[54] FRONT CONTROL PANEL FOR A
COMBINED VEHICULAR CASSETTE
PLAYER AND RADIO RECEIVER

[75] Inventor: John Stoddard, London, United
Kingdom

[73] Assignee: Ford Motor Company, Dearborn,
Mich.

[**] Term: 14 Years

[21] Appl. No.: 664,680

[22] Filed: Oct. 25, 1984

[52] U.S. Cl. D14/10; D14/7;
D14/76; D14/68

[58] Field of Search D14/1, 2, 5, 6, 7, 10,
D14/99; 455/345, 346

[56] References Cited

U.S. PATENT DOCUMENTS

- D. 264,333 5/1982 Hisatsume D14/7
- D. 264,334 5/1982 Hisatsume D14/7

- D. 266,418 10/1982 Kikuhara D14/7
- D. 278,430 4/1985 Van de Poel D14/7 X
- D. 279,000 5/1985 Sarges D14/7 X


Primary Examiner—Bernard Ansher
Assistant Examiner—Theodore M. Shooman
Attorney, Agent, or Firm—Paul K. Godwin, Jr.; Clifford
L. Sadler

[57] CLAIM

The ornamental design for a front control panel for a
combined vehicular cassette player and radio receiver,
as shown and described.

DESCRIPTION

FIG. 1 is a top, front and right side perspective view of
a front control panel for a combined vehicular cassette
player and radio receiver showing my new design;
FIG. 2 is a top plan view thereof;
FIG. 3 is a front elevational view thereof;
FIG. 4 is a bottom plan view thereof;
FIG. 5 is a left side elevational view thereof; and
FIG. 6 is a right side elevational view thereof.






FIG. 1.

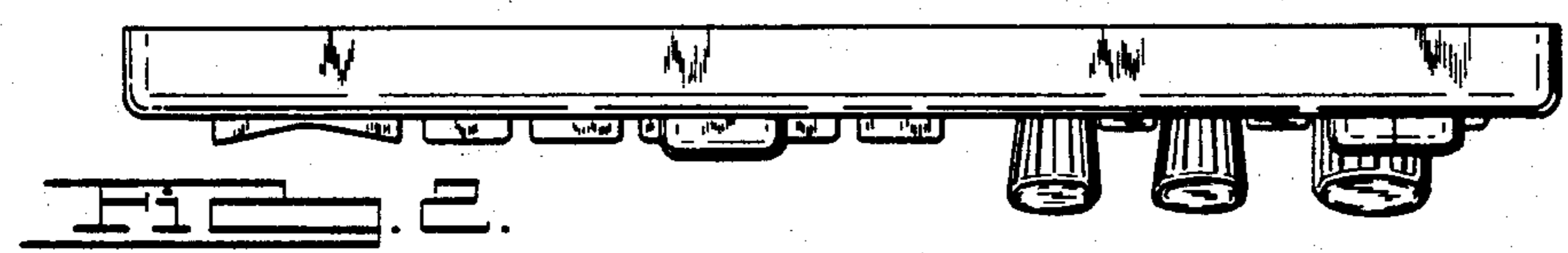


FIG. 2.

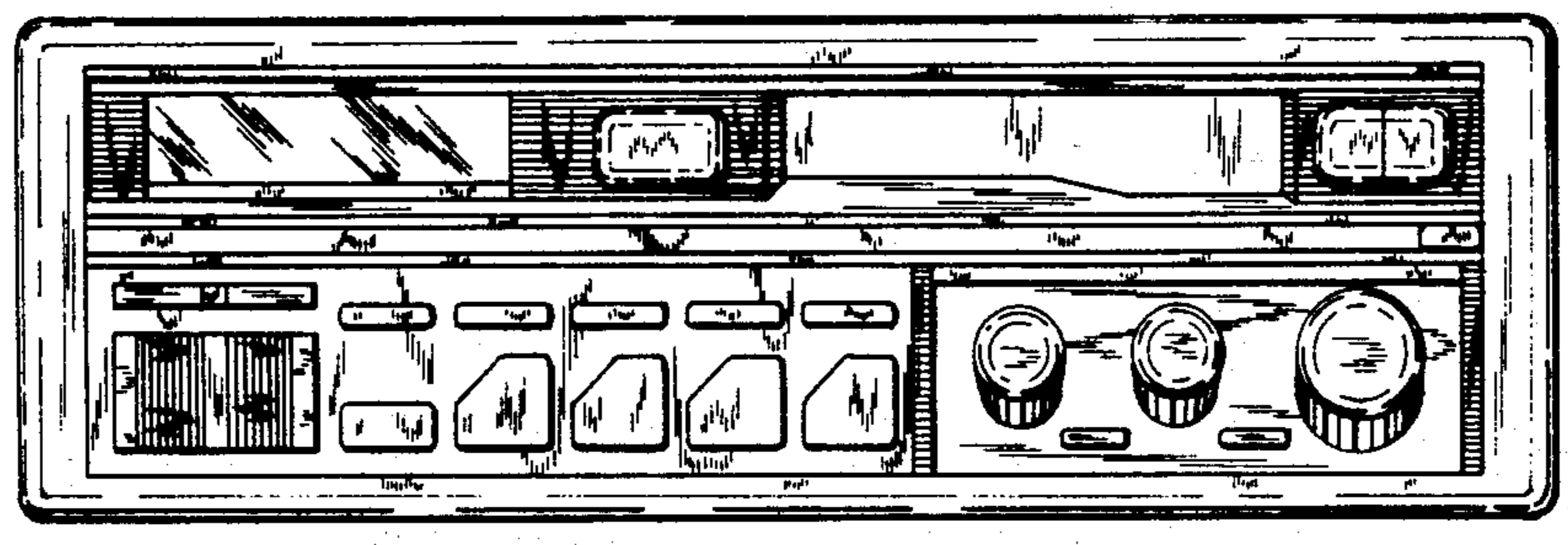


FIG. 3.

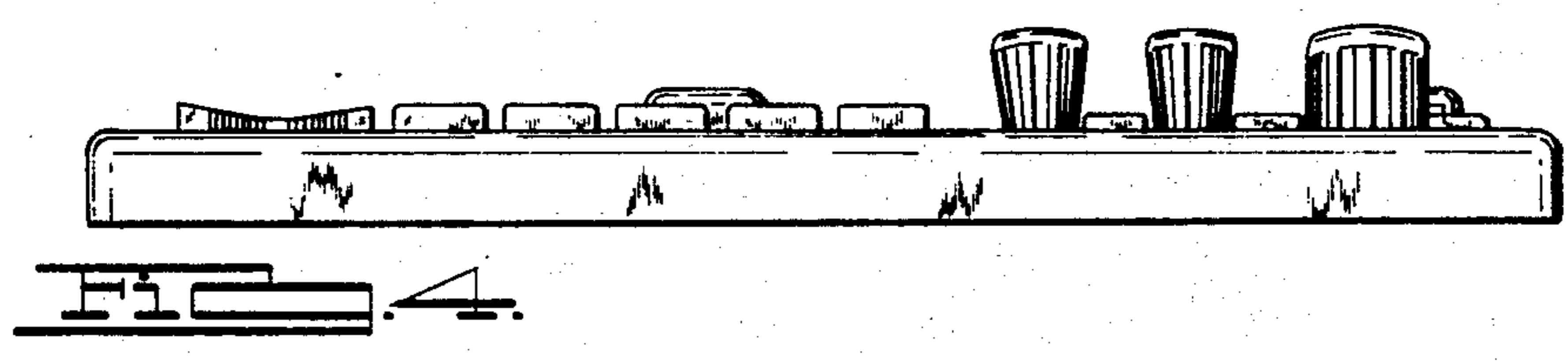


FIG. 4.




FIG. 5.

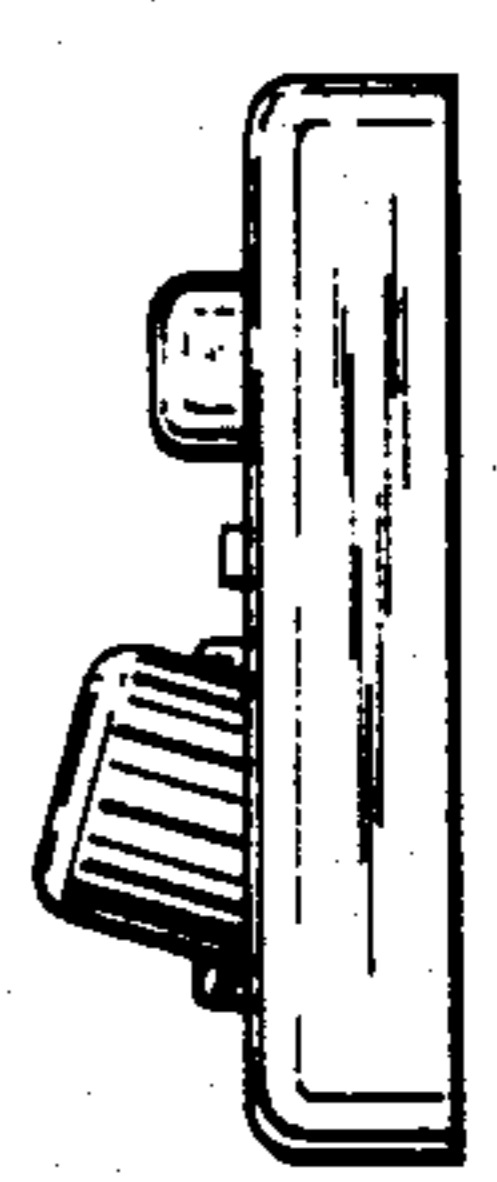


FIG. 6.