

[54] VIDEO TAPE REWINDER

[75] Inventor: Johnson J. Liu, South El Monte, Calif.

[73] Assignee: Solidex, Inc., S. El Monte, Calif.

[**] Term: 14 Years

[21] Appl. No.: 845,766

[22] Filed: Mar. 24, 1986

[52] U.S. Cl. D14/1; D14/2; D14/6

[58] Field of Search D14/1, 2, 3, 4, 5, 6, D14/10; 360/99

[56] References Cited

U.S. PATENT DOCUMENTS

- D. 258,057 1/1981 Takanaga et al. D14/2
- D. 260,987 9/1981 Furukawa et al. D14/6 X
- D. 261,263 10/1981 Kurokawa et al. D14/6 X
- D. 263,220 3/1982 Kurokawa et al. D14/3 X

- D. 268,578 4/1983 Ohya D14/2
- D. 270,154 8/1983 Ohnuma et al. D14/1

OTHER PUBLICATIONS

Video Review, Jul. 1983, p. 7, Video Cassette Recorder.

Primary Examiner—George P. Word
Assistant Examiner—Theodore M. Shooman

[57] CLAIM

The ornamental design for a video tape rewinder, as shown and described.

DESCRIPTION

FIG. 1 is a top plan view of a video tape rewinder showing my new design;
FIG. 2 is a front elevational view thereof;
FIG. 3 is a rear elevational view thereof;
FIG. 4 is a right side elevational view thereof; and
FIG. 5 is a left side elevational view thereof.
The bottom is plain and conventional.

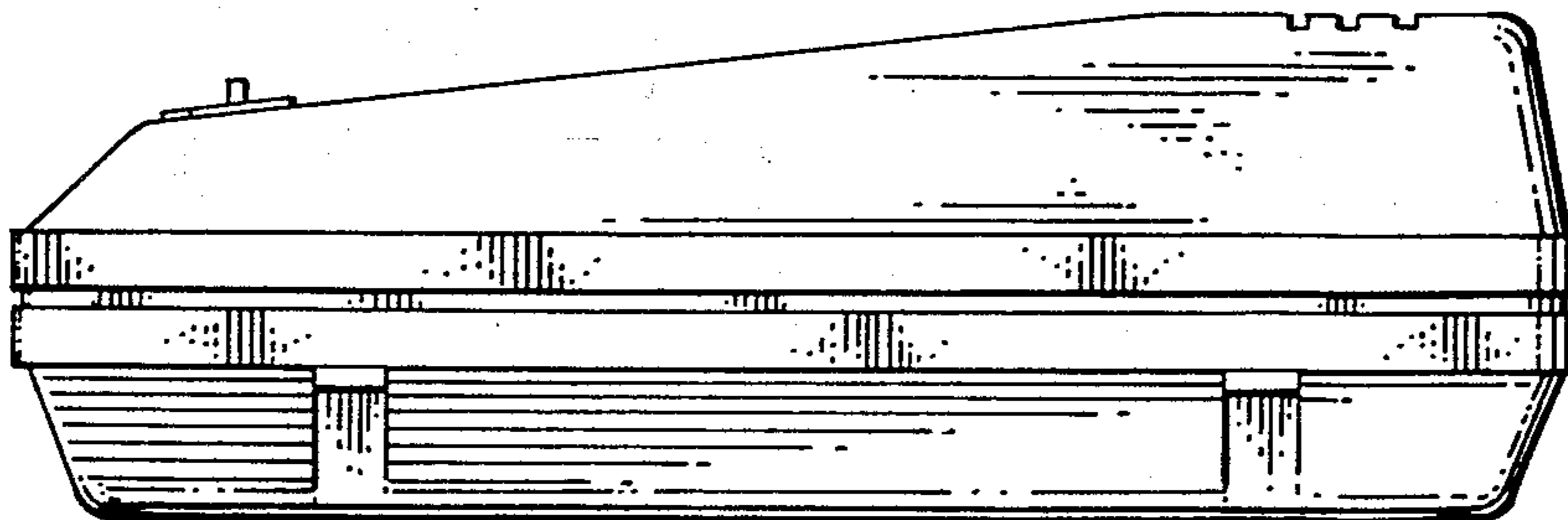
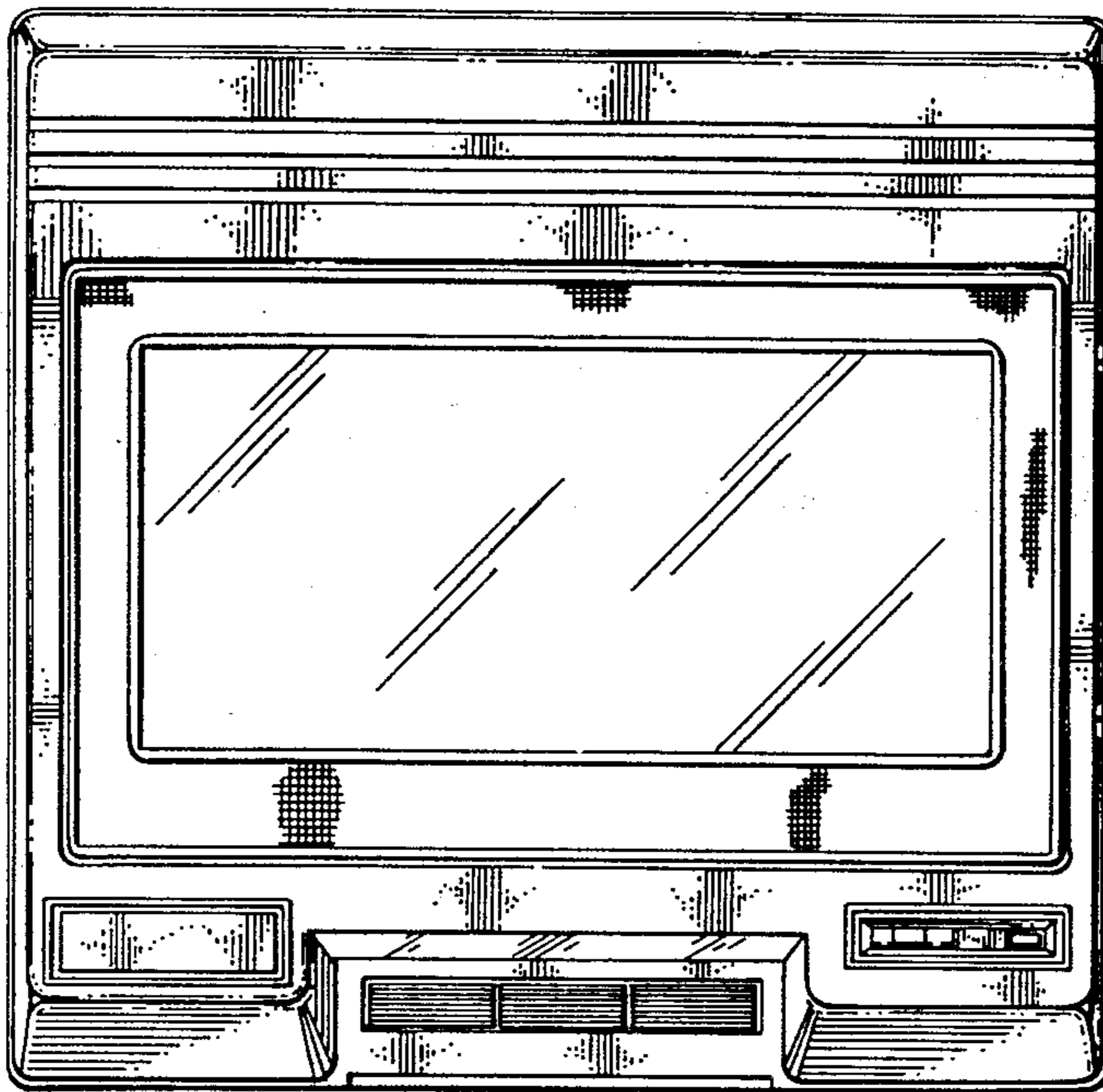


FIG. 1


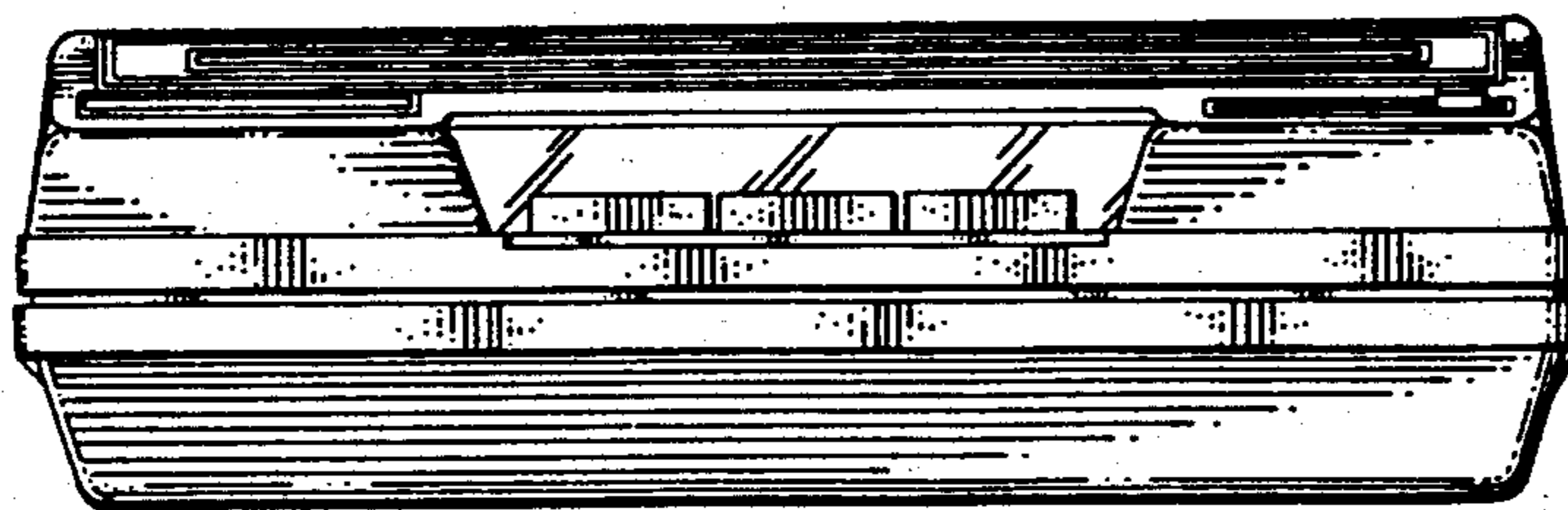


FIG. 2






FIG. 3




FIG. 4

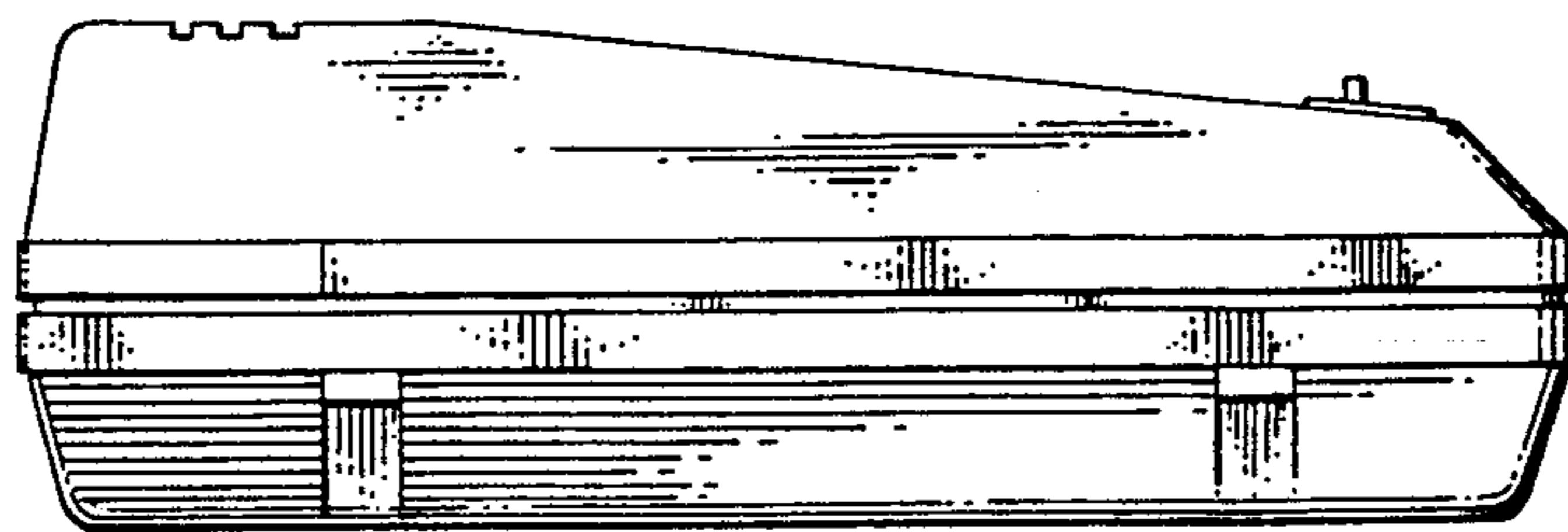


FIG. 5