

[54] SPRING FOR BED

[75] Inventor: Noboru Sasaki, Akishima, Japan

[73] Assignee: France Bed Co., Ltd., Tokyo, Japan

[\*\*] Term: 14 Years

[21] Appl. No.: 609,890

[22] Filed: May 14, 1984

[52] U.S. Cl. .... D6/504

[58] Field of Search ..... D6/382-395,  
D6/503-508; 5/400; 267/91, 93, 95, 96

[56] References Cited

U.S. PATENT DOCUMENTS

D. 27,107	5/1897	Hess	.....	D6/503
D. 29,631	11/1898	Guynn et al.	.....	D6/504
D. 35,507	12/1901	Keeler	.....	D6/504
D. 109,730	5/1938	Powers	.....	D6/504
D. 115,702	7/1939	Bronstien	.....	D6/504
D. 251,642	4/1979	Ramsey	.....	D6/504
1,237,440	8/1917	Young	.....	267/96
2,480,158	8/1949	Owen	.....	267/91 X
4,083,069	4/1978	Glickman	.....	5/400
4,096,596	6/1978	Pearson	.....	5/400

Primary Examiner—Bernard Ansher  
Assistant Examiner—Linda Titolo  
Attorney, Agent, or Firm—Frishauf, Holtz, Goodman & Woodward

[57] CLAIM

The ornamental design for a spring for bed, as shown and described.

DESCRIPTION

FIG. 1 is a top plan view of a spring for bed showing my new design;  
FIG. 2 is a front elevational view thereof;  
FIG. 3 is a bottom plan view thereof;  
FIG. 4 is a rear elevational view thereof;  
FIG. 5 is a right side elevational view thereof;  
FIG. 6 is a left side elevational view thereof;  
FIG. 7 is a top plan view of a second embodiment of that shown in FIG. 1;  
FIG. 8 is a front elevational view thereof;  
FIG. 9 is a bottom plan view thereof;  
FIG. 10 is a rear elevational view thereof;  
FIG. 11 is a right side elevational view thereof; and  
FIG. 12 is a left side elevational view thereof.





FIG. 1




FIG. 2




FIG. 3



FIG. 4




FIG. 5

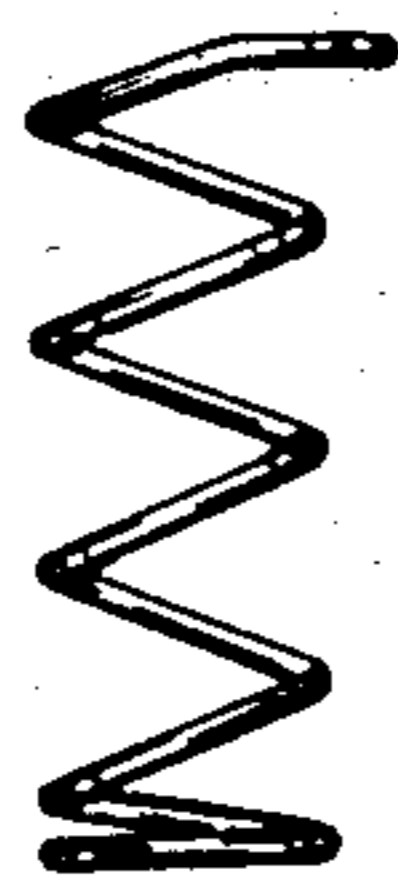


FIG. 6



FIG. 7




FIG. 8




FIG. 9




FIG. 10




FIG. 11

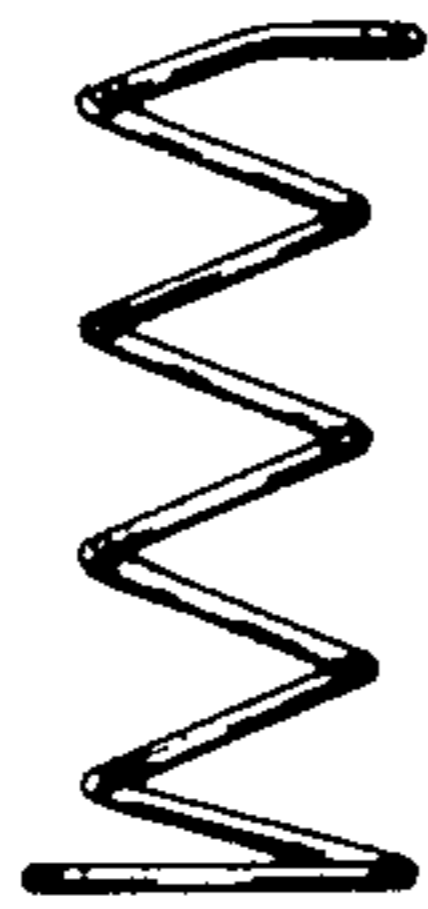


FIG. 12

