

[54] **ILLUMINABLE BELT**

[76] **Inventor: Kenneth P. Glynn, 118 Franklin Ct., Flemington, N.J. 08822**

[\*\*] **Term: 14 Years**

[21] **Appl. No.: 686,466**

[22] **Filed: Dec. 26, 1984**

[52] **U.S. Cl. .... D2/627**

[58] **Field of Search ..... D2/380, 381, 382, 383, D2/384, 385, 386, 387, 388, 389, 390, 391, 392, 393, 394; 2/311, 312, 321, 322**

[56] **References Cited**

**U.S. PATENT DOCUMENTS**

D. 34,459 4/1901 Abeles ..... D2/391  
D. 34,682 6/1901 Luce ..... D2/391  
D. 132,804 6/1942 Barbara ..... D2/390  
2,160,368 5/1939 Monesson ..... 2/321

2,499,717 3/1950 Bolinger ..... 2/321

**FOREIGN PATENT DOCUMENTS**

445837 11/1912 France ..... 2/320

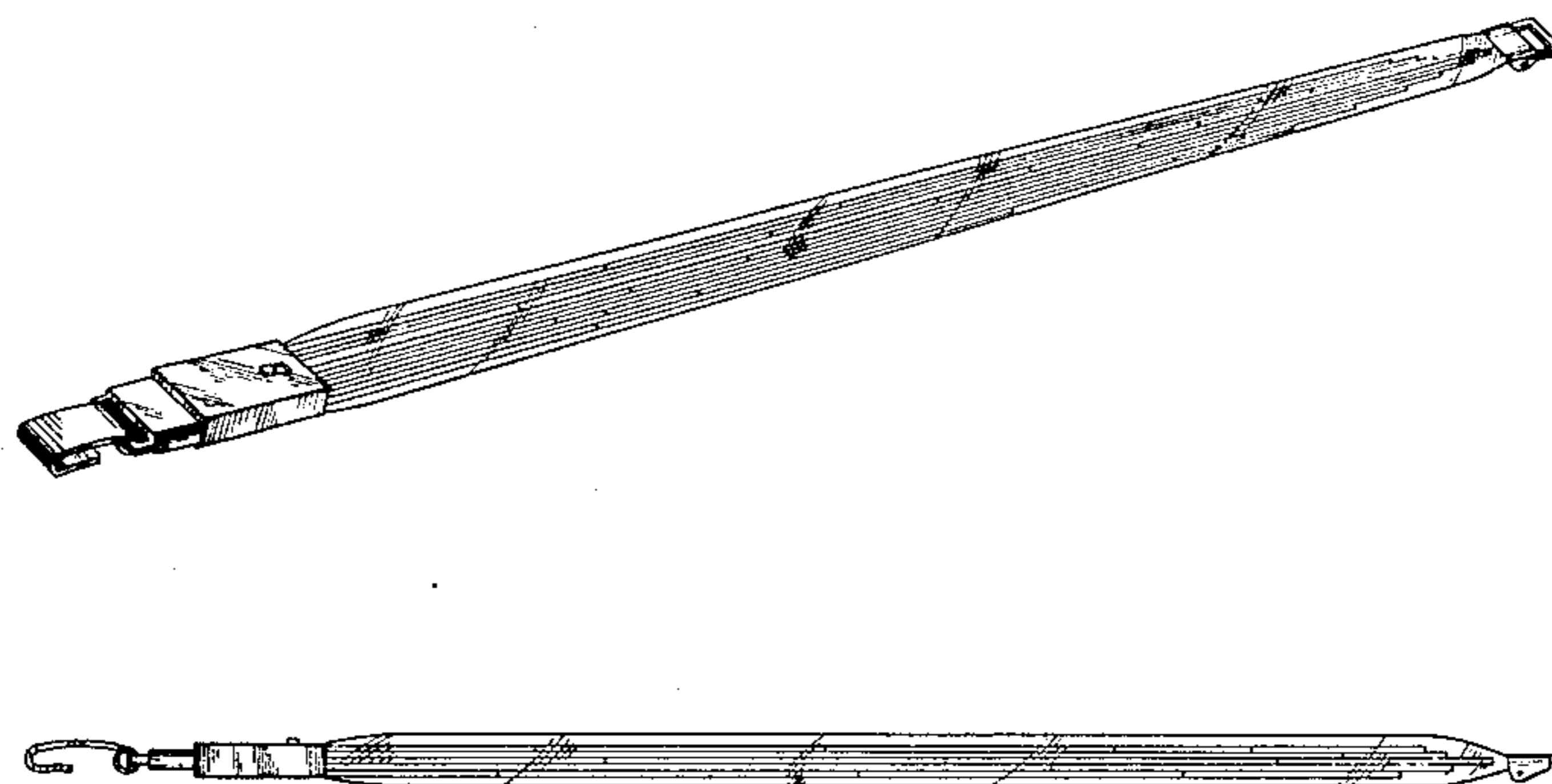
*Primary Examiner*—Carmen H. Vales  
*Attorney, Agent, or Firm*—Kenneth P. Glynn

[57] **CLAIM**

The ornamental design for an illuminable belt, as shown and described.

**DESCRIPTION**

FIG. 1 is a perspective view of an illuminable belt showing my new design;  
FIG. 2 is a left side elevational view, the right side being a mirror image thereof;  
FIG. 3 is a top plan view thereof;  
FIG. 4 is a bottom plan view thereof;  
FIG. 5 is a left end elevational view thereof; and  
FIG. 6 is a right end elevational view thereof.



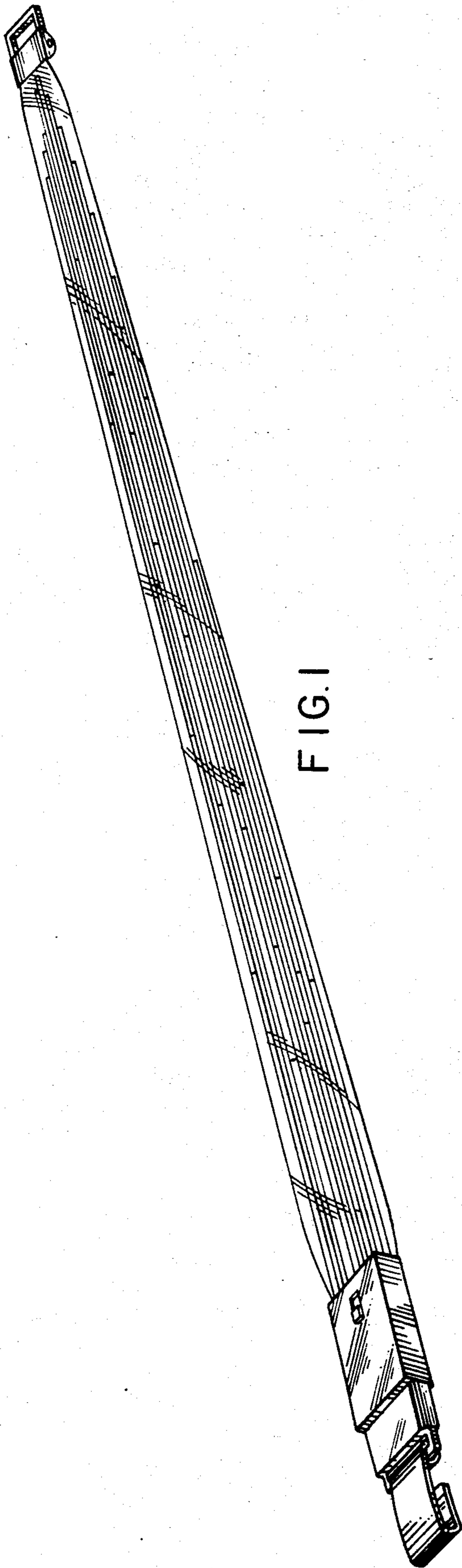


FIG. 1



FIG. 2

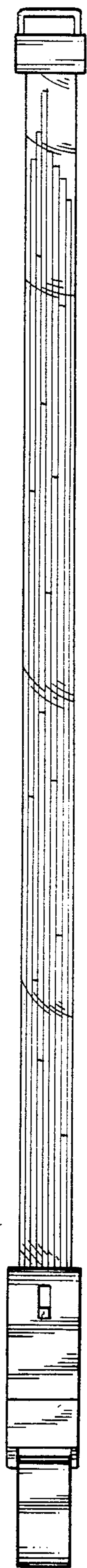


FIG. 3

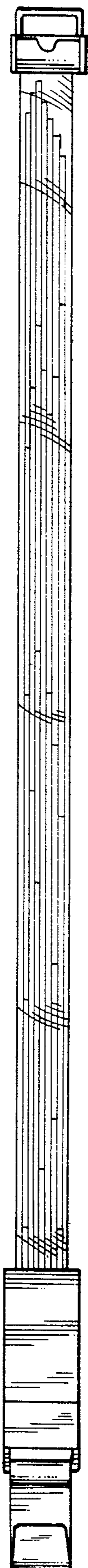


FIG. 4



FIG. 5



FIG. 6