

[54] **COMBINED BELT AND TENNIS BALL POUCH**

[76] Inventor: **Emily S. Zisholtz**, 159 Woodpecker Rd., Jenkintown, Pa. 19046

[**] Term: **14 Years**

[21] Appl. No.: **627,951**

[22] Filed: **Jul. 5, 1984**

[52] U.S. Cl. **D2/630; D3/104**

[58] Field of Search **D2/380, 381, 383, 400; 224/222, 223, 224, 226, 227, 228, 229, 919; 2/312, 323**

4,396,136 8/1983 Stafford, Jr. .
 4,416,404 11/1983 Daniels 224/224
 4,433,803 2/1984 Liberboim .

FOREIGN PATENT DOCUMENTS

1043307 11/1978 Canada 224/226
 180215 12/1935 Switzerland 224/226

OTHER PUBLICATIONS

“The Washington Post” Monday, Nov. 25, 1946, Section 413; Belt with Attached Bag on page.

Primary Examiner—Carmen H. Vales
Attorney, Agent, or Firm—Panitch Schwarze Jacobs & Nadel

[56] **References Cited**

U.S. PATENT DOCUMENTS

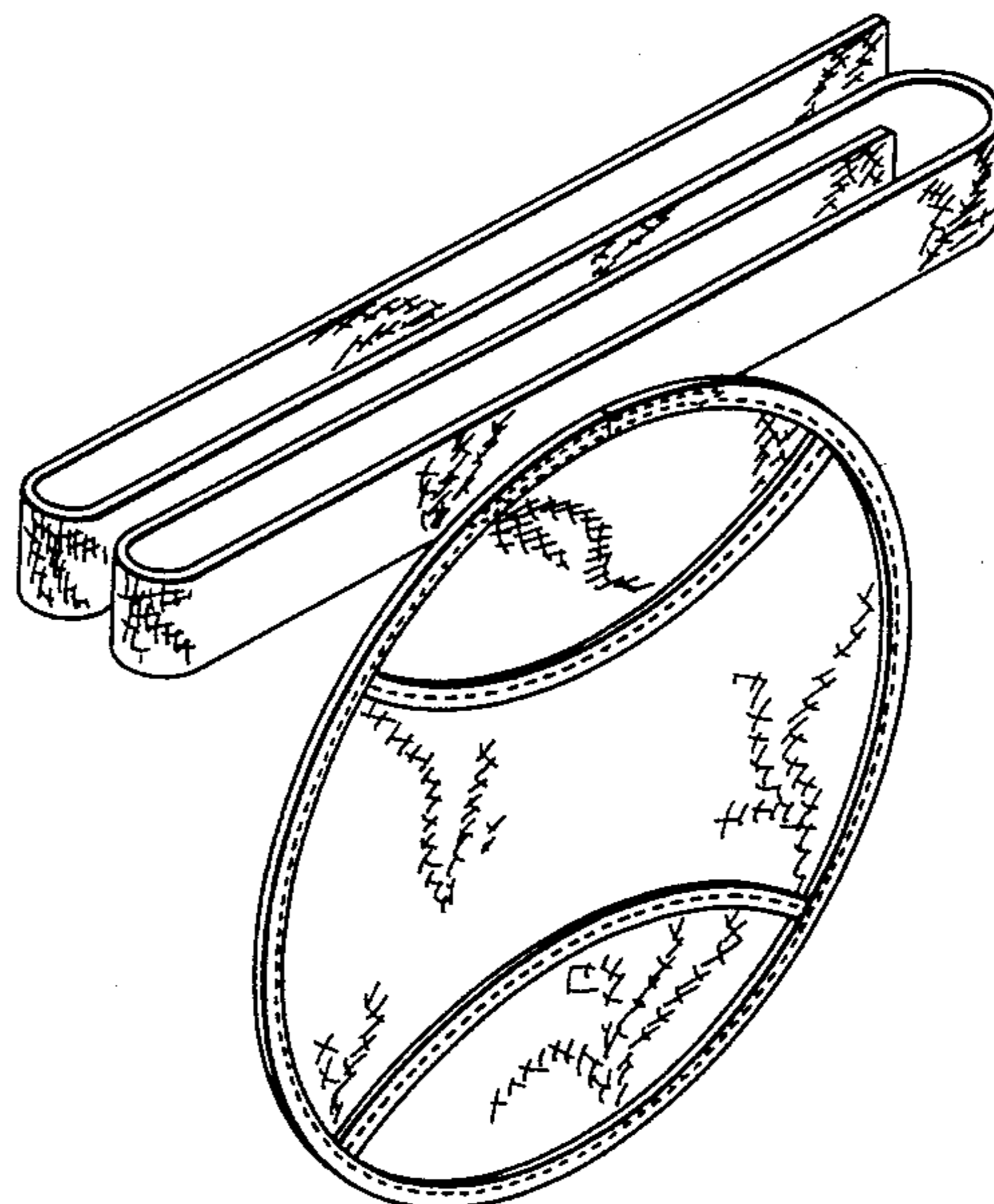
- D. 245,295 8/1977 Guardino .
- D. 245,947 10/1977 Finley .
- D. 249,573 9/1978 Harris, Jr. .
- D. 253,018 10/1979 Robley .
- D. 254,580 4/1980 Robley .
- 367,996 8/1887 Nathan 224/226
- 539,970 5/1895 Williamson 224/226
- 1,559,270 10/1925 Miller 224/226
- 2,203,155 6/1940 Jullien et al. 224/222 X
- 2,317,176 4/1943 Byrd 224/226 X
- 2,474,495 6/1949 Pollak .
- 2,592,087 9/1948 Wallace .
- 3,873,009 3/1975 Goudreau .
- 4,079,071 3/1978 Sica 224/919 X
- 4,085,872 4/1978 Foo .
- 4,096,929 6/1978 Frey .
- 4,119,247 10/1978 Newquist et al. .
- 4,294,386 10/1981 Ingram .

[57] **CLAIM**

The ornamental design for a combined belt and tennis ball pouch, substantially as shown and described.

DESCRIPTION

FIG. 1 is a front perspective view of a tennis ball pouch showing my new design;
 FIG. 2 is a front elevational view thereof;
 FIG. 3 is a rear elevational view thereof;
 FIG. 4 is a left side elevational view thereof;
 FIG. 5 is a right side elevational view thereof;
 FIG. 6 is a top plan view thereof;
 FIG. 7 is a bottom plan view thereof; and
 FIG. 8 is a front perspective view thereof in which the pouch is illustrated in an expanded condition as if tennis balls were contained therein.
 The belt is shown in a looped configuration throughout the views for convenience of illustration only.



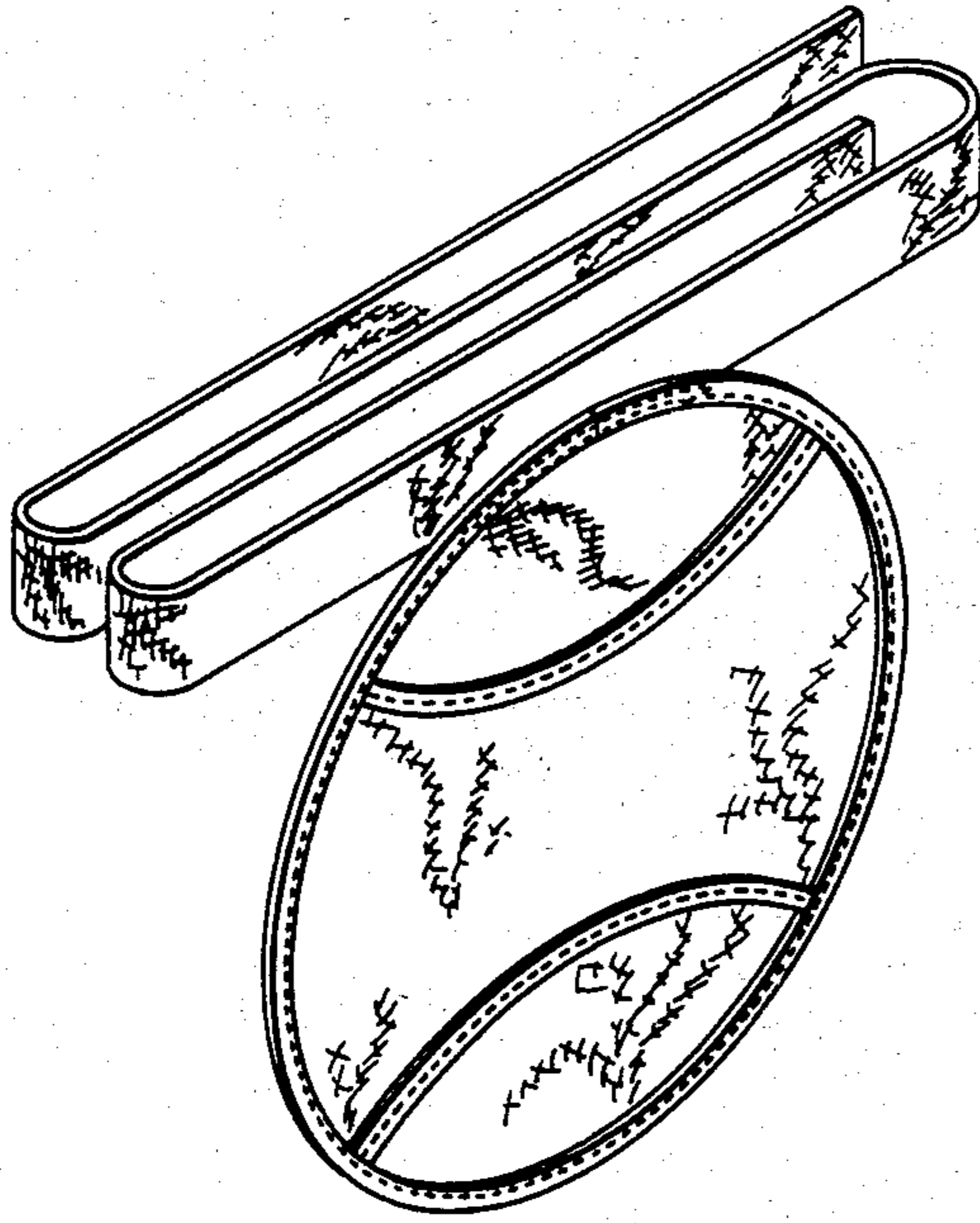


FIG. 1




FIG. 4

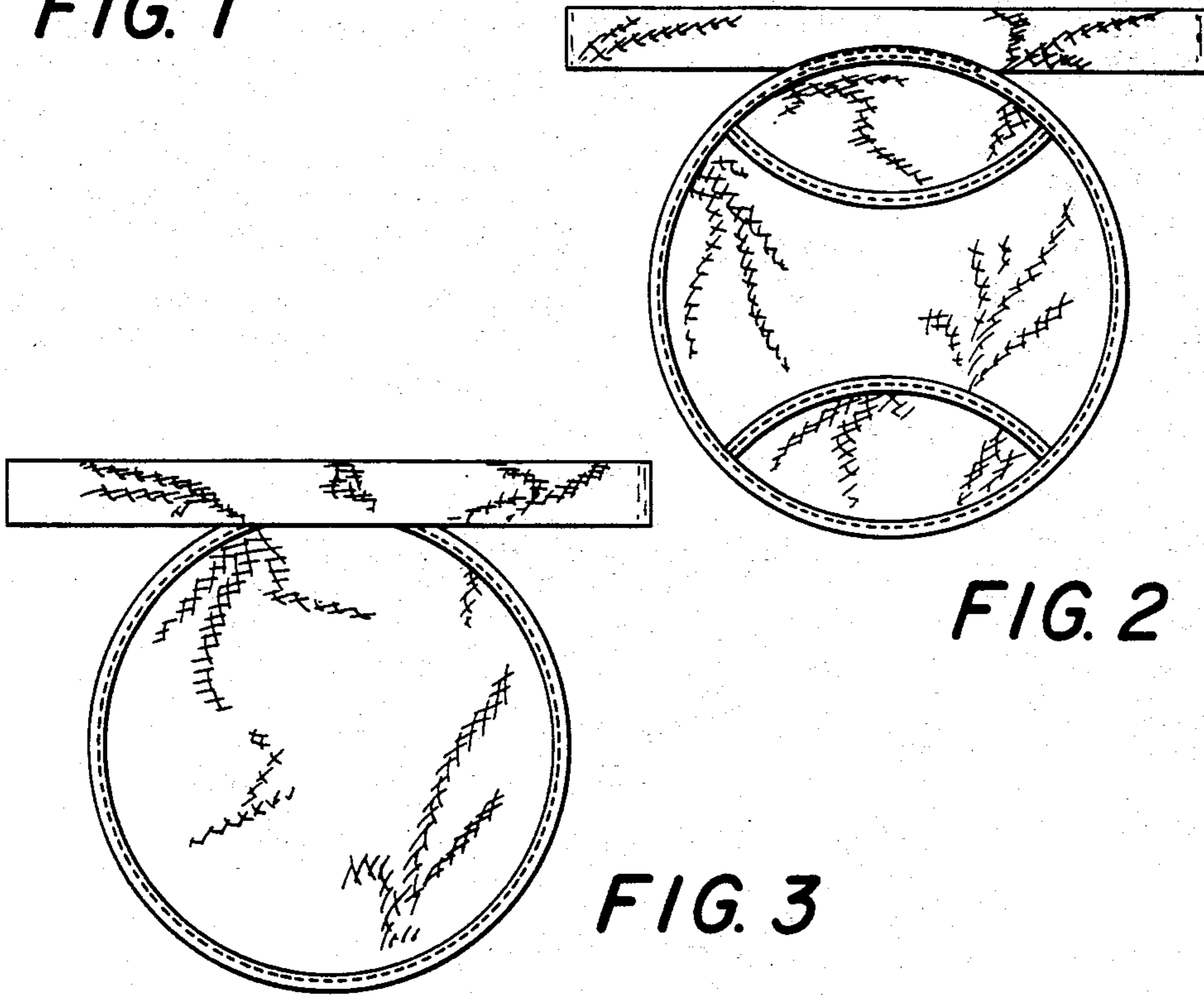


FIG. 2

FIG. 3




FIG. 5




FIG. 6




FIG. 7

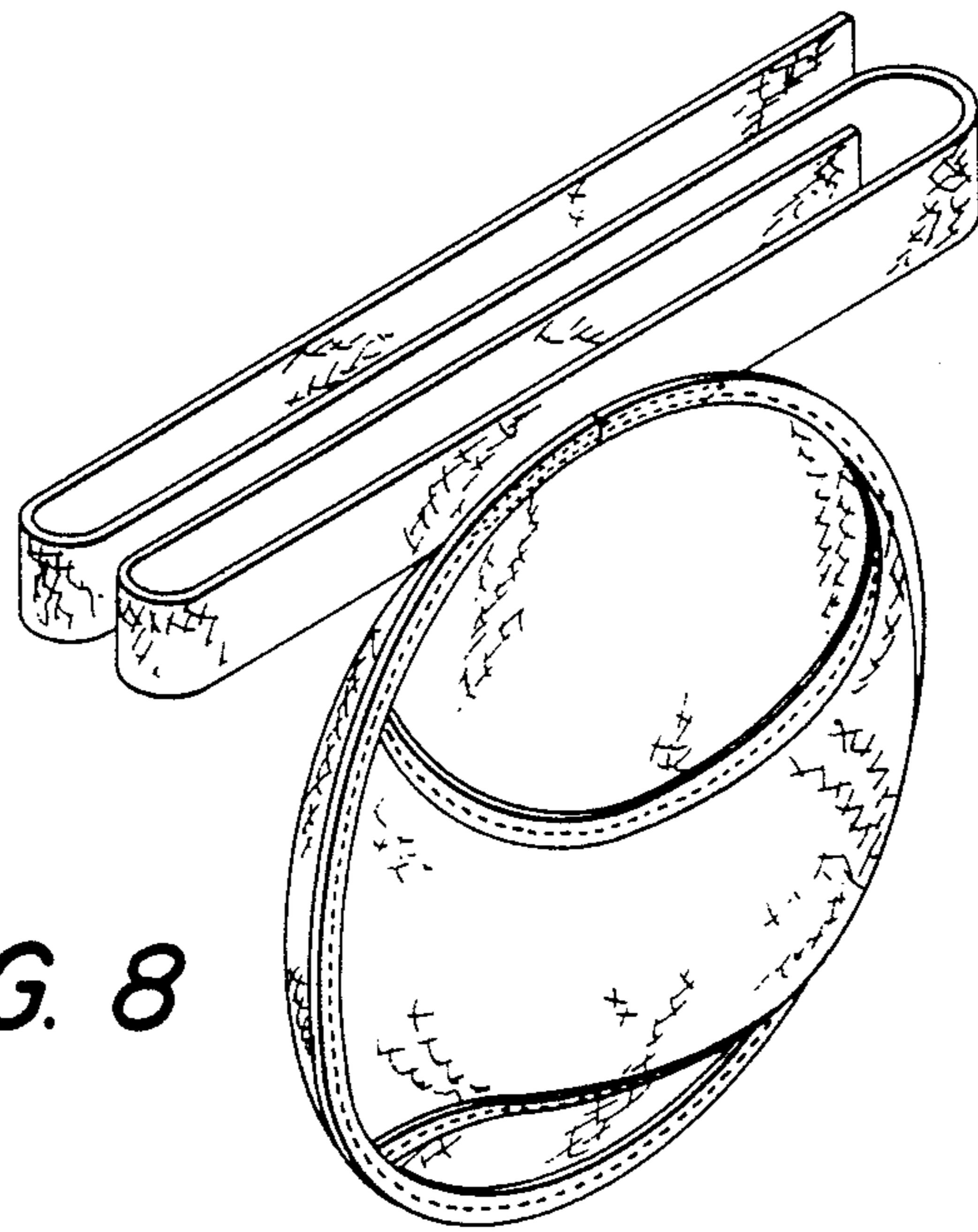


FIG. 8