

United States Patent [19]

Karten

[11] Patent Number: **Des. 289,198**

[45] Date of Patent: **** Apr. 7, 1987**

[54] **CONTOURED BIOPSY NEEDLE**

[75] Inventor: **Stuart A. Karten, Malibu, Calif.**

[73] Assignee: **American Hospital Supply Corp., Deerfield, Ill.**

[**] Term: **14 Years**

[21] Appl. No.: **597,972**

[22] Filed: **Apr. 9, 1984**

[52] U.S. Cl. **D24/24**

[58] Field of Search **D24/14, 24, 25, 28, D24/60, 61, 99; 128/753, 754**

[56] **References Cited**

U.S. PATENT DOCUMENTS

| | | | |
|------------|--------|---------------------|---------|
| D. 169,237 | 4/1953 | Barrett et al. | D24/24 |
| 3,893,445 | 7/1975 | Hofsess | 128/754 |
| 4,163,446 | 8/1979 | Jamshidi | 128/754 |
| 4,266,555 | 5/1981 | Jamshidi | 128/753 |

| | | | |
|-----------|---------|-----------------|---------|
| 4,314,565 | 2/1982 | Lee | 128/753 |
| 4,403,617 | 9/1983 | Tretinyak | 128/754 |
| 4,469,109 | 9/1984 | Mehl | 128/753 |
| 4,487,209 | 12/1984 | Mehl | 128/754 |

Primary Examiner—Catherine E. Kemper
Attorney, Agent, or Firm—Robert Hartenberger;
Richard Myers; Roger A. Williams

[57] **CLAIM**

The ornamental design for a contoured biopsy needle, as shown.

DESCRIPTION

FIG. 1 is a side elevational view of a contoured biopsy needle, showing my new design;
FIG. 2 is a right end elevational view thereof;
FIG. 3 is a left end elevational view thereof;
FIG. 4 is an elevational view of the side opposite that shown in FIG. 1;
FIG. 5 is a top plan view thereof;
FIG. 6 is a bottom plan view thereof.

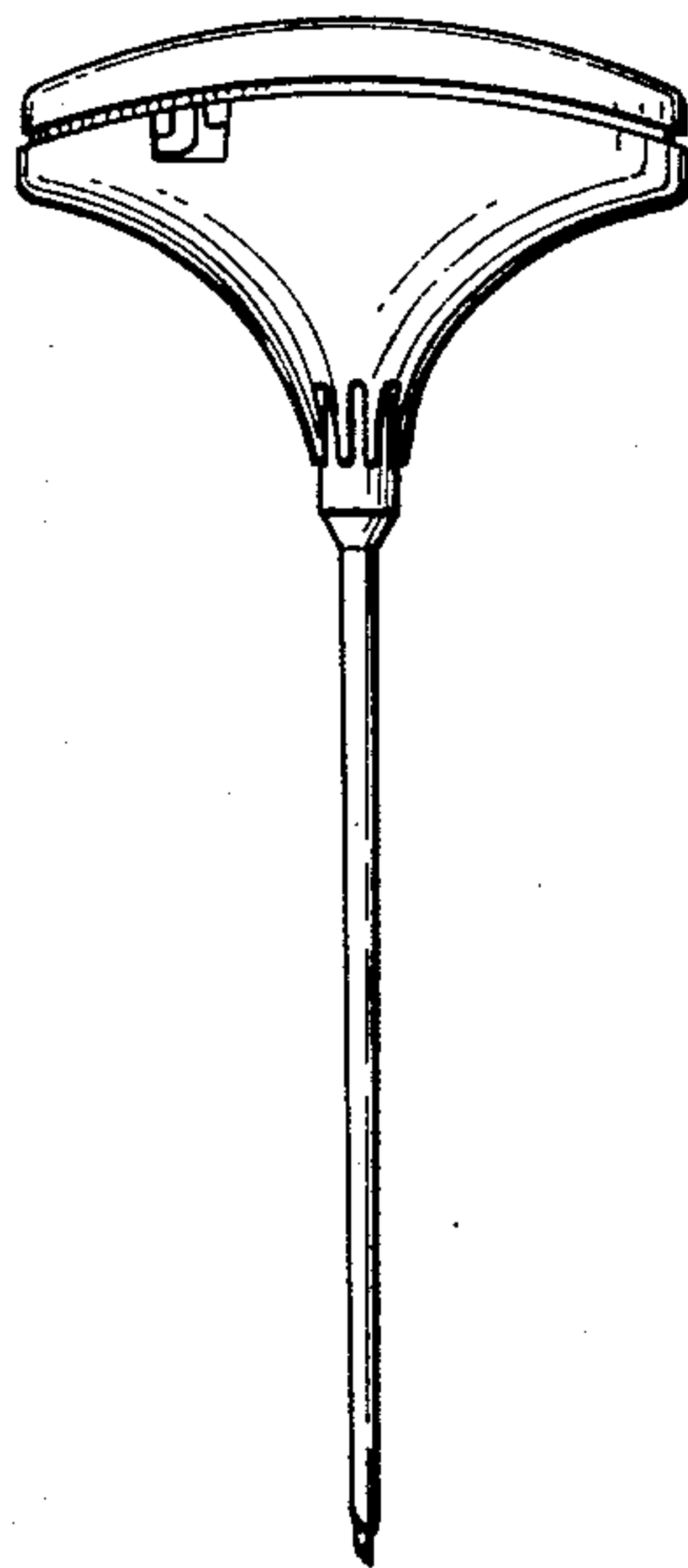


FIG. 1

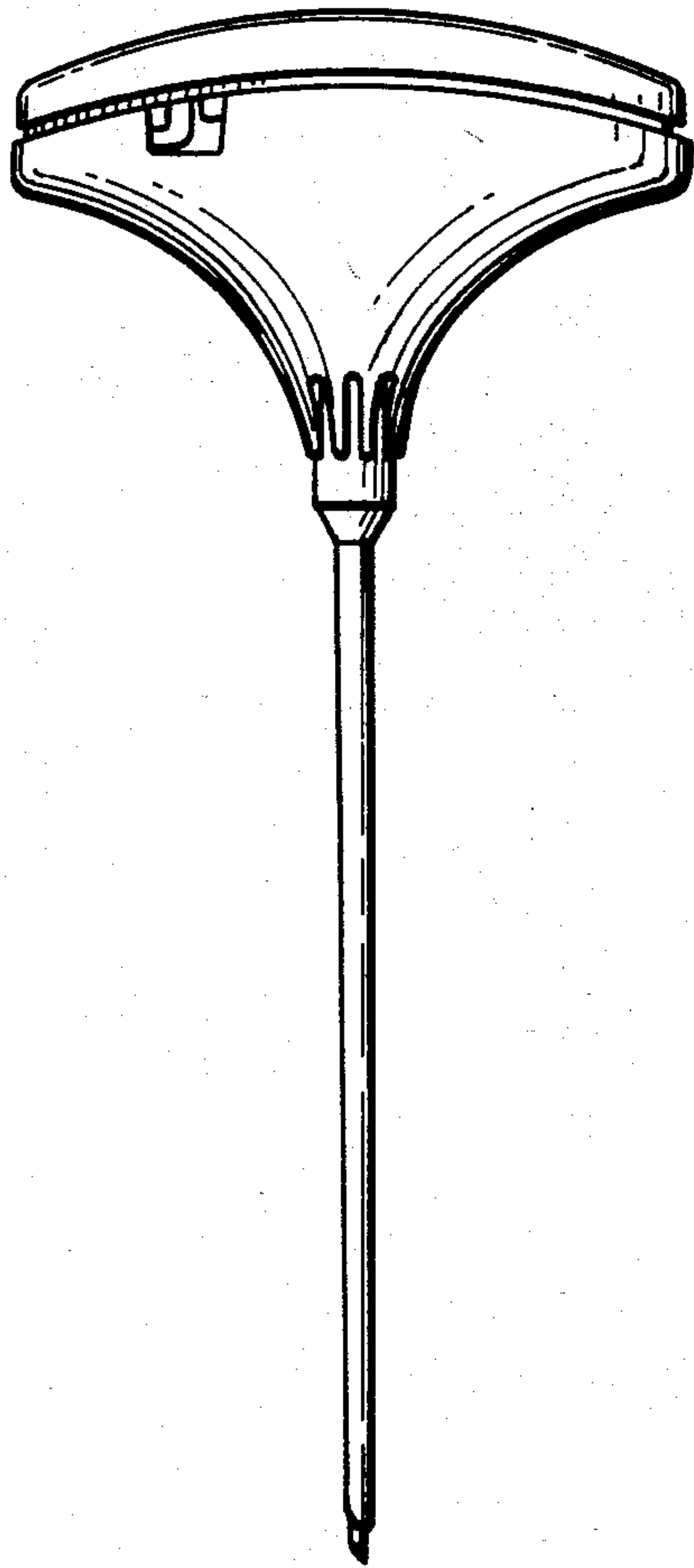


FIG. 4

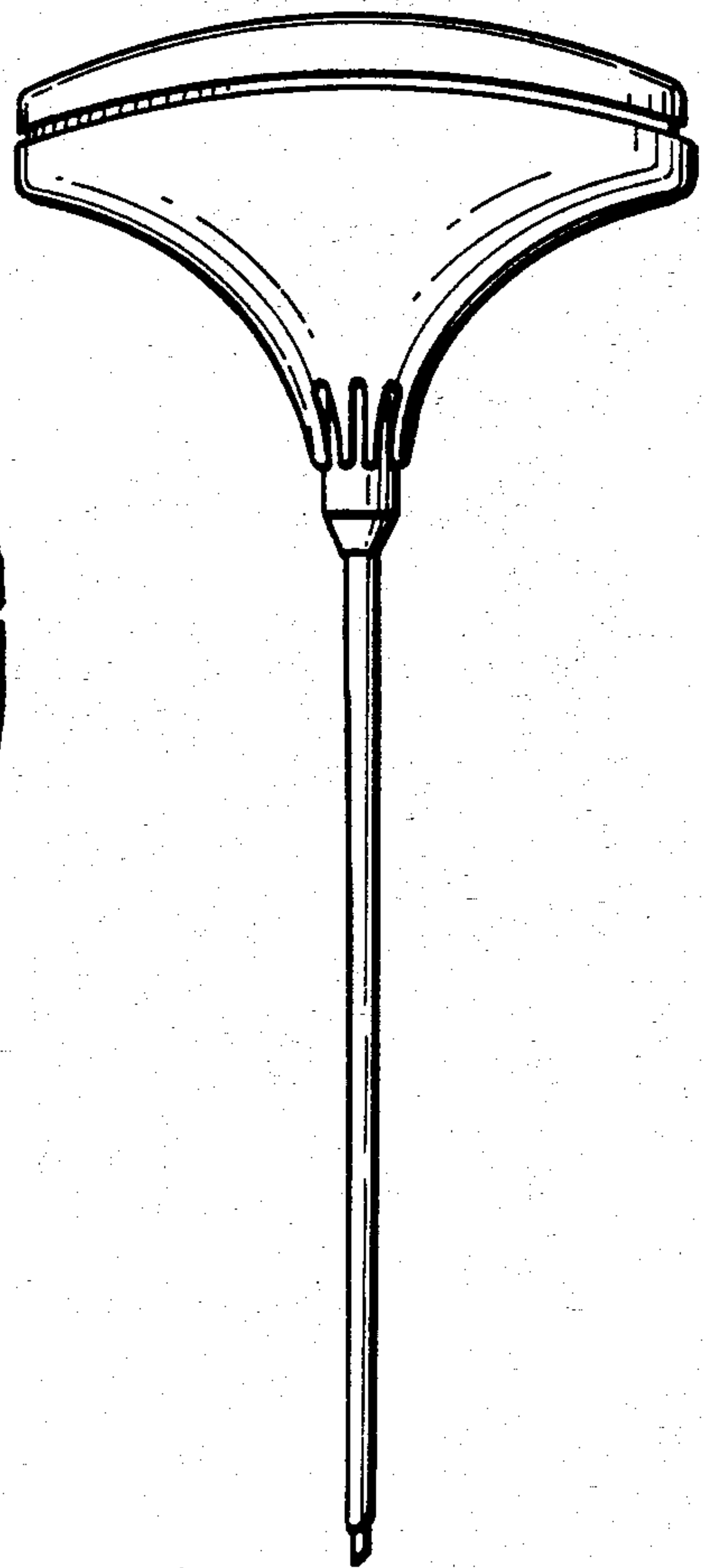


FIG. 2




FIG. 3



FIG. 5



FIG. 6

