

[54] ILLUMINATED HOUSE NUMBER DISPLAY
OR SIMILAR ARTICLE

[75] Inventor: Sheldon M. Rutter, Miami, Fla.
[73] Assignee: FL Industries, Inc., Livingston, N.J.
[**] Term: 14 Years
[21] Appl. No.: 647,171

[22] Filed: Sep. 4, 1984
[52] U.S. Cl. D20/17; D26/85
[58] Field of Search D26/72, 75-92;
362/432, 812; D20/10, 17, 42; 40/553, 556, 557,
563, 564, 570, 575, 576, 578, 582, 612

[56] References Cited

U.S. PATENT DOCUMENTS			
D. 236,040	7/1975	Schuette	D26/85 X
1,255,987	2/1918	Geyter	40/553
1,761,868	6/1930	Burke	362/812 X
2,299,672	10/1942	Willer	362/812 X
2,817,914	12/1957	Rosen	40/576
3,516,187	6/1970	Espinosa	40/553

OTHER PUBLICATIONS

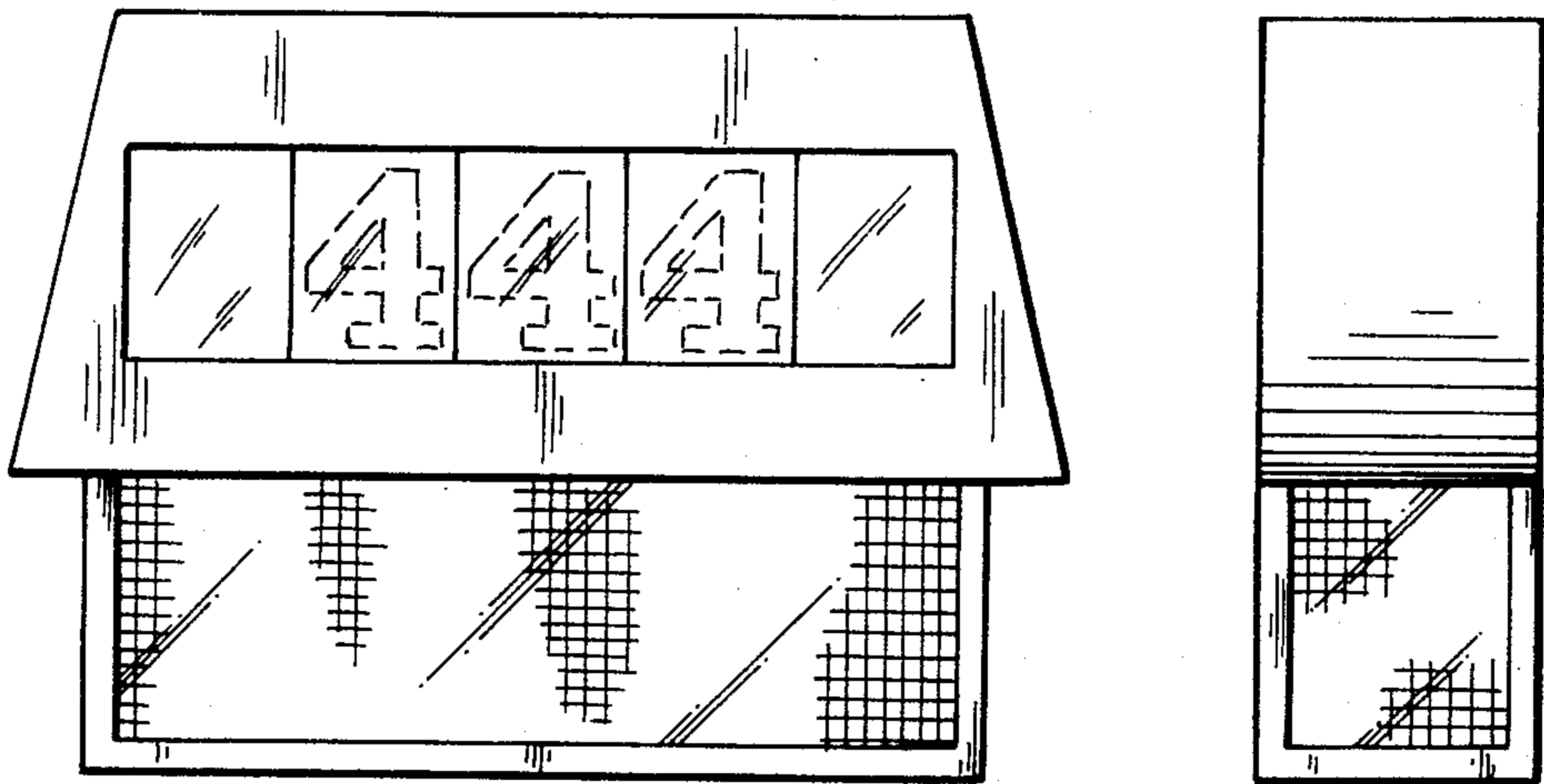
Keene Corp. Pointline Indoor Lighting PT-1 Price Guide, 3-31-1980, p. 5, Exit Sign (Side-Mount).
Primary Examiner—Susan J. Lucas
Attorney, Agent, or Firm—Elliot M. Olstein

[57] CLAIM

The ornamental design for an illuminated house number display or similar article, as shown and described.

DESCRIPTION

FIG. 1 is a front view in elevation of an illuminated house number display or similar article showing my new design;
FIG. 2 is a left side elevational view thereof;
FIG. 3 is a right side elevational view thereof;
FIG. 4 is a top plan view thereof;
FIG. 5 is a bottom plan view thereof; and
FIG. 6 is a rear elevational view thereof.
The cross-hatching indicating faceting on the lenses is partially shown for convenience of illustration, it being understood that the faceting is continuous over the lenses. The numerals (shown in broken lines in FIG. 1) are included for purposes of illustration only and should not be considered to be part of the design herein.






FIG. 4




FIG. 2

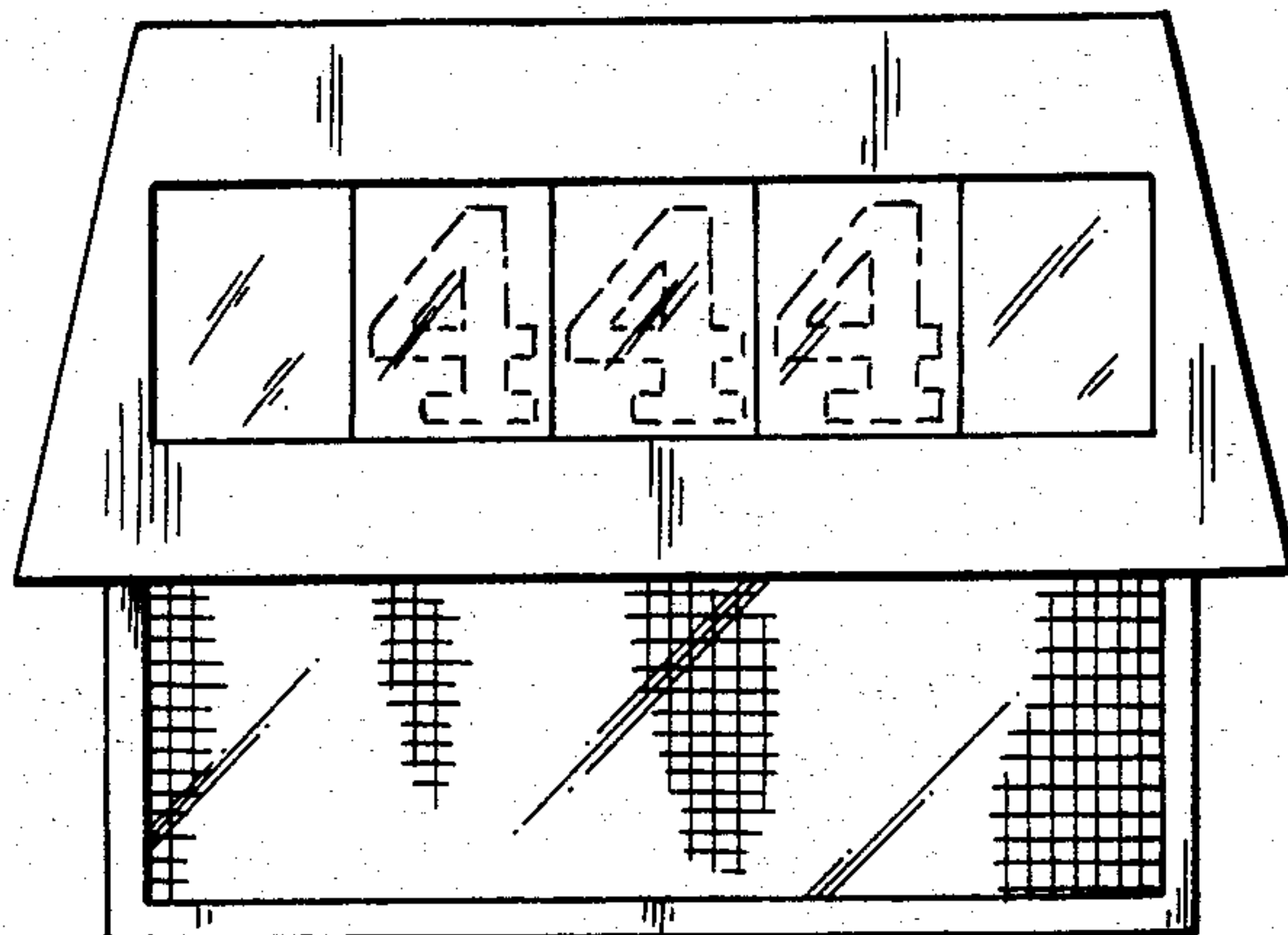


FIG. 1




FIG. 3

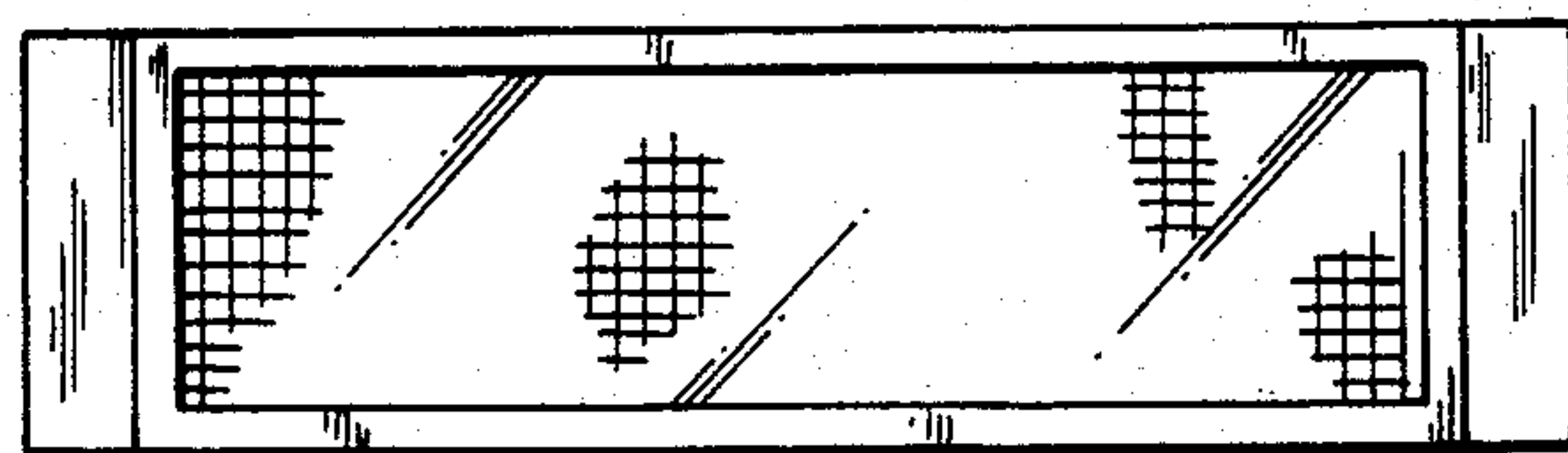


FIG. 5

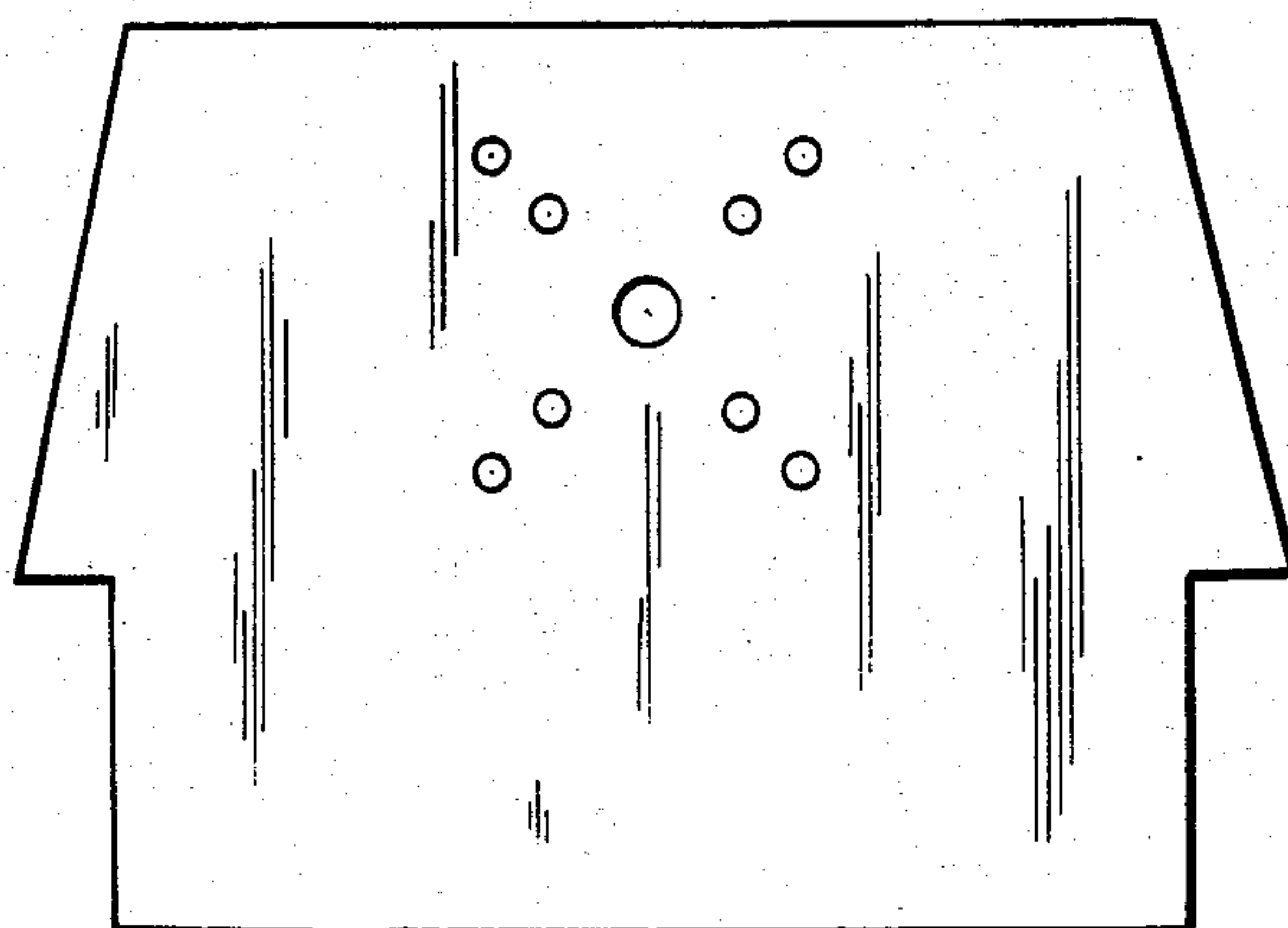


FIG. 6