

United States Patent [19]

Weinberg

[11] Patent Number: **Des. 289,182**

[45] Date of Patent: **** Apr. 7, 1987**

[54] **PAPER TRAY FOR A PRINTER**

[76] Inventor: **Bruce S. Weinberg**, 2117 Ammer Ridge Ct., Glenview, Ill. 60025

[**] Term: **14 Years**

[21] Appl. No.: **636,703**

[22] Filed: **Aug. 1, 1984**

[52] U.S. Cl. **D19/92; D14/114; D18/22**

[58] Field of Search **D18/22; D14/99, 105, D14/114; D19/90-92; 211/126; 206/558**

[56] **References Cited**

U.S. PATENT DOCUMENTS

D. 260,907 9/1981 Giulie et al. D19/92

D. 267,414 12/1982 Tyke D19/92
D. 274,067 5/1984 Evenson D19/92
D. 275,771 10/1984 Evans D19/92

Primary Examiner—George P. Word
Attorney, Agent, or Firm—Allegretti, Newitt, Witcoff & McAndrews, Ltd.

[57] **CLAIM**

The ornamental design for a paper tray for a printer, as shown and described.

DESCRIPTION

FIG. 1 is a top plan view of a paper tray for a printer showing my new design;
FIG. 2 is a front elevational view thereof;
FIG. 3 is a left side elevational view thereof;
FIG. 4 is a rear elevational view thereof;
FIG. 5 is a bottom plan view thereof.





Fig. 1




Fig. 2




Fig. 3



Fig. 4




Fig. 5

