

[54] PICTURE HOOK

[75] Inventor: Lee R. Chasen, Port Chester, N.Y.

[73] Assignee: Coats & Clark, Inc., Stamford, Conn.

[\*\*] Term: 14 Years

[21] Appl. No.: 714,178

[22] Filed: Mar. 20, 1985

[52] U.S. Cl. .... D8/367; D8/373; D6/323; D6/553

[58] Field of Search ..... D8/373, 367; D6/323, D6/553, 552; 248/205.3, 304

[56] References Cited

U.S. PATENT DOCUMENTS

D. 150,771	8/1948	Iskyan	.....	D8/367
D. 236,567	9/1975	Ballin	.....	D6/323
D. 241,206	8/1976	Halsted et al.	.....	D6/323
D. 267,455	1/1983	Cohen	.....	D8/367
D. 267,685	1/1983	Vrignaud	.....	D8/367
1,799,602	4/1931	North et al.	.....	248/304
2,679,998	6/1954	Keller	.....	248/205.3

2,765,998	10/1956	Engert	.....	248/205.3
3,311,339	3/1967	Frye	.....	248/205.3
3,637,181	1/1972	Janssen	.....	248/205.3
3,659,319	5/1972	Erickson	.....	248/205.3

FOREIGN PATENT DOCUMENTS

197527	11/1964	Sweden	.....	248/205.3
--------	---------	--------	-------	-----------

Primary Examiner—Wallace R. Burke

Assistant Examiner—Horace B. Fay

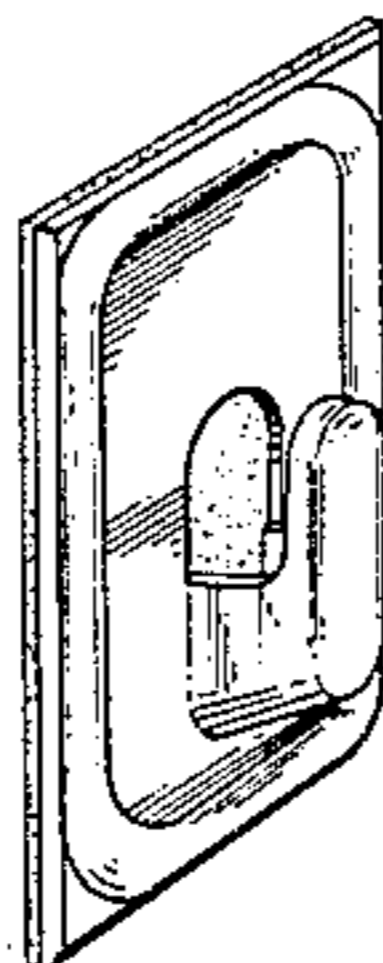
Attorney, Agent, or Firm—Burgess, Ryan & Wayne

[57] CLAIM

The ornamental design for a picture hook, substantially as shown and described.

DESCRIPTION

FIG. 1 is a left side, top and front perspective view of a picture hook showing my new design; FIG. 2 is a front elevation thereof; FIG. 3 is a top plan view thereof; FIG. 4 is a bottom plan view thereof; FIG. 5 is a rear elevation thereof; and FIG. 6 is a right side elevation thereof, the left side elevation view being a mirror image.






FIG. 1

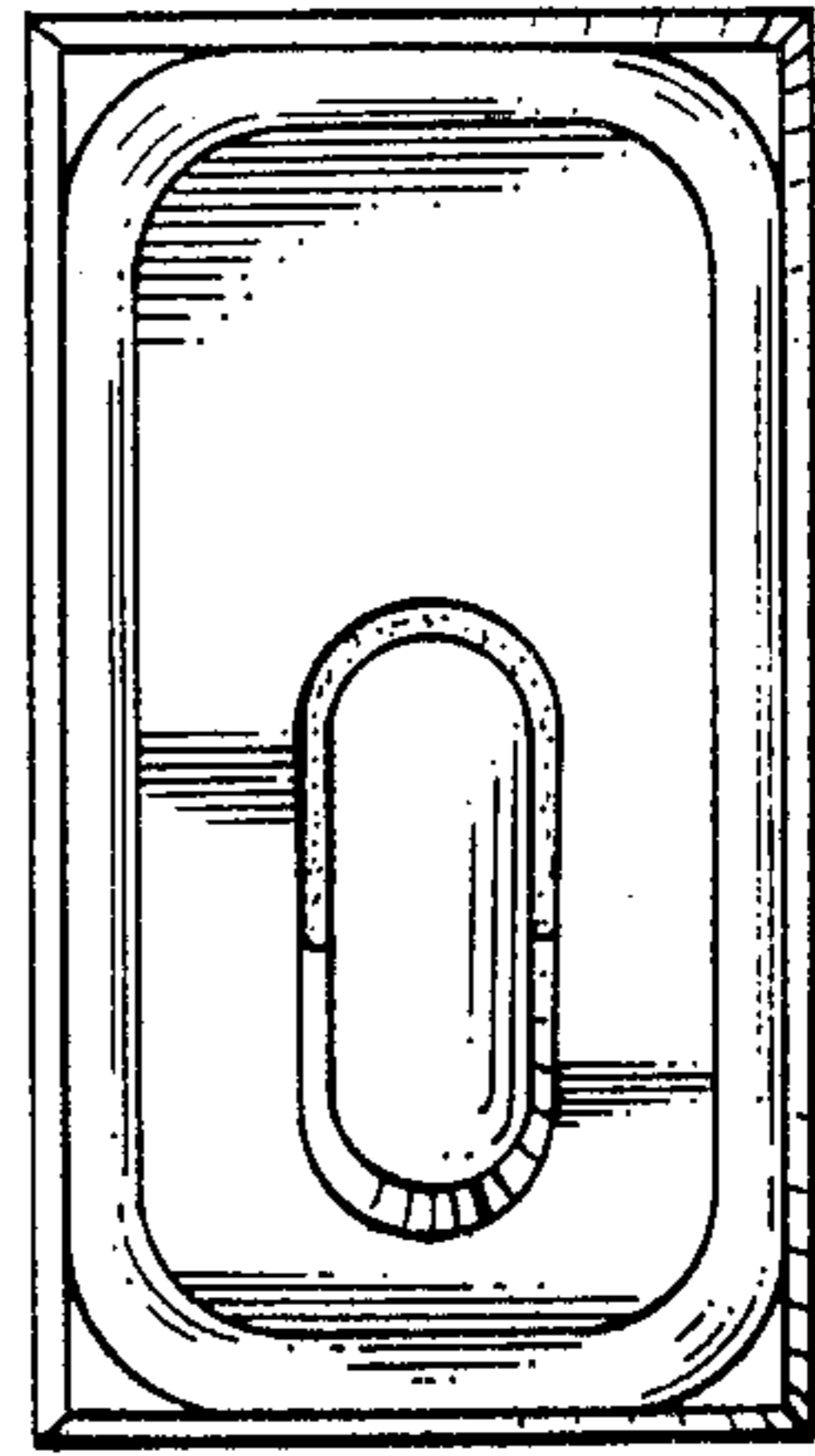


FIG. 2



FIG. 3

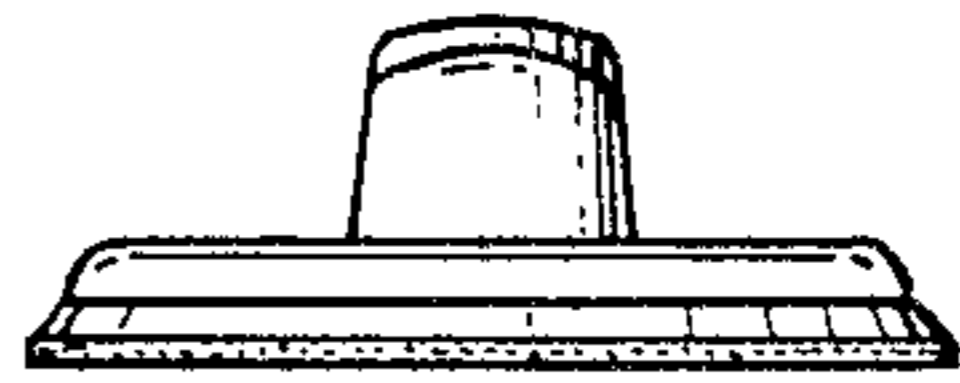


FIG. 4




FIG. 5




FIG. 6