

[54] PLANT TAG

[75] Inventor: William J. Stehouwer, Lansing, Mich.

[73] Assignee: A. J. Sparks & Company, Grand Rapids, Mich.

[**] Term: 14 Years

[21] Appl. No.: 599,664

[22] Filed: Apr. 12, 1984

[52] U.S. Cl. D8/1; D30/43

[58] Field of Search D8/1; D20/22-28; D30/43; 47/44, 47; 40/10 R, 10 C, 10 D

[56] References Cited

U.S. PATENT DOCUMENTS

D. 283,715	5/1986	Kayen et al.	D20/27
690,627	1/1902	Wickes	40/10 R X
1,888,704	11/1932	Swett	D30/43 X
2,023,102	12/1935	Sauer	40/26
2,305,426	12/1942	Howell	229/74
2,847,774	8/1958	Brooks	40/2 R
2,907,586	10/1959	Paxton et al.	283/70
3,130,509	4/1964	Brooks	40/21 R
3,164,250	1/1965	Paxton	206/343
3,270,872	9/1966	Paxton	206/232

3,270,873	9/1966	Paxton	206/232
3,417,912	12/1968	Paxton	383/71
3,439,867	4/1969	Paxton	383/62
3,446,344	5/1969	Paxton	206/225
3,822,441	7/1974	Paxton	24/30.5
4,216,598	8/1980	Newbert	40/331
4,379,372	4/1983	Alexander et al.	40/10

FOREIGN PATENT DOCUMENTS

1143484	4/1957	France	40/10 C X
---------	--------	--------------	-----------

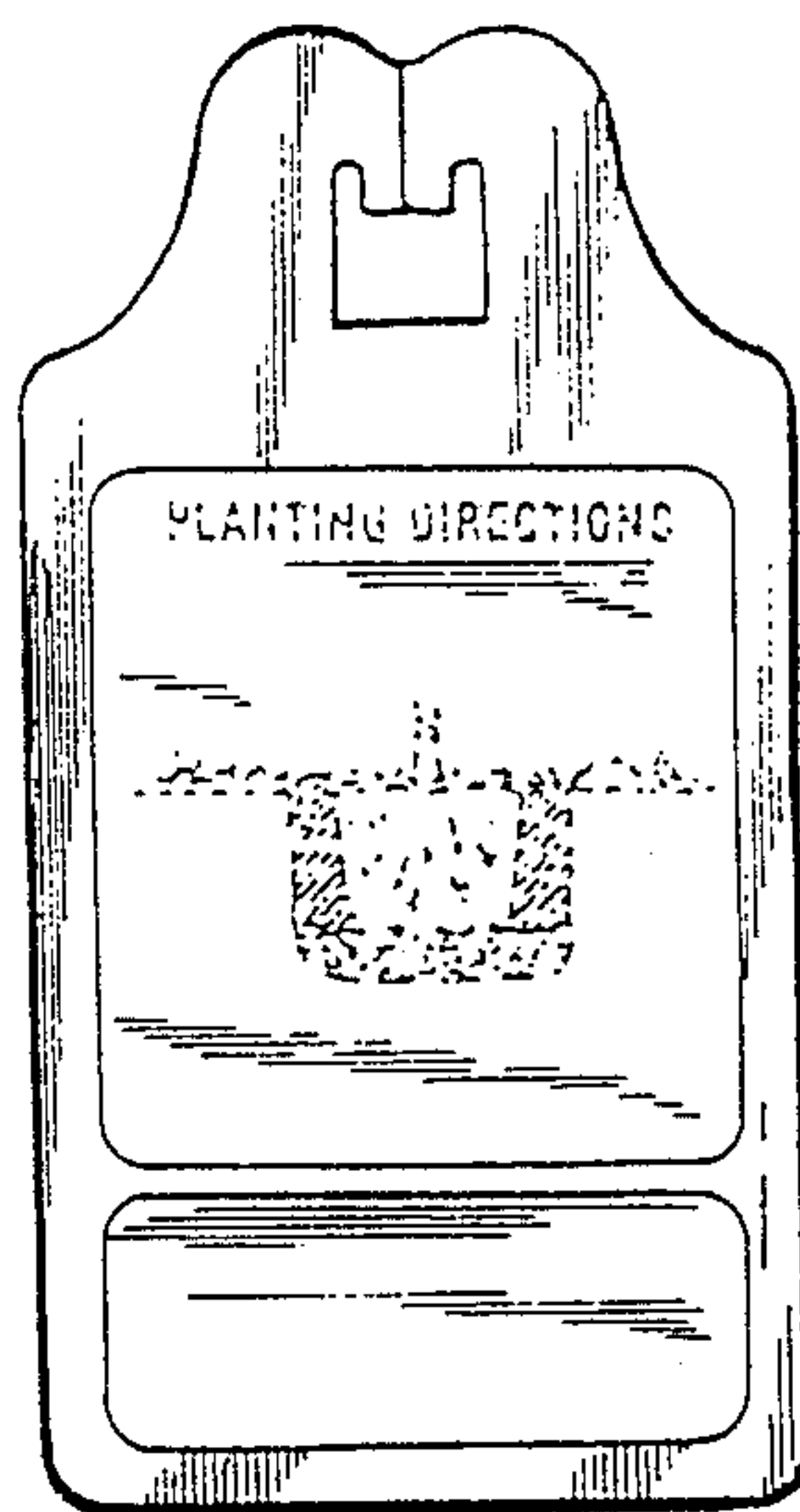
Primary Examiner—B. J. Bullock
Assistant Examiner—Brian N. Vinson
Attorney, Agent, or Firm—Price, Heneveld, Cooper, DeWitt & Litton

[57] CLAIM

The ornamental design for a plant tag, substantially as shown and described.

DESCRIPTION

FIG. 1 is a front elevational view of a plant tag showing my design;
FIG. 2 is a top plan view thereof;
FIG. 3 is a bottom plan view thereof;
FIG. 4 is a rear elevational view thereof, with the broken line showing of printed matter being for illustrative purposes only and forming no part of the claimed design.






Fig. 1



Fig. 2.



Fig. 3.

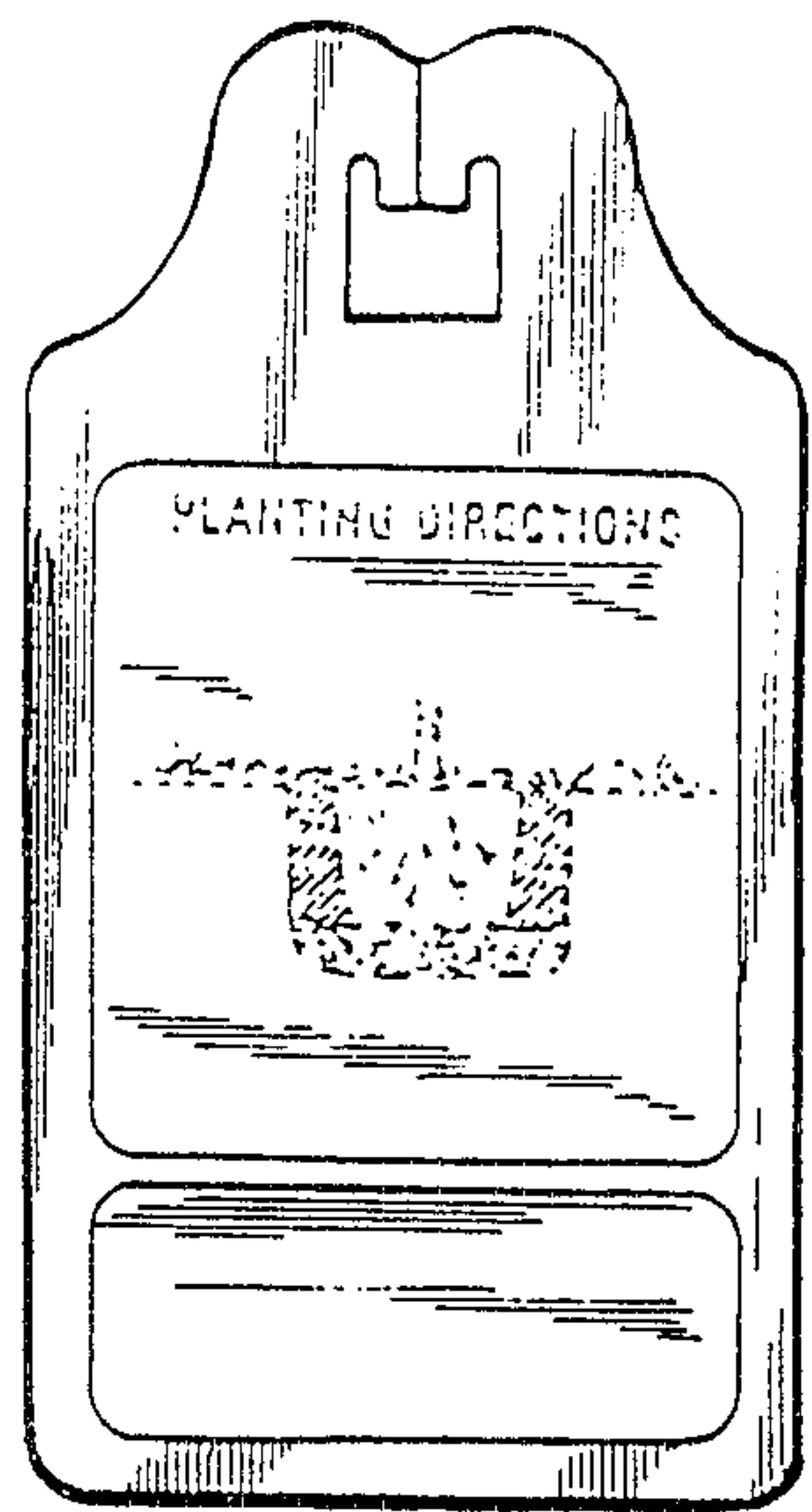


Fig. 4.