

[54] **MAGNETIC WALL-MOUNTED RECEPTACLE**

[75] Inventors: **Stephen T. Meyer, Carmel; C. Rodger Meyer, Noblesville, both of Ind.**

[73] Assignee: **Deflecto Corporation, Indianapolis, Ind.**

[**] Term: **14 Years**

[21] Appl. No.: **625,096**

[22] Filed: **Jun. 27, 1984**

[52] U.S. Cl. **D6/573; D16/129**

[58] Field of Search **D6/512, 524, 552, 553, D6/564, 573, 475; 211/13, 16, 35, 40, 42-45, 47, 60.1, 61, 71, 90, 74, 75, 126, 128, 134, 153, 181; 248/311.2, 314, 243, 244, 235, 245, 297.2, 340, 333, 327, 315, 251; D16/129**

D. 93,330 9/1934 Cutler D6/553
 D. 113,402 2/1939 Schram D16/129
 D. 229,098 11/1973 Reed D16/129
 D. 267,808 2/1983 Russo D6/573
 2,941,673 6/1960 Lomas 211/90
 3,945,499 3/1976 Brownson 211/88
 4,000,810 1/1977 Leblanc D16/129

Primary Examiner—B. J. Bullock
Attorney, Agent, or Firm—Weikart, Emhardt & Naughton

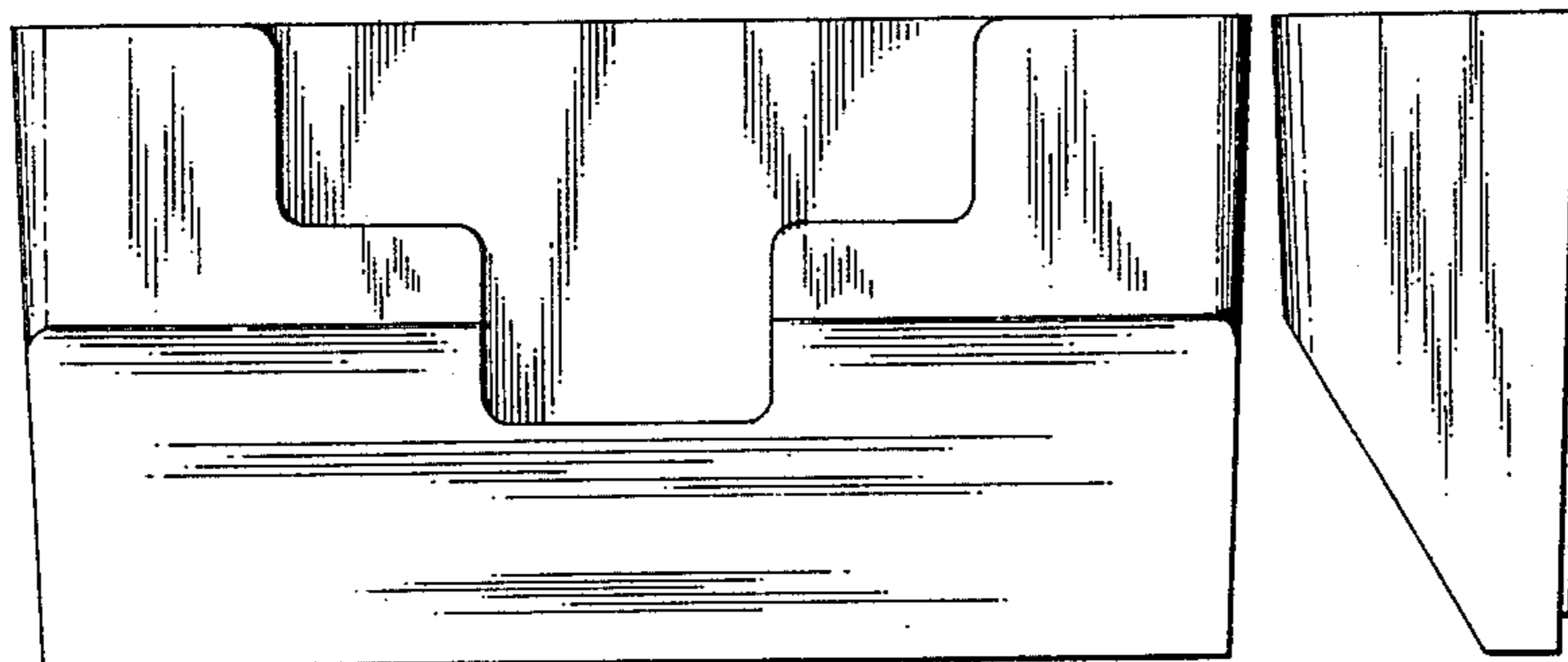
[57] **CLAIM**

The ornamental design for a magnetic wall-mounted receptacle, as shown and described.

DESCRIPTION

FIG. 1 is a front elevational view of a magnetic wall-mounted receptacle showing our new design;
 FIG. 2 is a side elevational view taken from the right of FIG. 1;
 FIG. 3 is a top plan view thereof;
 FIG. 4 is a rear elevational view thereof; and
 FIG. 5 is a bottom plan view thereof.

[56] **References Cited**
U.S. PATENT DOCUMENTS
 D. 63,460 12/1923 Erickson D6/553



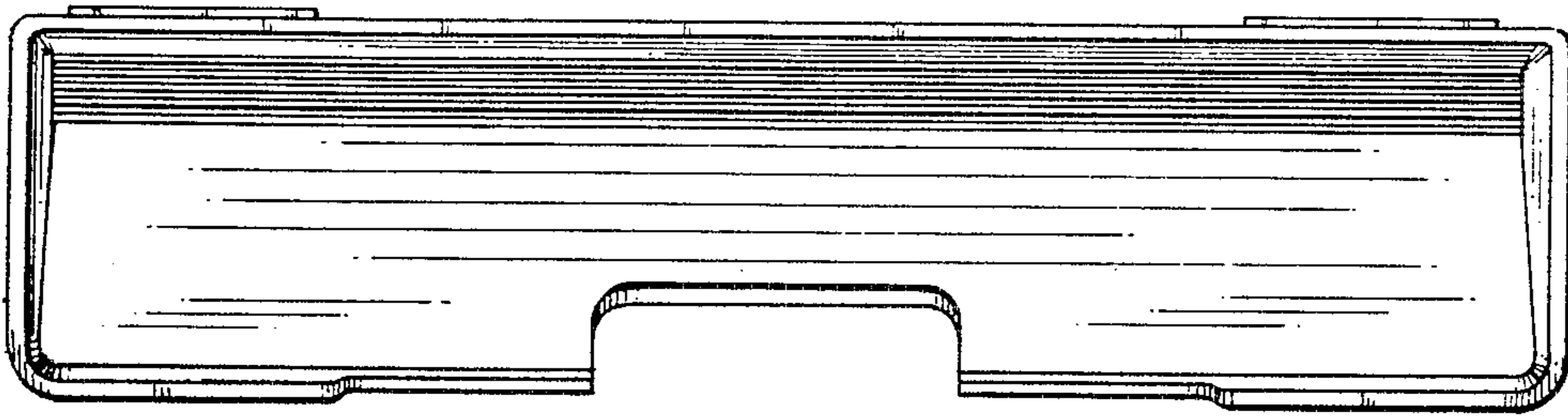


FIG. 3

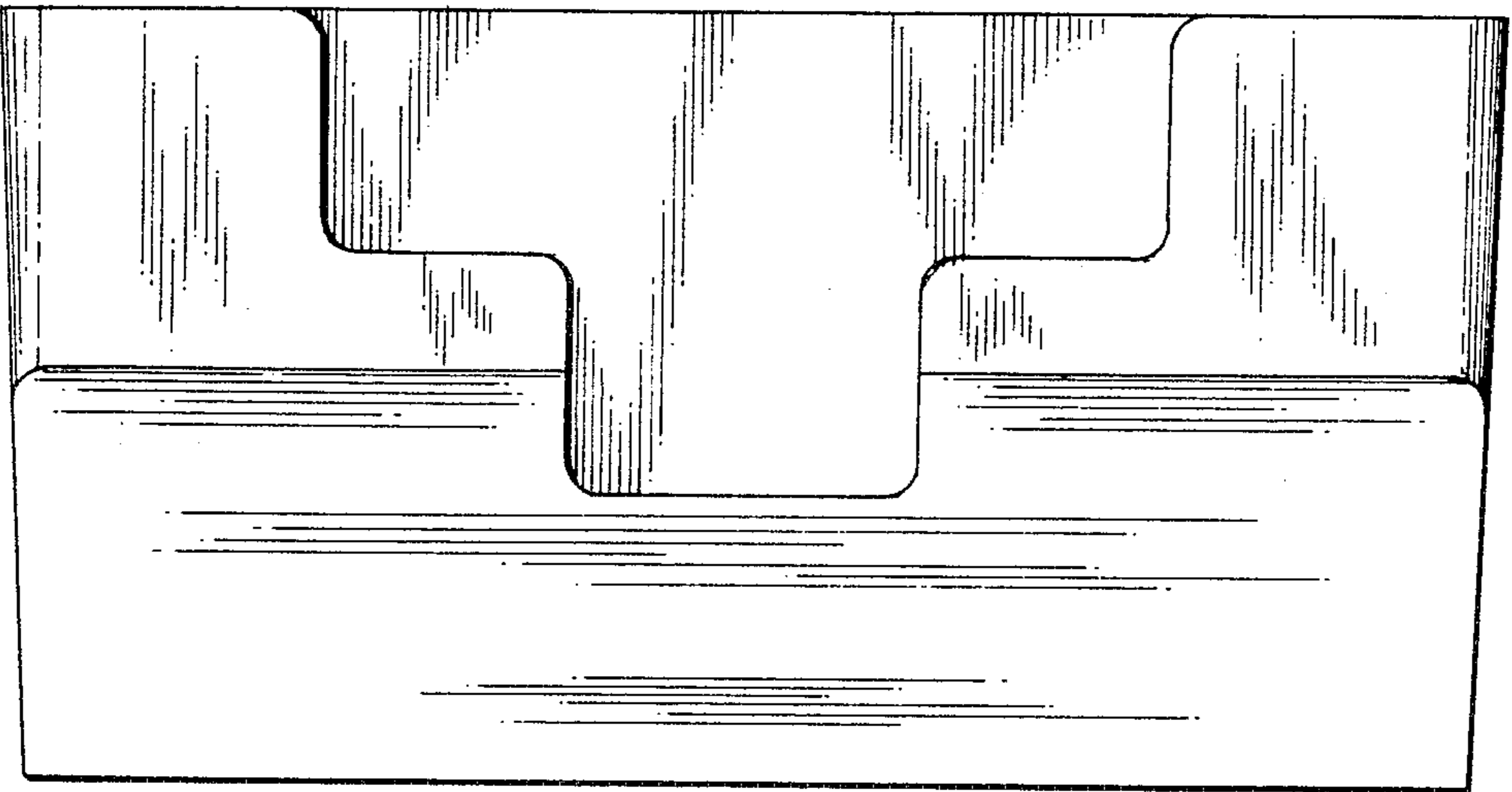


FIG. 1

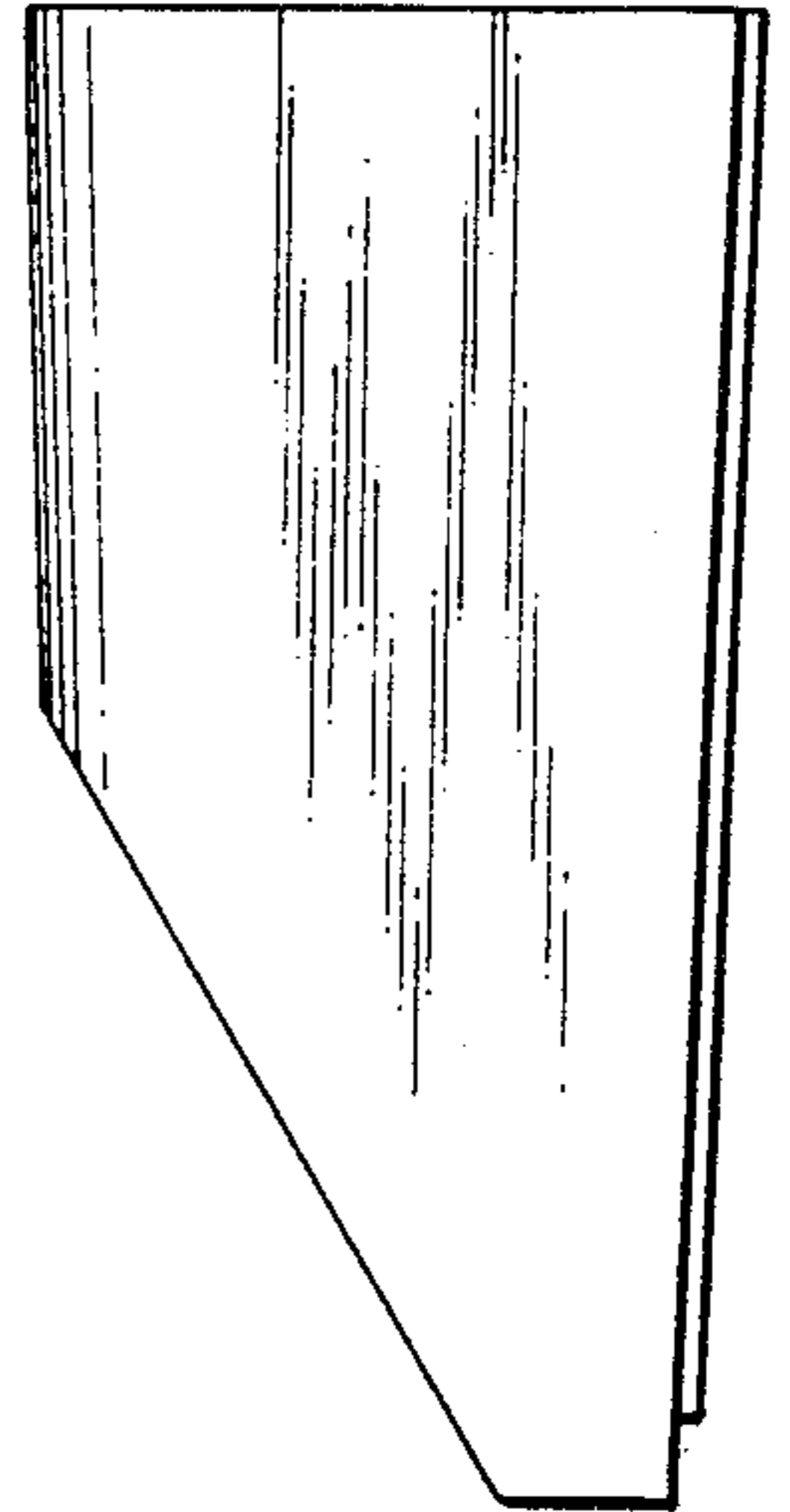


FIG. 2




FIG. 4

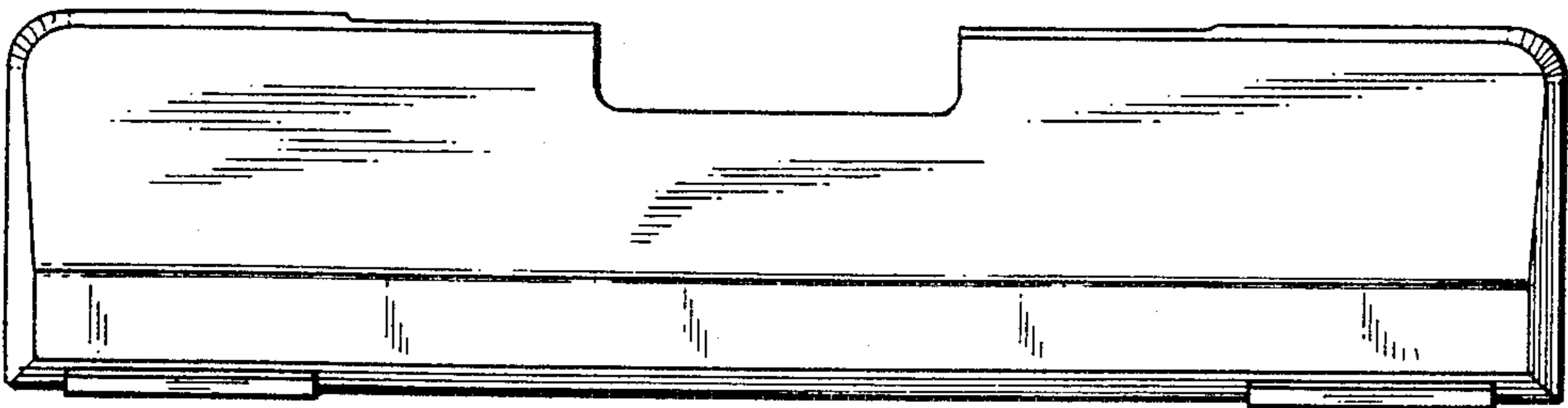


FIG. 5