

[54] CHAIR SHELL

[75] Inventors: Donald T. Chadwick, Los Angeles, Calif.; William E. Stumpf, Winona, Minn.

[73] Assignee: Herman Miller, Inc., Zeeland, Mich.

[**] Term: 14 Years

[21] Appl. No.: 581,360

[22] Filed: Feb. 17, 1984

[52] U.S. Cl. D6/502; D6/380

[58] Field of Search D6/364, 365, 366, 374, D6/375, 379, 380; 297/445, 451

[56] References Cited

U.S. PATENT DOCUMENTS

- D. 133,818 9/1942 Barger D6/375
- D. 171,210 12/1953 Jones D6/375
- D. 197,644 3/1964 Sundberg et al. .
- D. 240,375 7/1976 Buhk D6/366
- D. 254,105 2/1980 Hosoe D6/366
- D. 259,688 6/1981 Ambasz D6/375

- D. 275,060 8/1984 Buhk D6/380
- 2,993,733 7/1961 Pinkham 297/445
- 3,173,723 3/1965 Hoven et al. 297/451
- 4,084,850 4/1978 Ambasz .
- 4,157,203 6/1979 Ambasz .
- 4,451,085 5/1984 Franck et al. .

FOREIGN PATENT DOCUMENTS

- 154346 of 0000 Australia .
- 0032839 of 0000 European Pat. Off. .
- 1080256 of 0000 France .

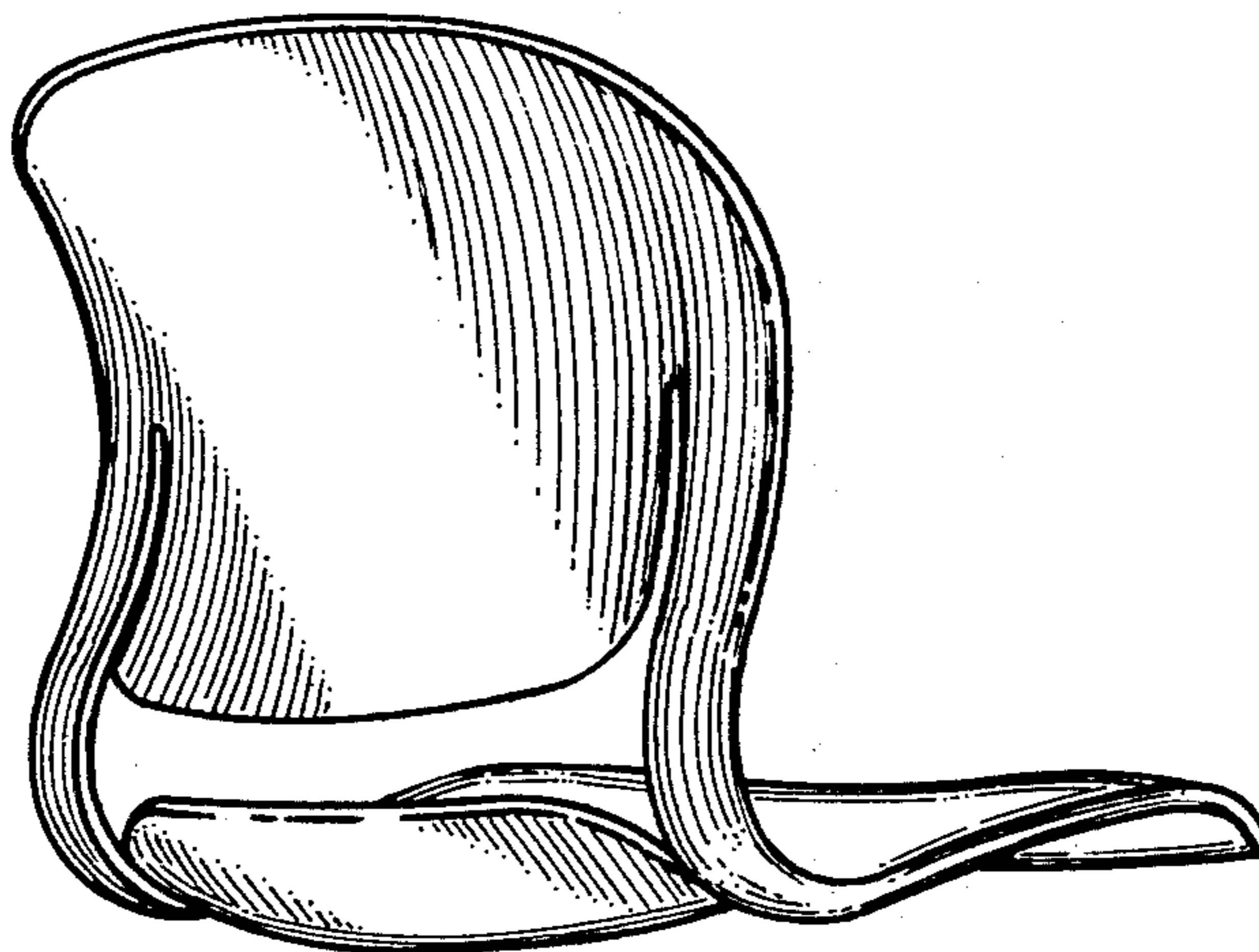
Primary Examiner—Bruce W. Dunkins
Attorney, Agent, or Firm—Varnum, Riddering, Schmidt & Howlett

[57] CLAIM

The ornamental design for a chair shell, as shown.

DESCRIPTION

FIG. 1 is a front elevational view of a chair shell showing our design;
FIG. 2 is a side elevational view;
FIG. 3 is a top plan view; and
FIG. 4 is a rear perspective view thereof.






FIG. 1

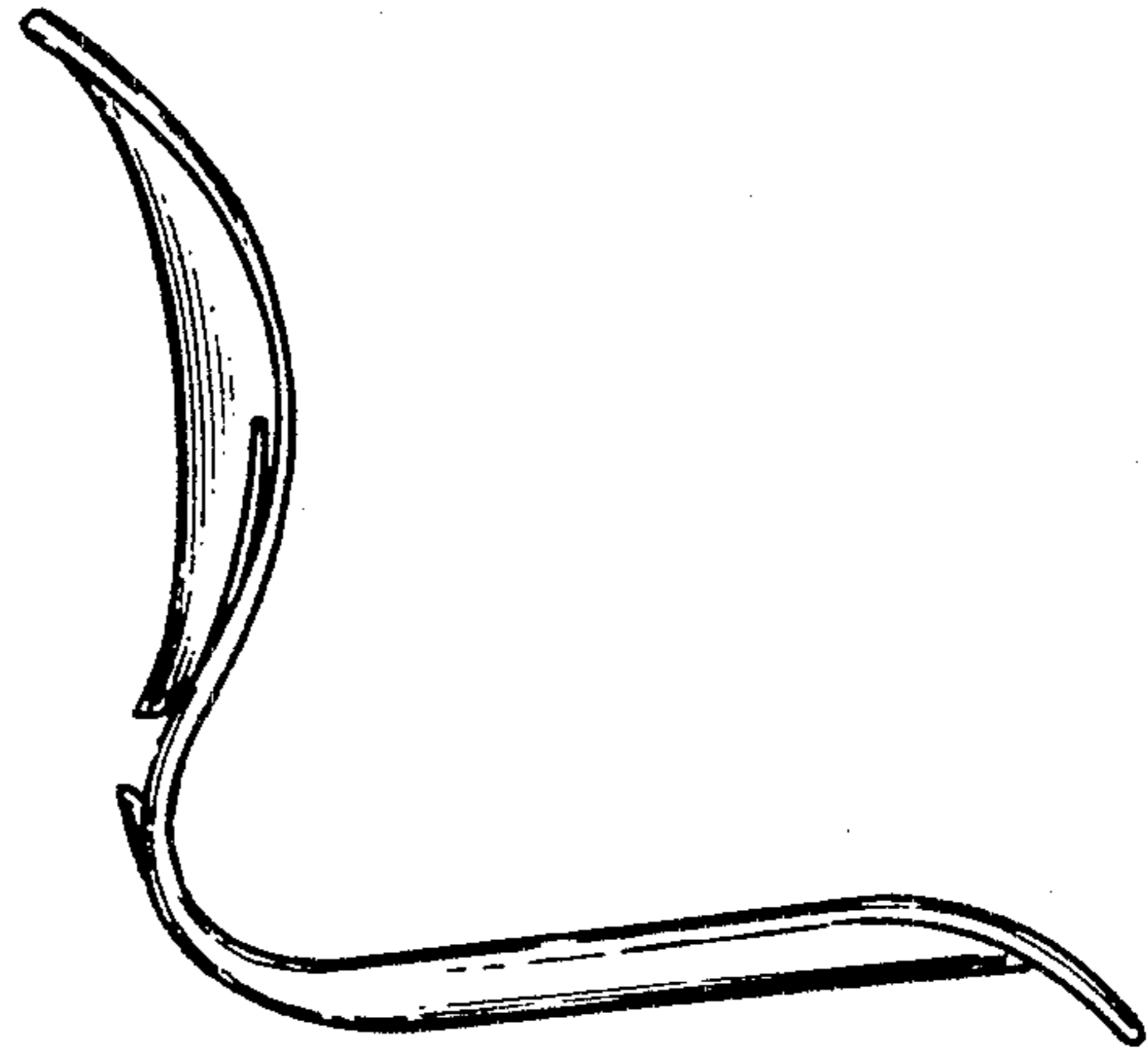


FIG. 2

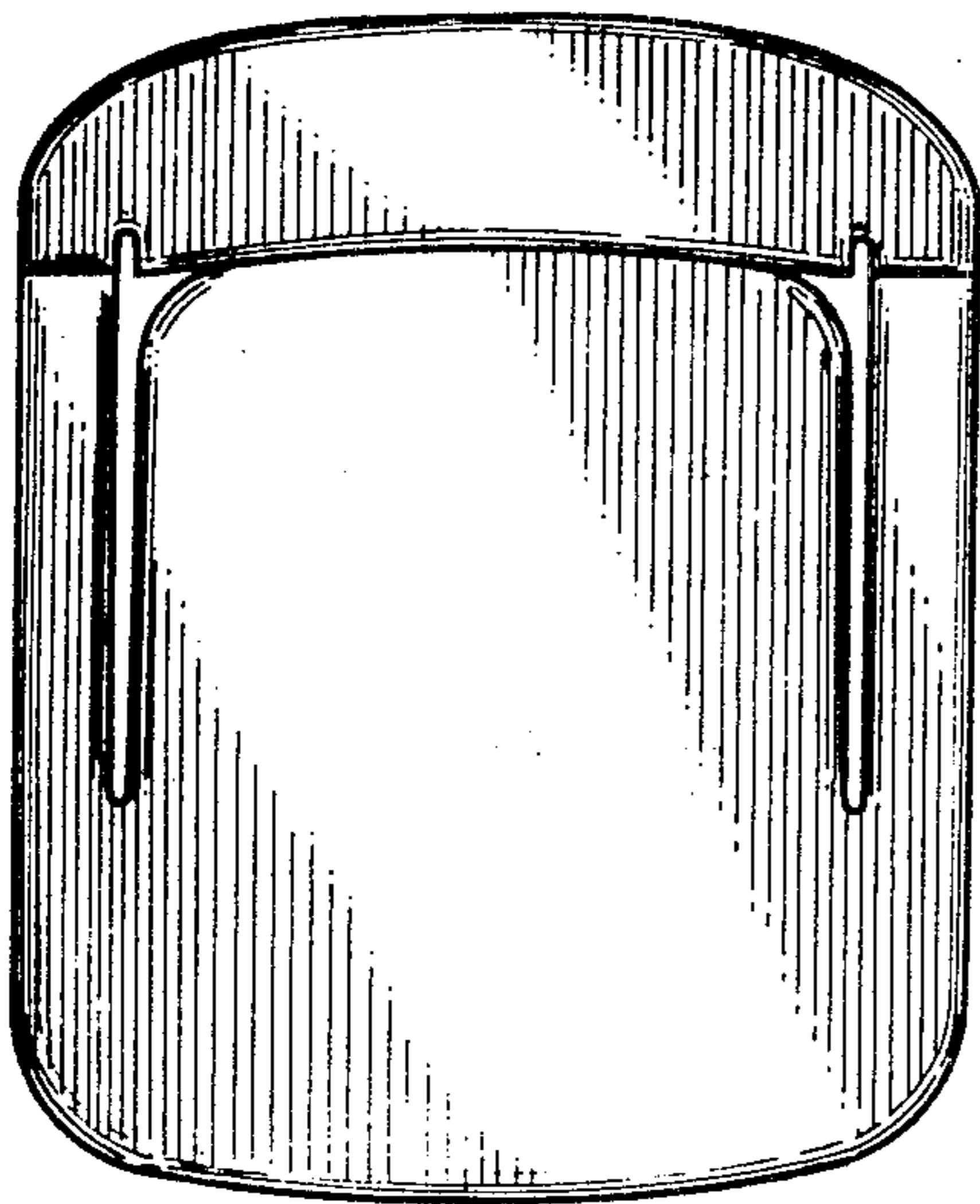


FIG. 3

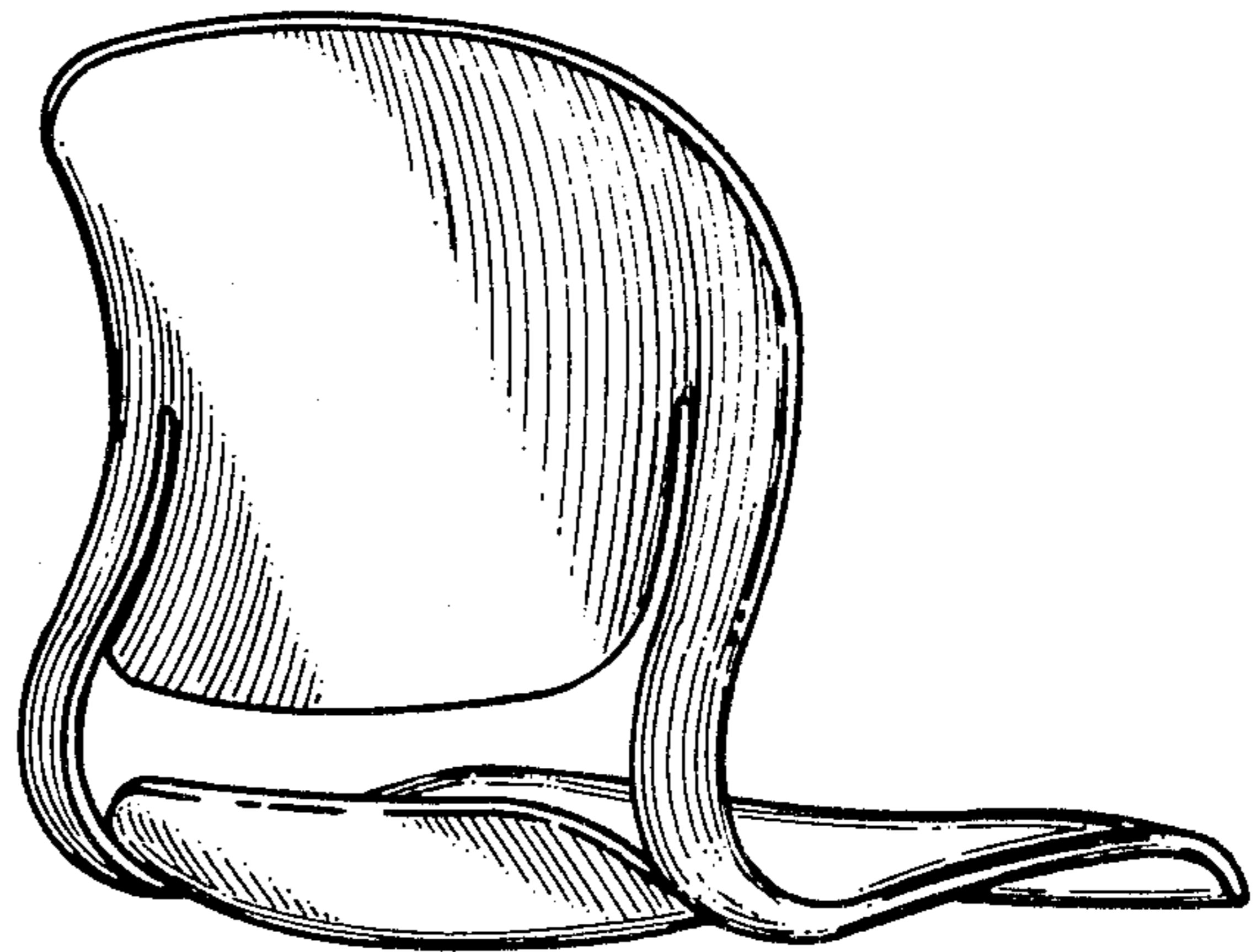


FIG. 4