

[54] SNAP-ACTION SUPPORT CLIP
 [75] Inventor: Frank S. Salacuse, New York, N.Y.
 [73] Assignee: Super Glue Corporation, Hollis, N.Y.
 [**] Term: 14 Years
 [21] Appl. No.: 620,988
 [22] Filed: Jun. 15, 1984
 [52] U.S. Cl. D8/373; D8/396
 [58] Field of Search D8/367, 396, 394, 356,
 D8/355, 354, 373; D6/323, 545, 543; 248/215,
 499, 304, 205.3, 74.1, 74.3, 49; 24/16 PB, 17
 AP; 16/297, DIG. 13

3,990,454 11/1976 Schlesinger 248/205.3
 4,083,523 4/1978 Fisher 248/74.3
 4,291,855 9/1981 Schenkel et al. 248/74.1
 4,317,262 3/1982 Wells, Jr. 248/74.3

Primary Examiner—Wallace R. Burke
 Assistant Examiner—Horace B. Fay
 Attorney, Agent, or Firm—Paul J. Sutton

[57] CLAIM

The ornamental design for a snap-action support clip, as shown and described.

DESCRIPTION

FIG. 1 is a front and right side perspective view of a snap-action support clip showing my new design;
 FIG. 2 is a top plan view thereof;
 FIG. 3 is a left side elevational view thereof, the side opposite being substantially a mirror image;
 FIG. 4 is a rear elevational view thereof;
 FIG. 5 is a bottom plan view thereof; and
 FIG. 6 is a front and right side perspective view thereof, with the clip oriented in a horizontal position in contrast to the vertical position shown in FIG. 1.

[56] References Cited
 U.S. PATENT DOCUMENTS

D. 273,762 5/1984 Sakaguchi D8/394
 3,516,632 6/1970 Santucci 24/DIG. 11
 3,542,321 11/1970 Kahabka 24/DIG. 11
 3,637,177 1/1972 Santucci 248/74.3
 3,954,238 5/1976 Nivet 248/74.3

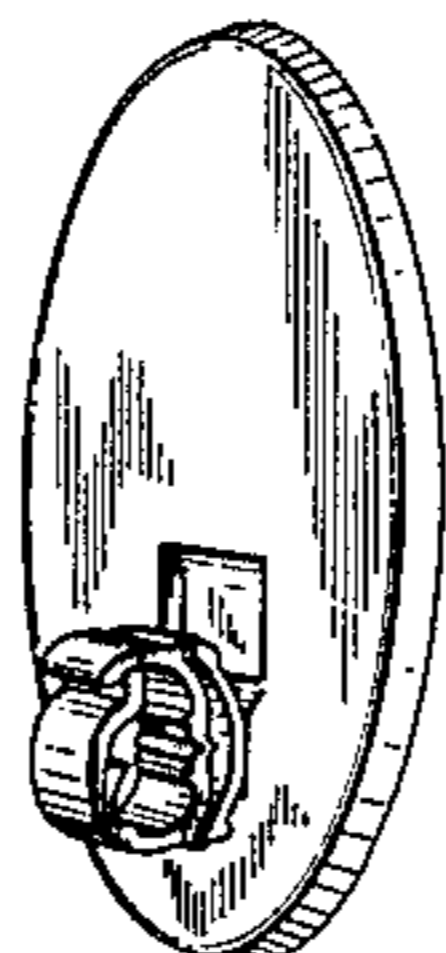


FIG. 1




FIG. 2

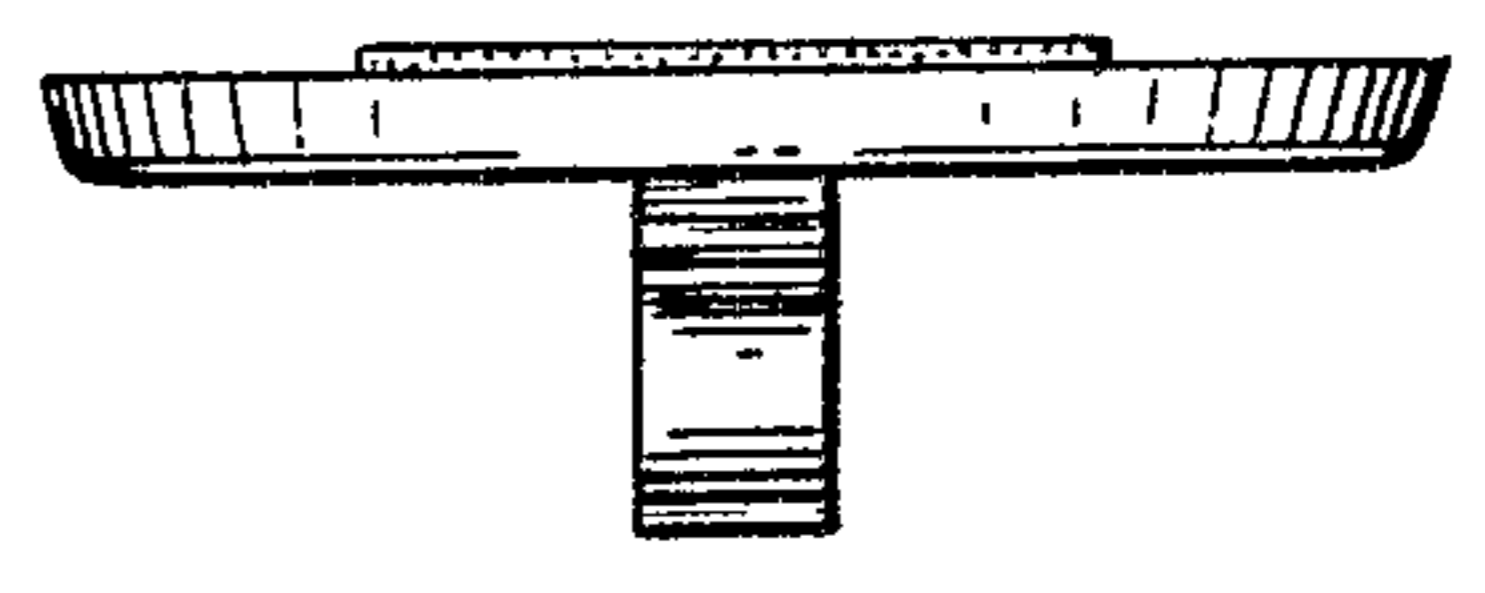


FIG. 3

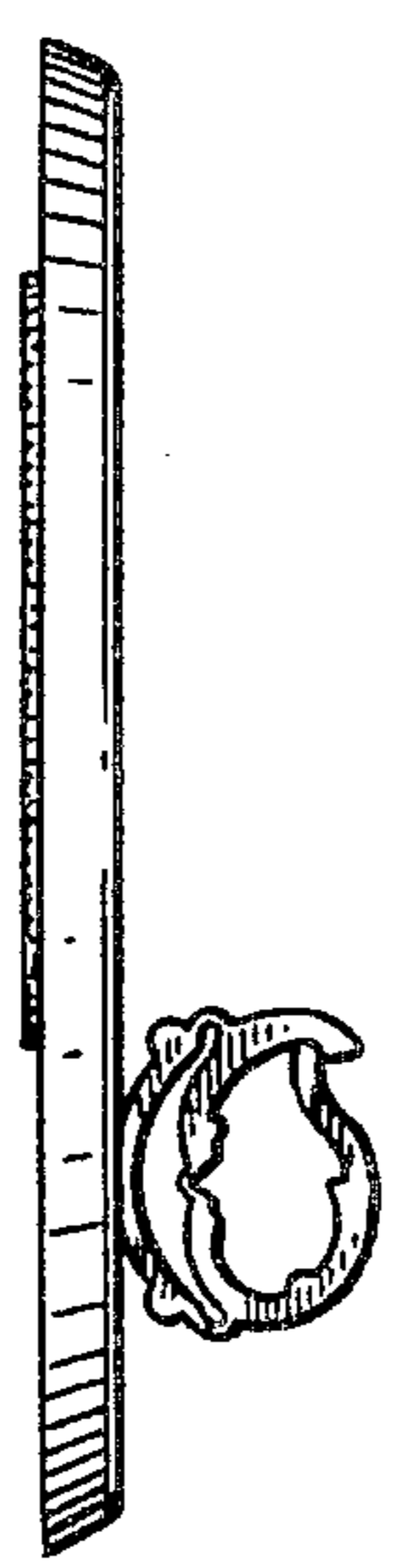


FIG. 4


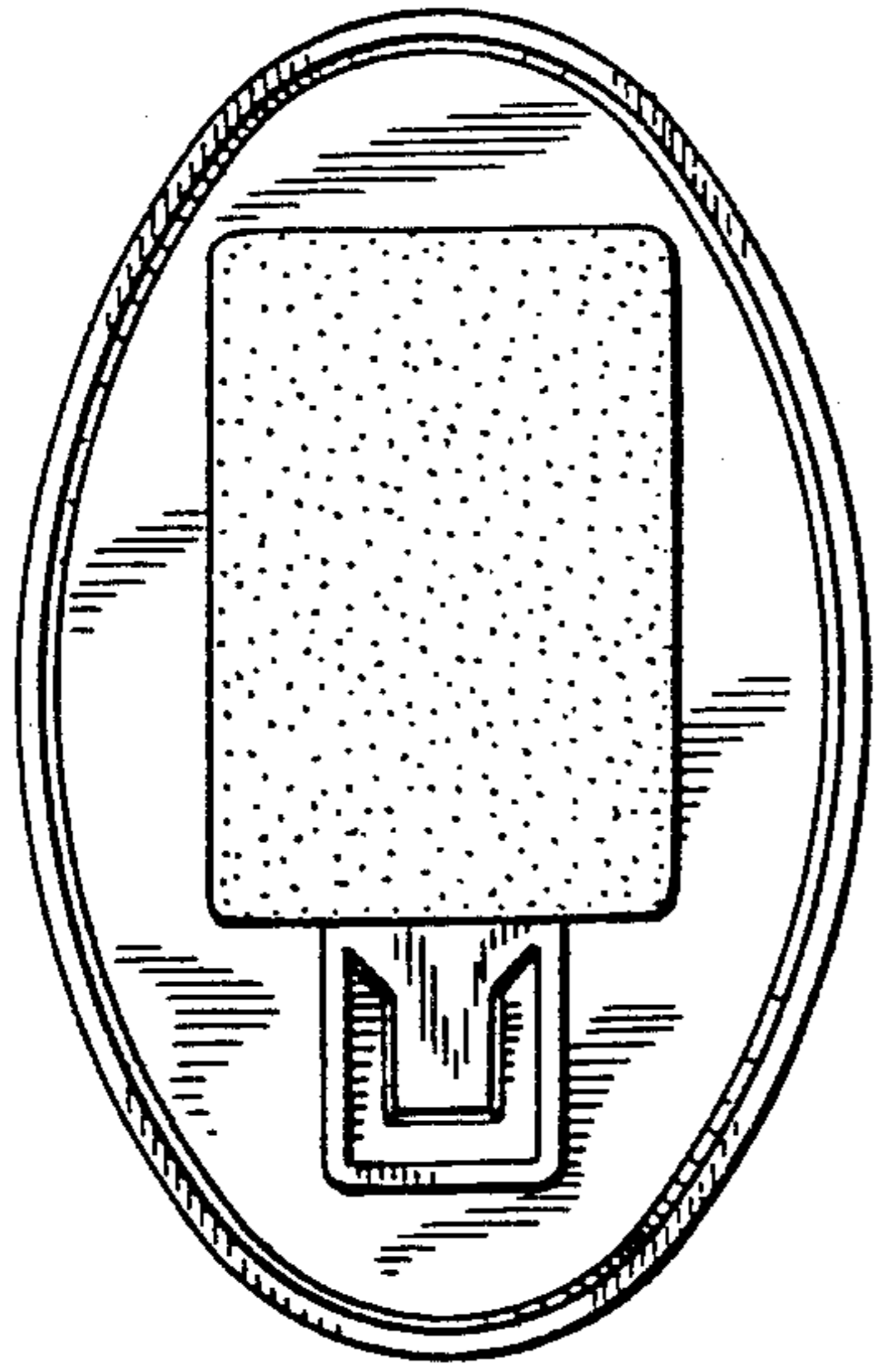


FIG. 5




FIG. 6