

[54] COMBINED SHOWER DOOR SHELF AND PLANTER

[76] Inventor: Shirley R. Wiggins, R.D. 3, Box 26, Neola, Iowa 51559

[**] Term: 14 Years

[21] Appl. No.: 584,756

[22] Filed: Feb. 29, 1984

[52] U.S. Cl. D6/524; D6/405; D6/558; D6/567

[58] Field of Search D6/405, 406, 512, 513, D6/553, 556, 514, 569, 558, 403, 524, 567; 47/39, 40, 68; 211/71, 74, 126, 133; 108/25

[56] References Cited

U.S. PATENT DOCUMENTS

| | | | |
|------------|---------|----------------|--------|
| D. 232,282 | 8/1974 | Wagschal | D6/514 |
| D. 261,744 | 11/1981 | Boyajeau | D6/558 |
| 2,051,241 | 8/1036 | Biggers | 47/39 |
| 2,588,596 | 3/1952 | Weber | 47/39 |
| 4,052,816 | 10/1977 | Perez | 47/40 |

OTHER PUBLICATIONS

The Hospital Supply Co., p. A98, 4/29/1941, The Bottle Rack seen in middle of page.

Primary Examiner—B. J. Bullock

Attorney, Agent, or Firm—Zarley, McKee, Thomte, Voorhees & Sease

[57] CLAIM

The ornamental design for a combined shower door shelf and planter, substantially as shown and described.

DESCRIPTION


FIG. 1 is a perspective view of a combined shower door shelf and planter showing my new design, the bathtub and shower doors indicated in broken lines are for illustrative purposes only;

FIG. 2 is an enlarged top plan view thereof;

FIG. 3 is an enlarged side elevational view thereof, the opposite side being identical;

FIG. 4 is an enlarged end elevational view thereof, the opposite end being identical; and

FIG. 5 is an enlarged bottom plan view thereof.



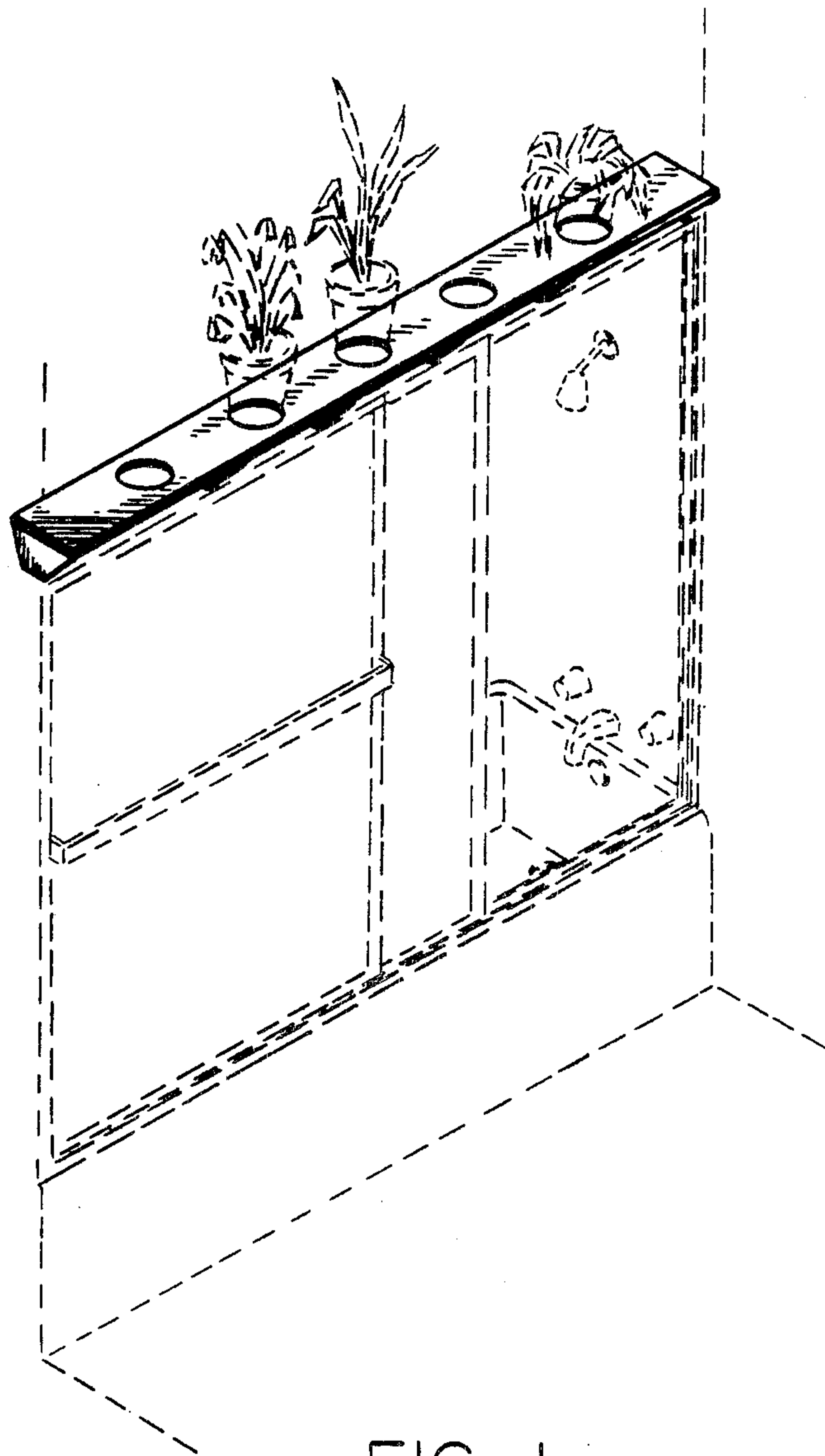


FIG. 1

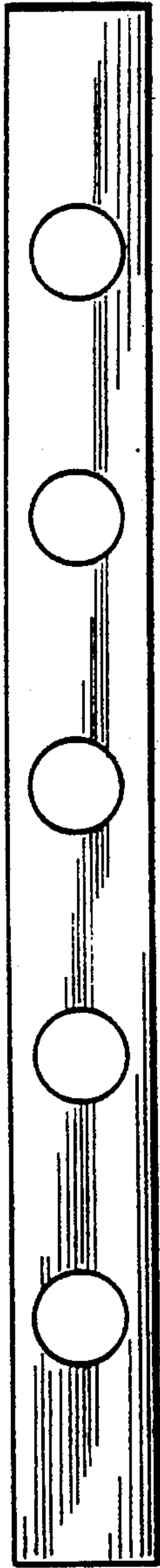


FIG. 2



FIG. 3

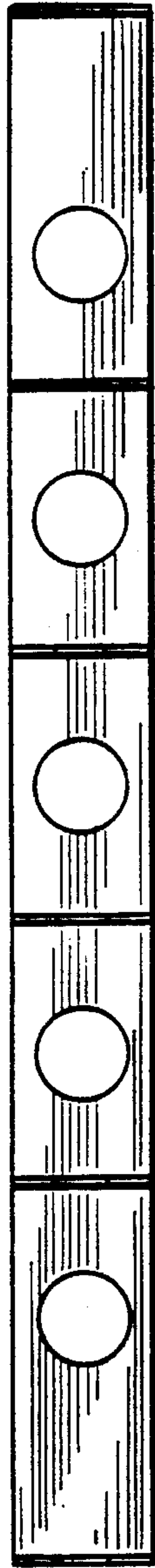


FIG. 5



FIG. 4