

[54] GLOVE PAD

[76] Inventor: James Hale, 2110 Lemarsh, Chatsworth, Calif. 91311

[\*\*] Term: 14 Years

[21] Appl. No.: 653,949

[22] Filed: Sep. 21, 1984

[52] U.S. Cl. .... D29/20

[58] Field of Search ..... D2/360, 361, 373, 374, D2/375, 376, 377; 2/159, 160, 161 R, 161 A, 16

[56] References Cited

U.S. PATENT DOCUMENTS

D. 248,898	8/1978	De Leone et al. ....	D2/361
D. 278,660	5/1985	Fox .....	D2/377
3,605,117	9/1971	Latina .....	2/16
3,882,548	5/1975	Shinagawa et al. ....	2/161 A
3,918,096	11/1975	Lim .....	2/161 A

OTHER PUBLICATIONS

J. C. Whitney & Co. Catalog No. 33B ©1982, p. 60; Motorcycle Glove Item "B" bottom left on page.

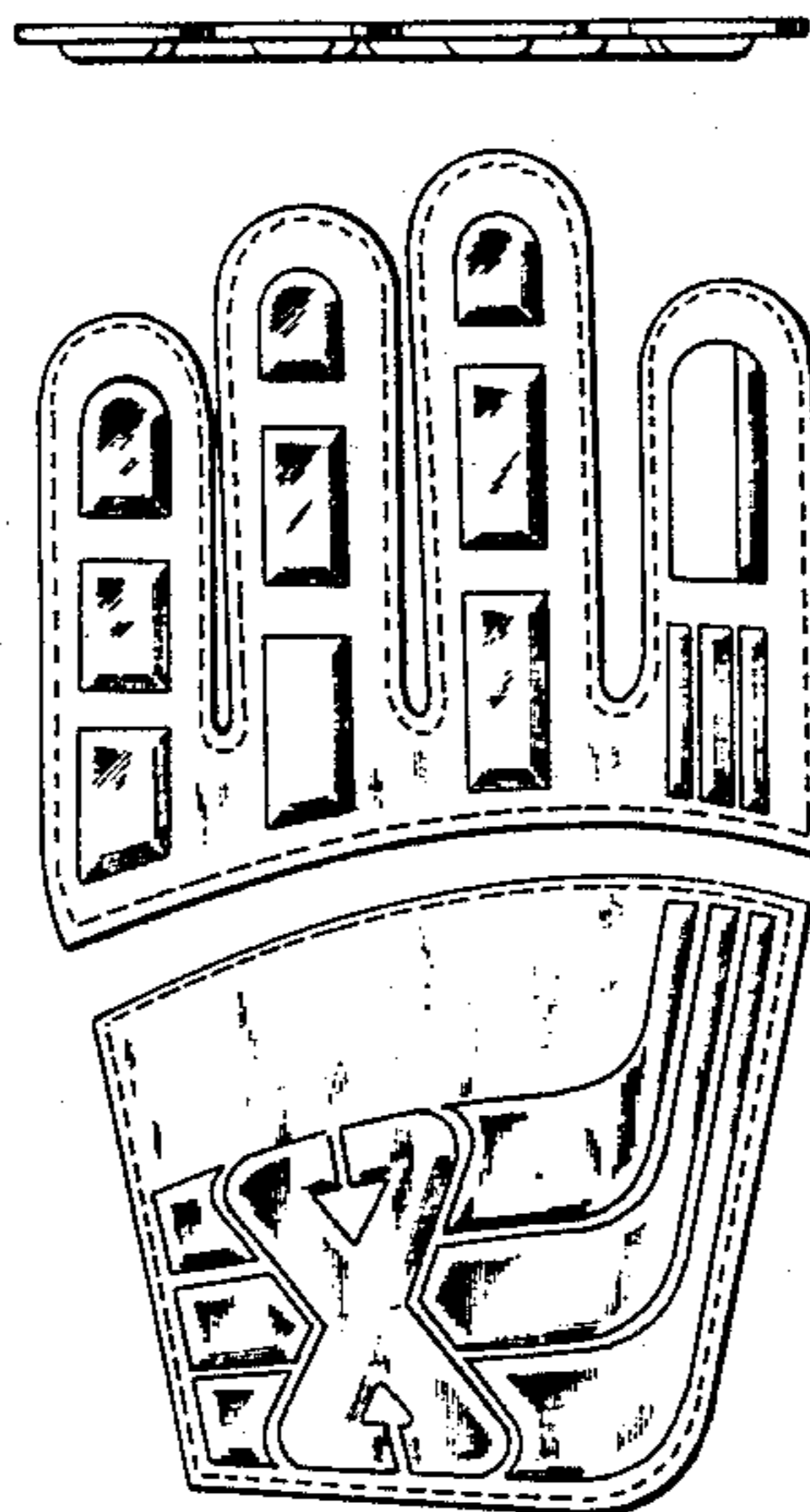
Primary Examiner—Carmen H. Vales  
Attorney, Agent, or Firm—Koppel & Harris

[57] CLAIM

The ornamental design for a glove pad, as shown and described.

DESCRIPTION

FIG. 1 is a front elevational view of a glove pad showing my new design, the left hand version being a mirror image thereof;  
FIG. 2 is a left side elevational view thereof;  
FIG. 3 is a bottom plan view thereof;  
FIG. 4 is a rear elevational view thereof;  
FIG. 5 is a top plan view thereof;  
FIG. 6 is a right side elevational view of FIG. 1.






Fig. 2.

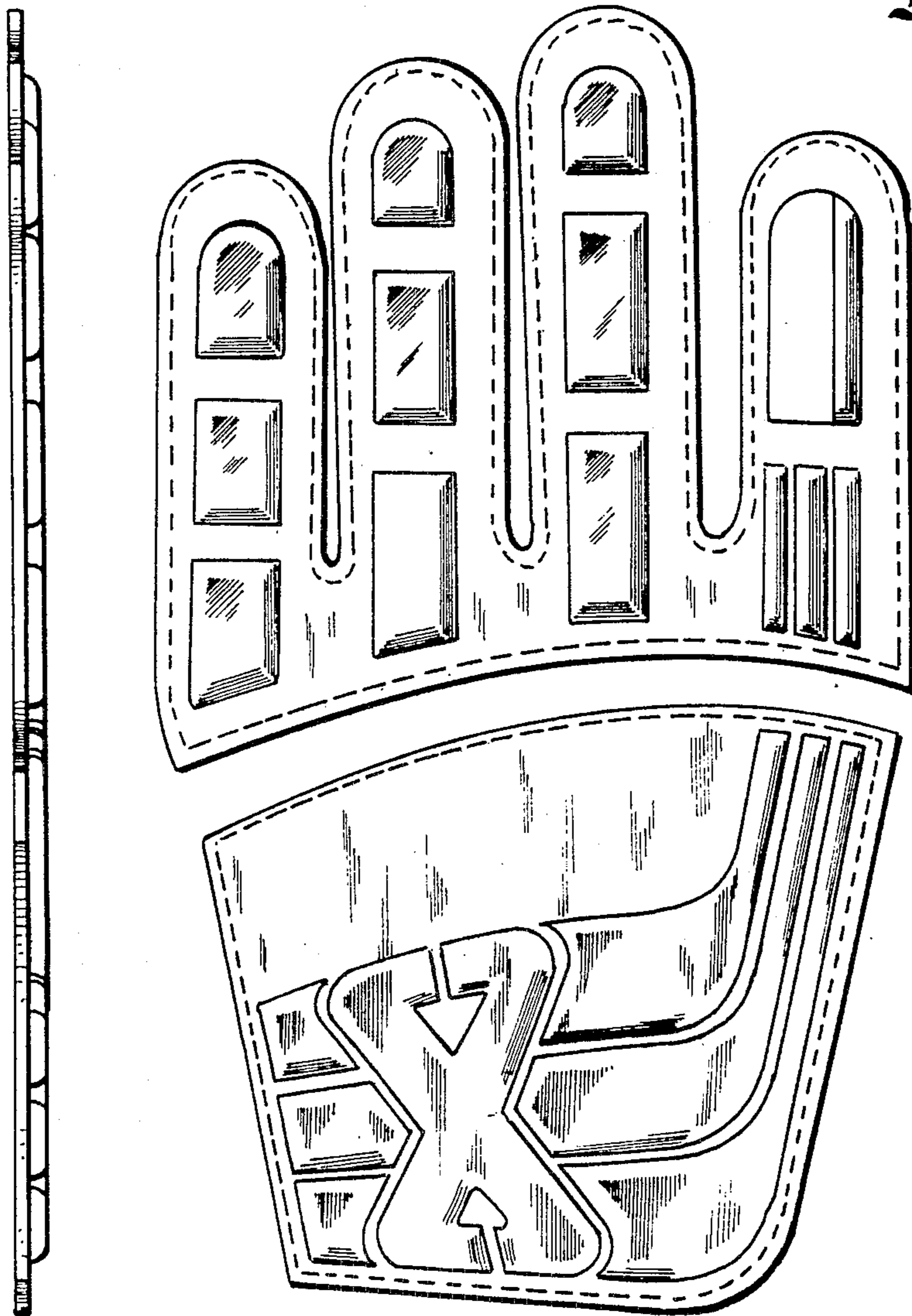


Fig. 3.

Fig. 1.

Fig. 4.




Fig. 5.



Fig. 6.