

[54] COMBINED COLLAPSIBLE BAG HANGER, INLET PORT AND CAP

[75] Inventors: Erik Andersen, Vernon Hills; Robert B. Edwards, Libertyville; David G. Quinn, Grayslake, all of Ill.

[73] Assignee: Viridian, Inc., Wheeling, Ill.

[**] Term: 14 Years

[21] Appl. No.: 641,295

[22] Filed: Aug. 16, 1984

[52] U.S. Cl. D24/51; D24/58

[58] Field of Search D24/58, 51, 56, 29; 604/262, 408, 409, 325, 334, 322, 317; 222/481, 456, 450; 128/DIG. 24; 206/806; 4/144.1

[56] References Cited

U.S. PATENT DOCUMENTS

D. 211,920	8/1968	Wickett	D24/58
3,537,109	11/1970	Spurrier et al.	4/144.1
4,254,771	3/1981	Vidal	128/DIG. 24 X
4,475,907	10/1984	Voges	604/322
4,526,576	7/1985	Cianci	604/322
4,529,102	7/1985	Quinn et al.	604/410 X
4,562,984	1/1986	Sherlock et al.	604/322 X

Primary Examiner—A. Hugo Word

Assistant Examiner—Stella M. Reid

Attorney, Agent, or Firm—Wallenstein, Wagner, Hattis, Strampel & Aubel, Ltd.

[57] CLAIM

The ornamental design for a combined collapsible bag hanger, inlet port and cap, substantially as shown and described.

DESCRIPTION

FIG. 1 is a perspective view of a combined collapsible bag hanger, inlet port and cap showing our new design; FIG. 2 is a perspective view of the combined collapsible bag hanger, inlet port and cap shown in FIG. 1 with cap removed;

FIG. 3 is a side elevational view of the combined collapsible bag hanger, inlet port and cap shown in FIG. 1; FIG. 4 is a top plan view of the combined collapsible bag hanger, inlet port and cap shown in FIG. 1;

FIG. 5 is a bottom plan view of the combined collapsible bag hanger, inlet port and cap shown in FIG. 1;

FIG. 6 is another side elevational view of the combined collapsible bag hanger, inlet port and cap shown in FIG. 1;

FIG. 7 is an end elevational view of the combined collapsible bag hanger, inlet port and cap shown in FIG. 1 viewed from the inlet port end; and

FIG. 8 is another end elevational view of the combined collapsible bag hanger, inlet port and cap shown in FIG. 7 viewed from the hanger end.

The broken line showing of the bag and strap is for illustrative purposes only and forms no part of the claimed design.

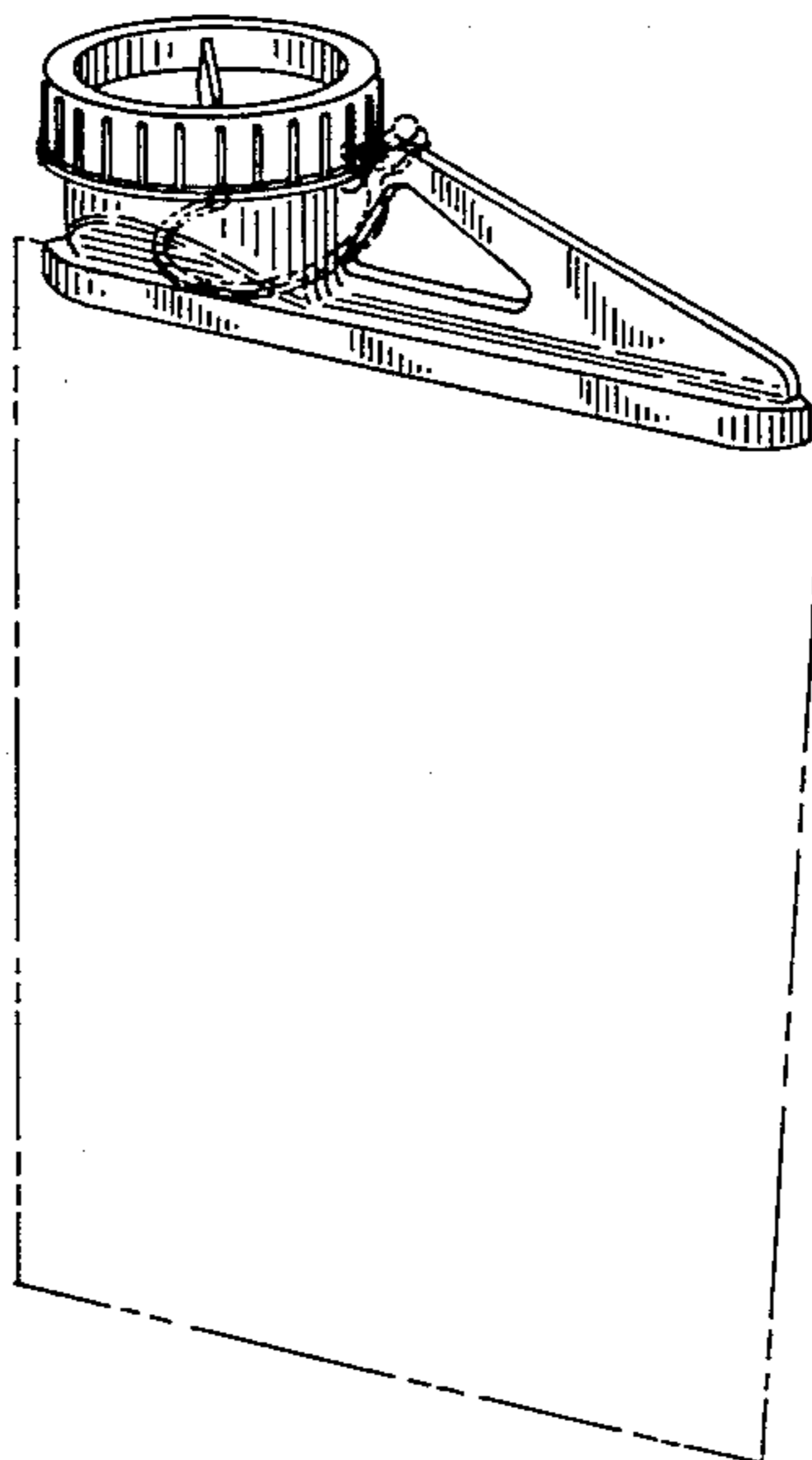


FIG. 2

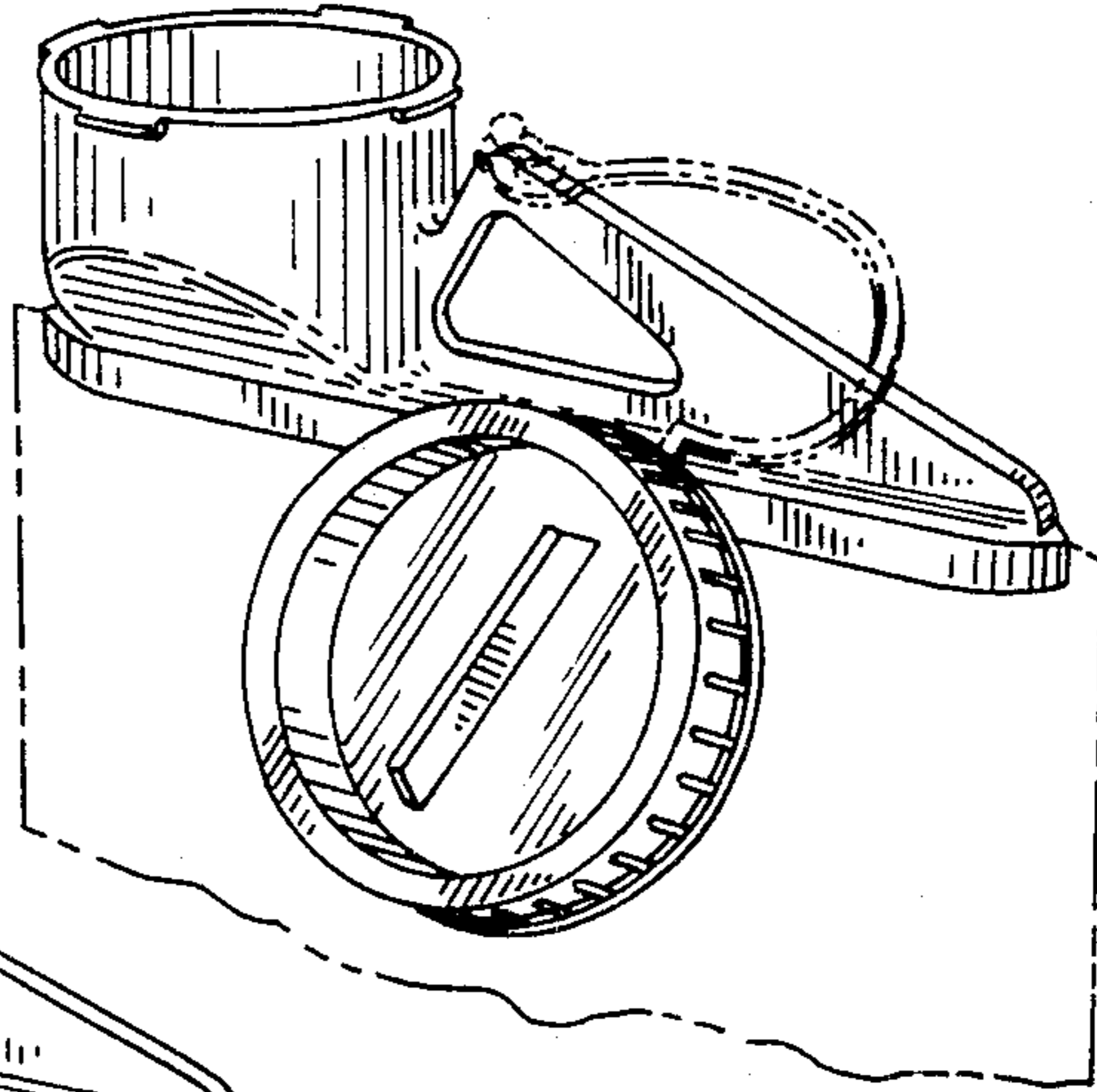


FIG. 1

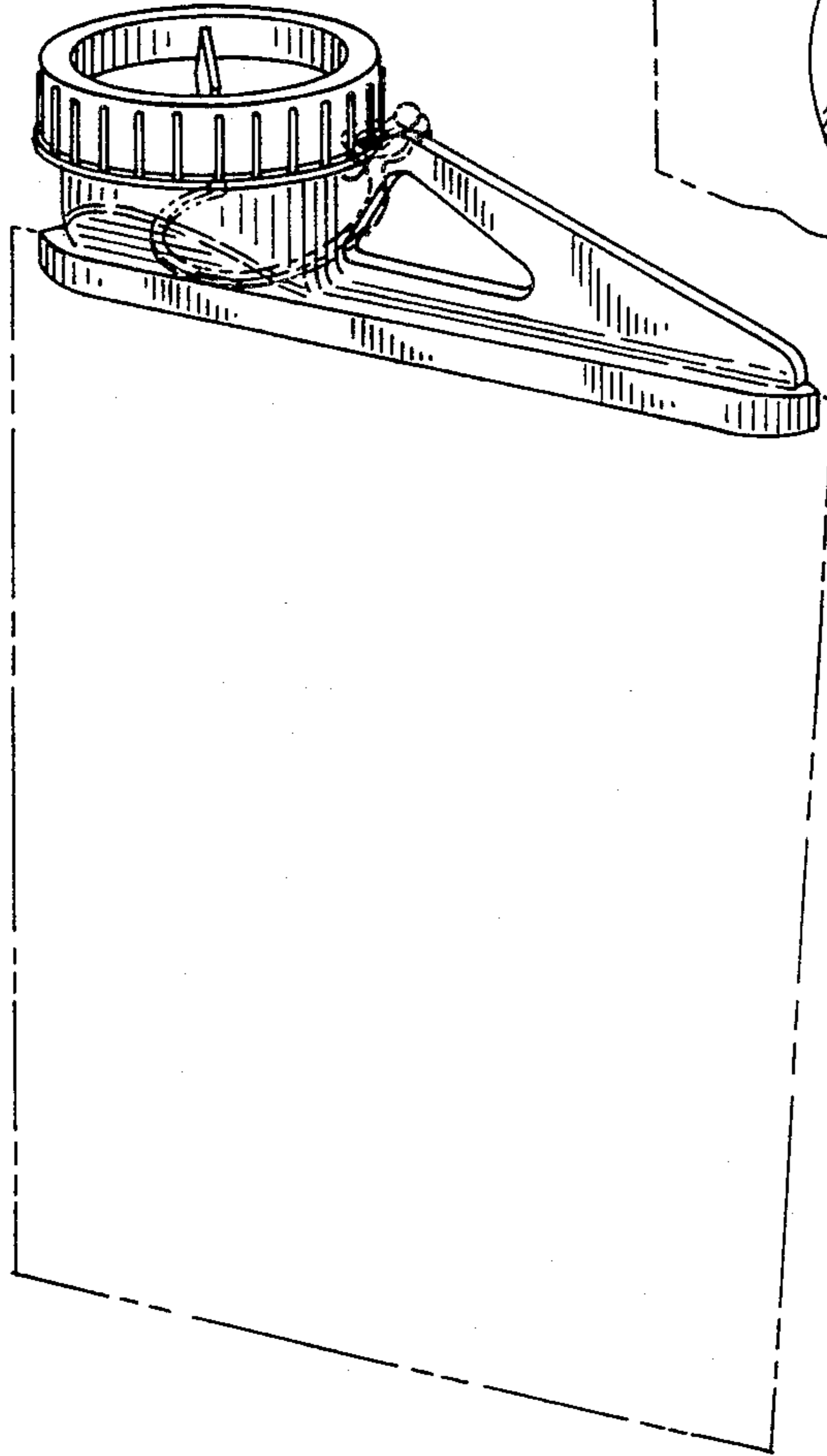


FIG. 3

