

[54] COMBINED HIGH CHAIR AND ROCKING CHAIR

[75] Inventors: Steven Saltzman, Stow; Robert D. Wise, Akron, both of Ohio

[73] Assignee: Gerber Products Company, Fremont, Mich.

[\*\*] Term: 14 Years

[21] Appl. No.: 656,556

[22] Filed: Oct. 1, 1984

[52] U.S. Cl. .... D6/338; D6/339

[58] Field of Search ..... D6/335, 336, 338, 339, D6/344, 348, 379, 380; 297/148, 149, 153

[56] References Cited

U.S. PATENT DOCUMENTS

D. 77,279	12/1928	Shaver	.....	D6/339
D. 166,822	5/1952	Peterson	.....	D6/335
D. 181,106	10/1957	Reguitti	.....	D6/339
D. 224,079	7/1972	Voytko	.....	D6/339
D. 283,564	4/1986	Knoedler	.....	D6/339

OTHER PUBLICATIONS

Best Catalog, 1981-82, p. 389, Highchair No. 3.


Primary Examiner—Bruce W. Dunkins  
Attorney, Agent, or Firm—Townsend and Townsend

[57] CLAIM

The ornamental design for a combined high chair and rocking chair, as shown and described.

DESCRIPTION

FIG. 1 is a front perspective view of a combined high chair and rocking chair showing our design;  
 FIG. 2 is a top plan view of the combination high chair/rocking chair;  
 FIG. 3 is a right side elevational view of the combination high chair/rocking chair;  
 FIG. 4 is a front elevational view of the combination high chair/rocking chair;  
 FIG. 5 is a left side elevational view of the combination high chair/rocking chair;  
 FIG. 6 is a rear elevational view of the combination high chair/rocking chair;  
 FIG. 7 is a bottom plan view of the combination high chair/rocking chair.






FIG. 1.




FIG. 2.

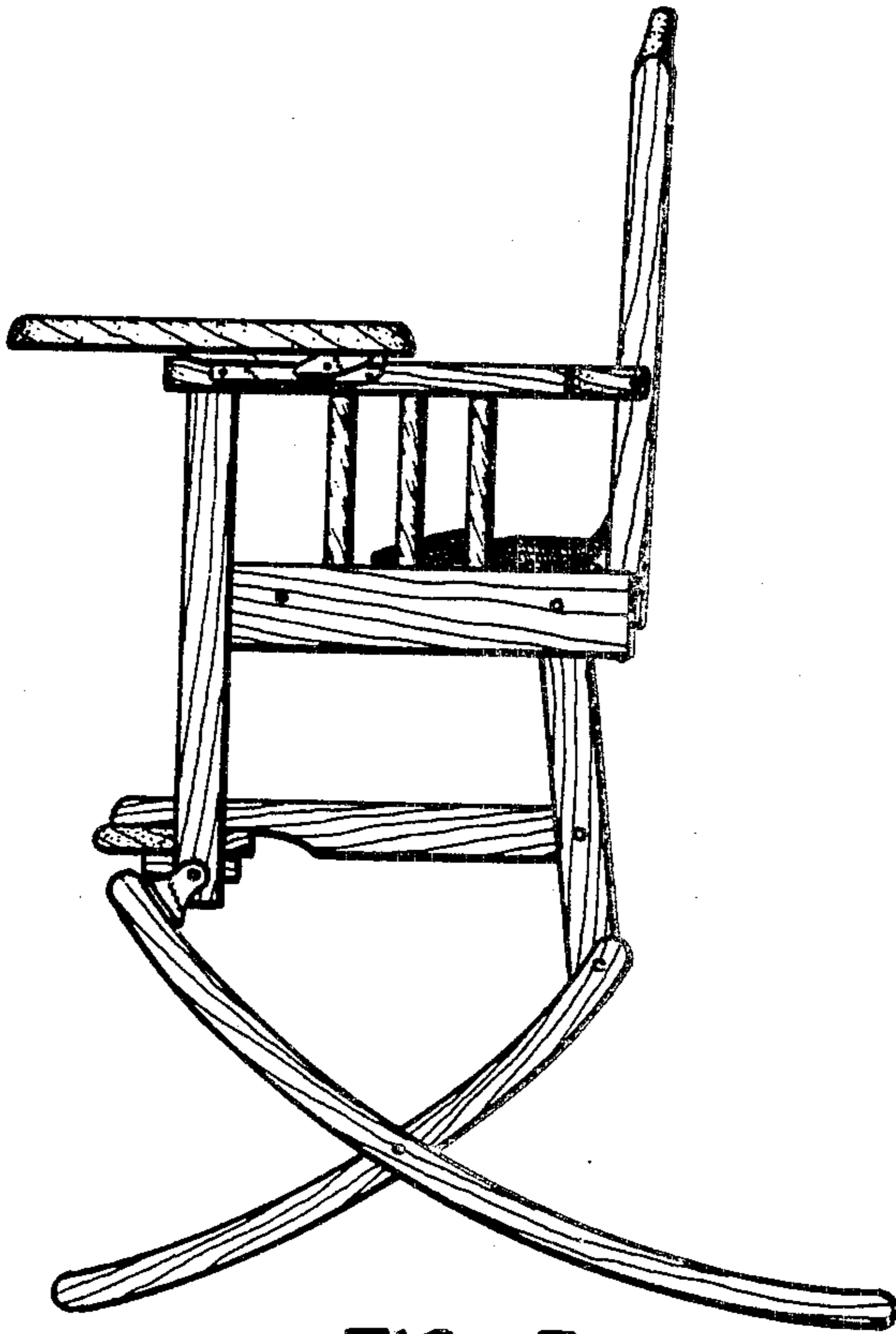


FIG. 3.




FIG. 4.

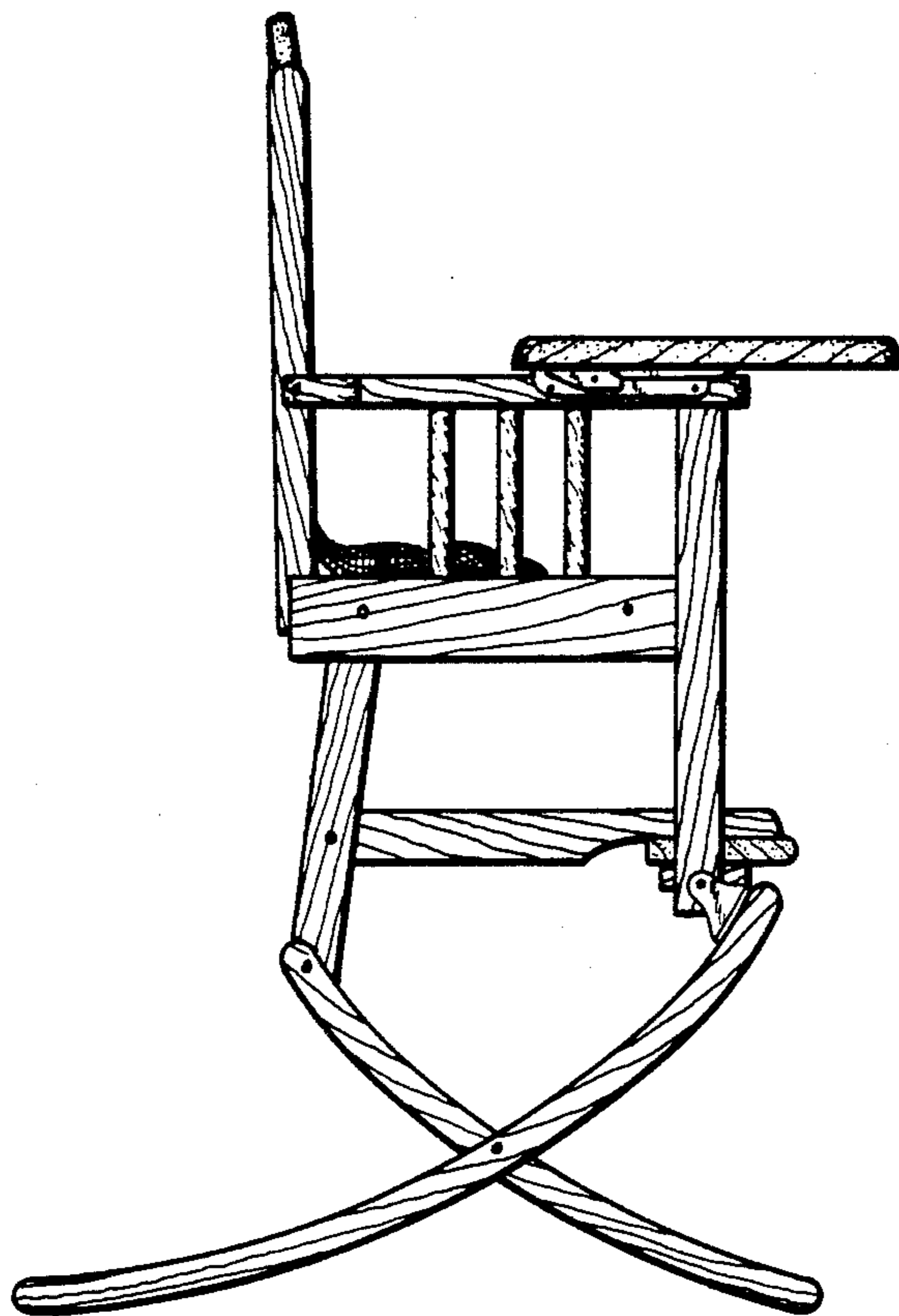


FIG. 5.




FIG. 6.




FIG. 7.