

[54] HOT AIR BLOWER

[75] Inventors: Heinrich W. Steinel, Herzebrock; Jurgan Greubel, Heidenrad, both of Fed. Rep. of Germany

[73] Assignee: Steinel GmbH & Co KG, Fed. Rep. of Germany

[\*\*] Term: 14 Years

[21] Appl. No.: 548,156

[22] Filed: Nov. 2, 1983

[30] Foreign Application Priority Data

May 3, 1983 [DE] Fed. Rep. of Germany ..... MR 1669

[52] U.S. Cl. .... D23/77; D28/13

[58] Field of Search ..... D23/72, 77, 162; D28/13; 219/368, 369, 370, 373; 34/96-101, 243 R

[56] References Cited

U.S. PATENT DOCUMENTS

- D. 232,554 8/1974 Benjamin ..... D23/162
- D. 274,551 7/1984 Benjamin et al. .... D23/77
- D. 276,941 12/1984 Stansbury, Jr. .... D28/13
- D. 279,814 7/1985 Gaines ..... D23/77

- 3,209,127 9/1965 Graves ..... 219/370
- 3,209,988 10/1965 Fox et al. .... 219/370 X
- 3,211,890 10/1965 Graves ..... 219/370
- 3,492,462 1/1970 Schumacher ..... 219/368 X
- 3,668,370 6/1972 Pattison ..... 219/370 X
- 4,135,080 1/1979 Wells, Jr. .... 219/370
- 4,366,368 12/1982 Stephens, III ..... 219/370 X

FOREIGN PATENT DOCUMENTS

- 0056188 7/1982 European Pat. Off. .... 219/370
- 599521 6/1934 Fed. Rep. of Germany ..... 219/373
- 1203480 1/1960 France ..... 219/370
- 413788 5/1946 Italy ..... 219/370
- 0040755 3/1979 Japan ..... 219/370

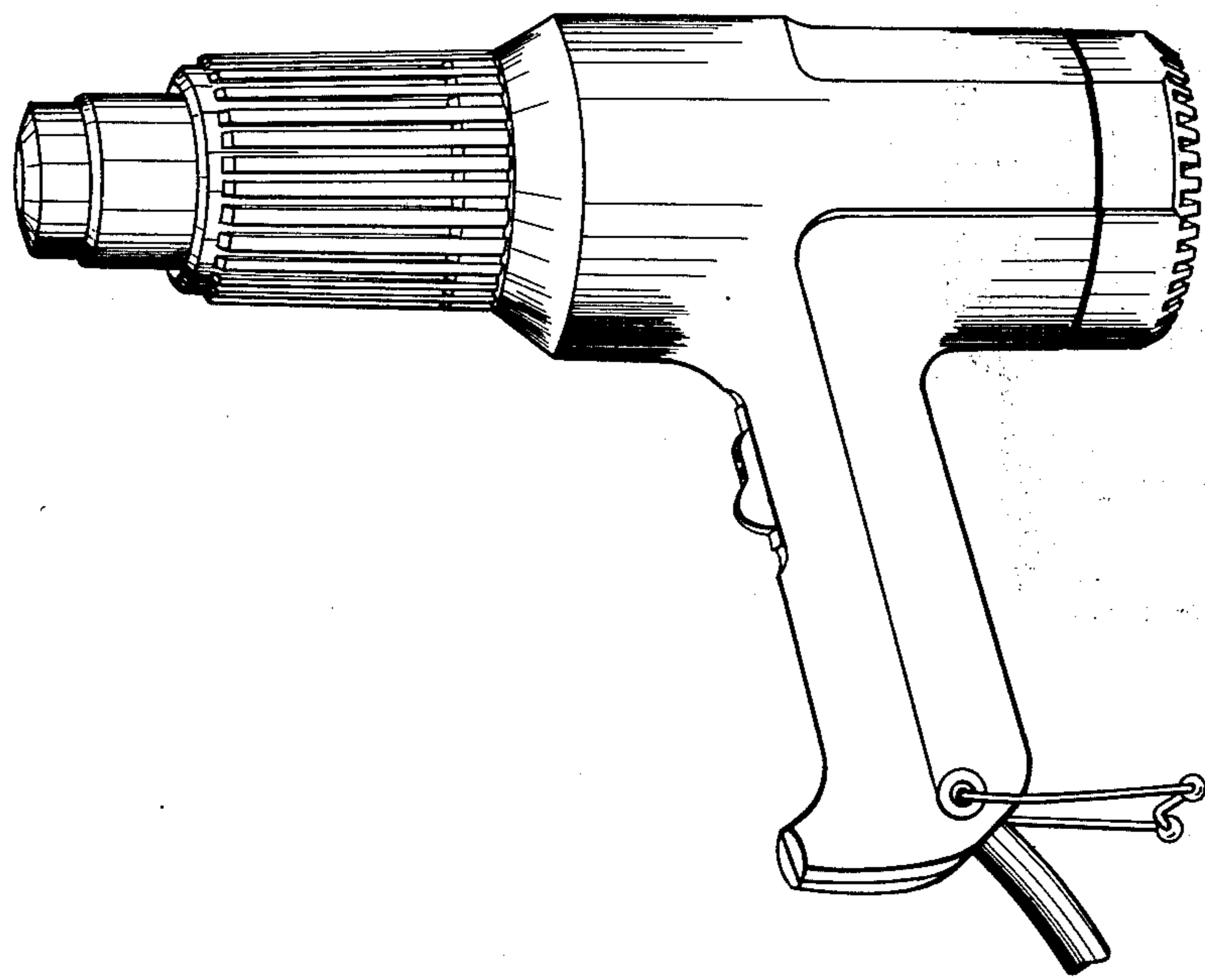
Primary Examiner—Catherine E. Kemper  
Attorney, Agent, or Firm—Darby & Darby

[57] CLAIM

The ornamental design for hot air blower, as shown and described.

DESCRIPTION

FIG. 1 is a side elevational view of a hot air blower, showing our new design;  
FIG. 2 is a perspective view thereof.  
The side of the hot air blower which is not shown is a mirror image of the side which is shown.



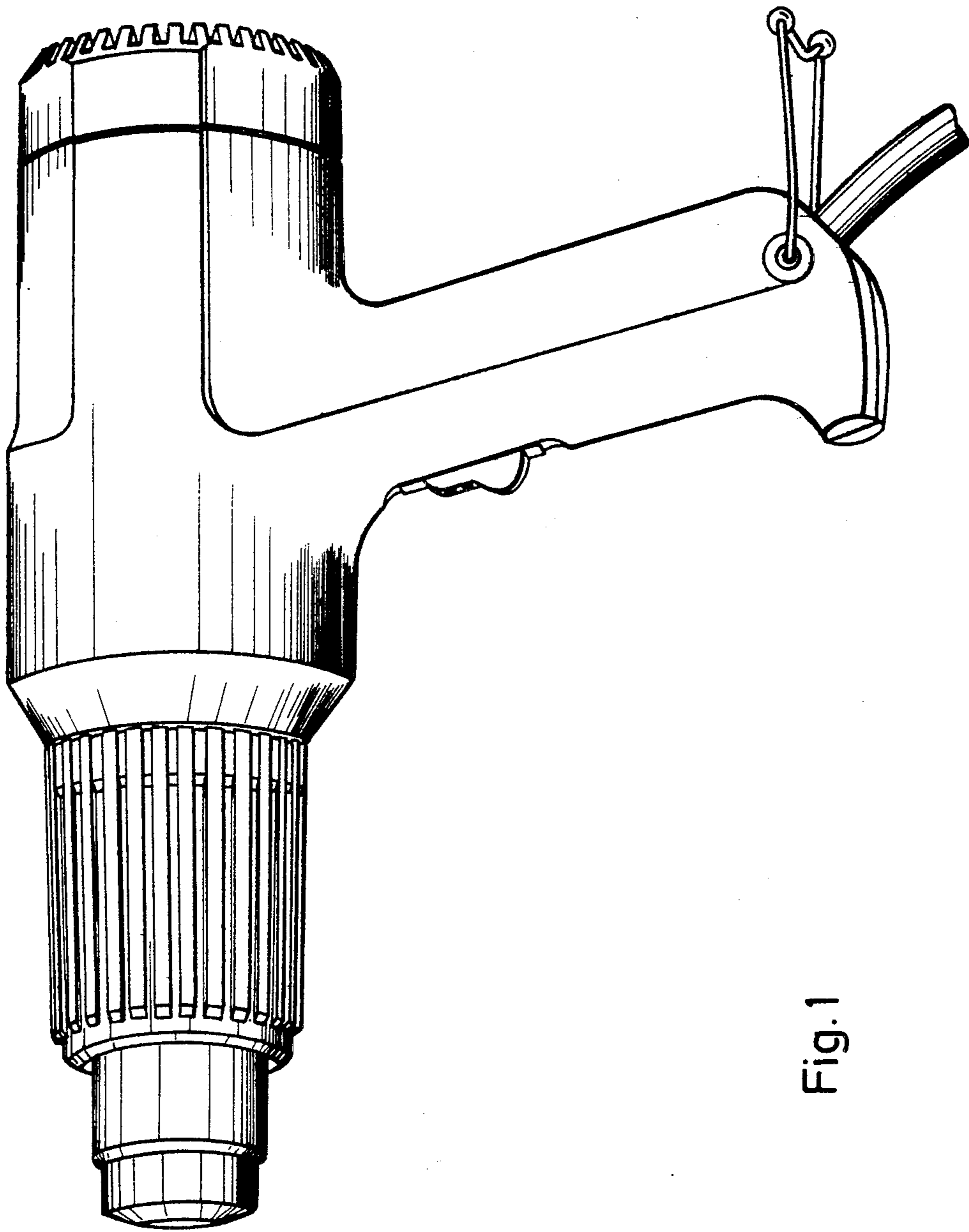


Fig. 1

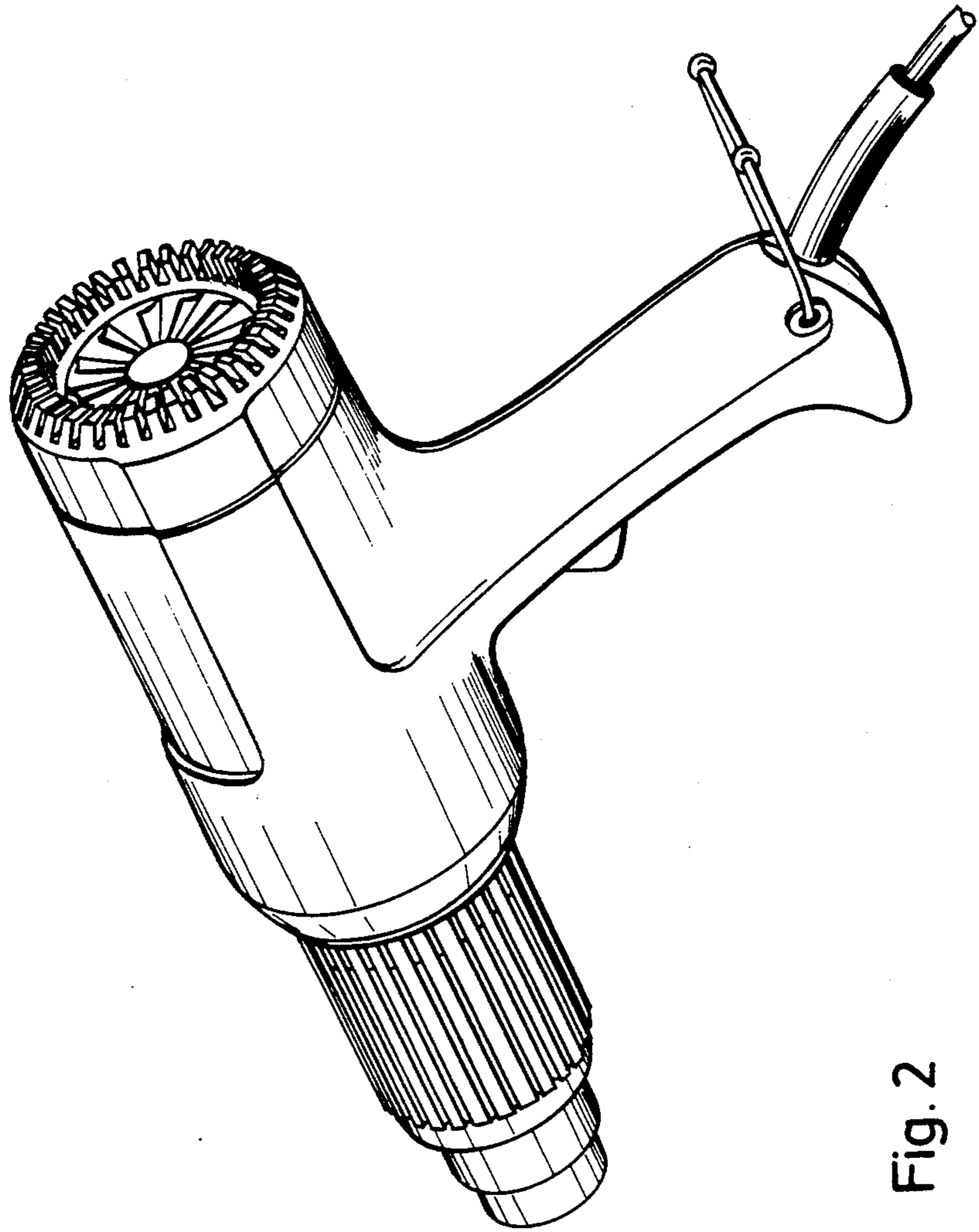


Fig. 2