

[54] **EQUIPMENT CABINET**

[75] Inventors: **Peter S. Fuss, Glen Ellyn; Jerry J. Kosner, Jr., LaGrange; Richard A. Yndestad, Naperville; Charles A. Pycha, Chicago, all of Ill.**

[73] Assignee: **Tellabs, Inc., Lisle, Ill.**

[\*] Notice: **The portion of the term of this patent subsequent to Mar. 17, 2001 has been disclaimed.**

[\*\*] Term: **14 Years**

[21] Appl. No.: **646,788**

[22] Filed: **Sep. 4, 1984**

[52] U.S. Cl. .... **D6/446**

[58] Field of Search ..... **D6/432, 434, 437, 438, D6/445, 446, 447, 448; 312/107, 330 R**

[56] **References Cited**

**U.S. PATENT DOCUMENTS**

D. 162,493 3/1951 Thomson ..... D6/446  
1,573,608 2/1926 Huffman ..... 312/107  
4,129,347 12/1978 Godtschalck ..... 312/330 R

**OTHER PUBLICATIONS**

*Domus*, 11-1974, inside back cover, Stacked Drawer Unit, top center on page.


*Primary Examiner*—Carmen H. Vales  
*Attorney, Agent, or Firm*—Gary, Juettner & Pyle

[57] **CLAIM**

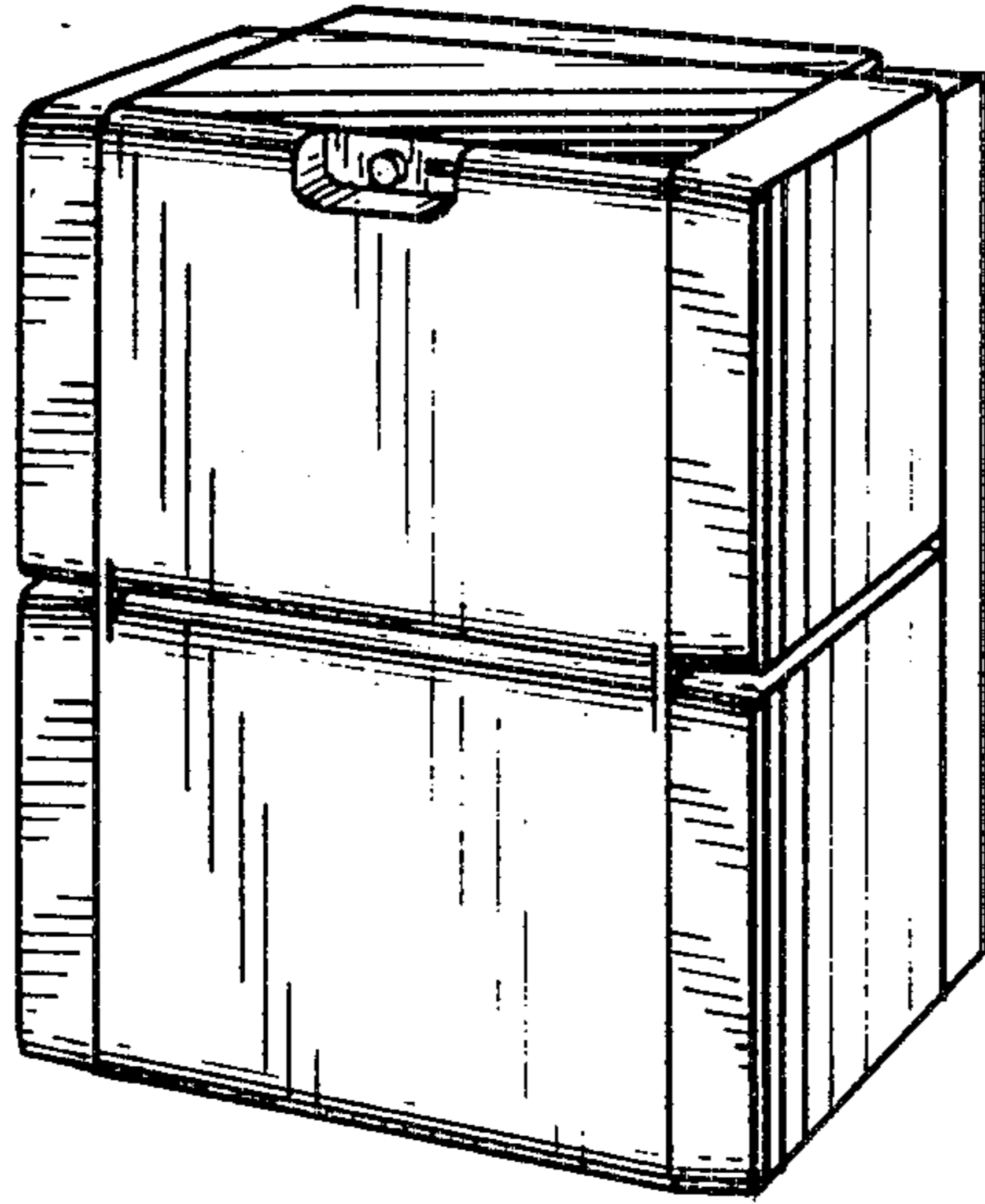
The ornamental design for an equipment cabinet, substantially as shown and described.

**DESCRIPTION**

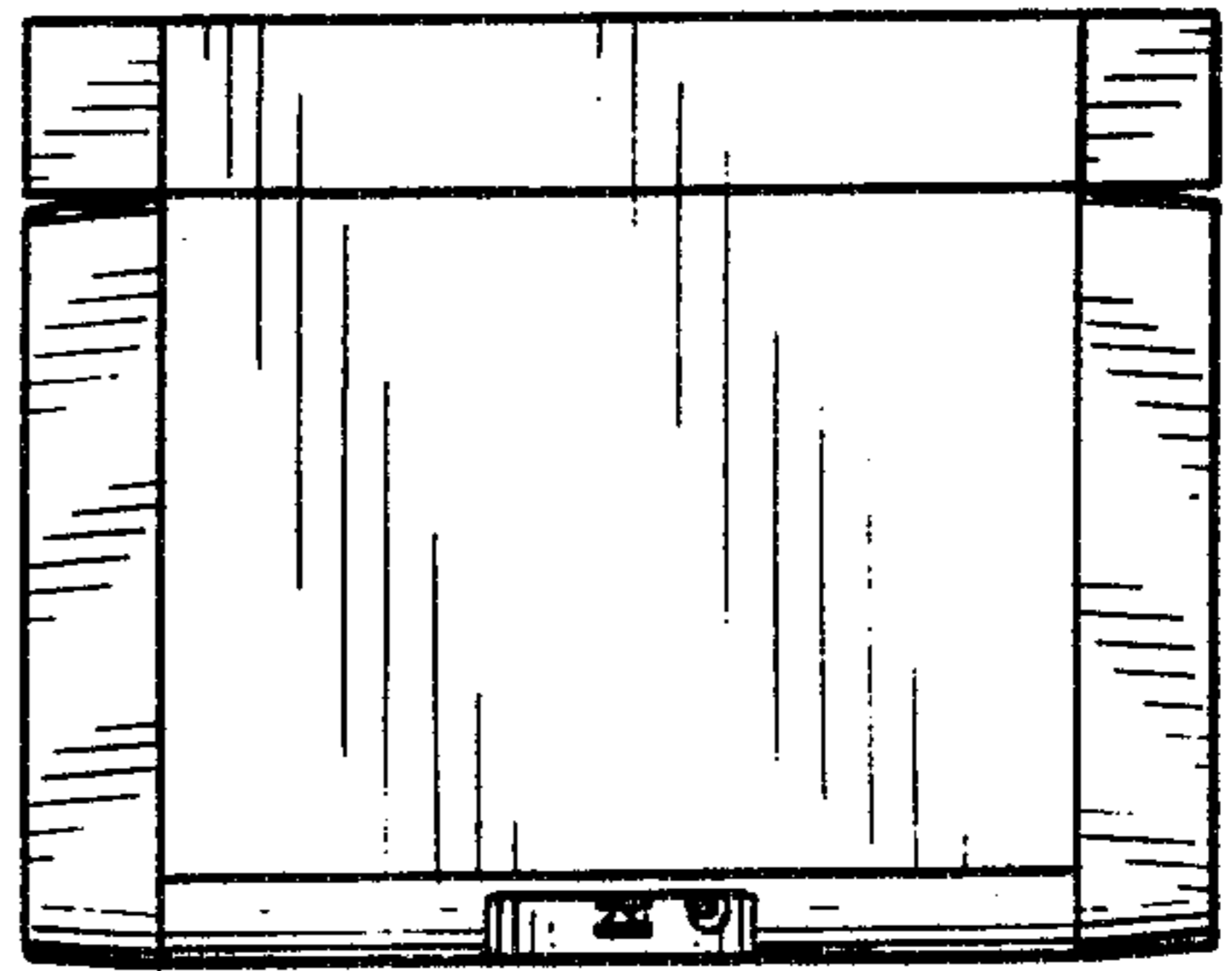
FIG. 1 is a perspective view of an equipment cabinet showing our new design;  
FIG. 2 is a top plan view thereof;  
FIG. 3 is a front elevational view thereof; and  
FIG. 4 is a side elevational view thereof.  
The rear of the cabinet is conventionally flat and unornamented.



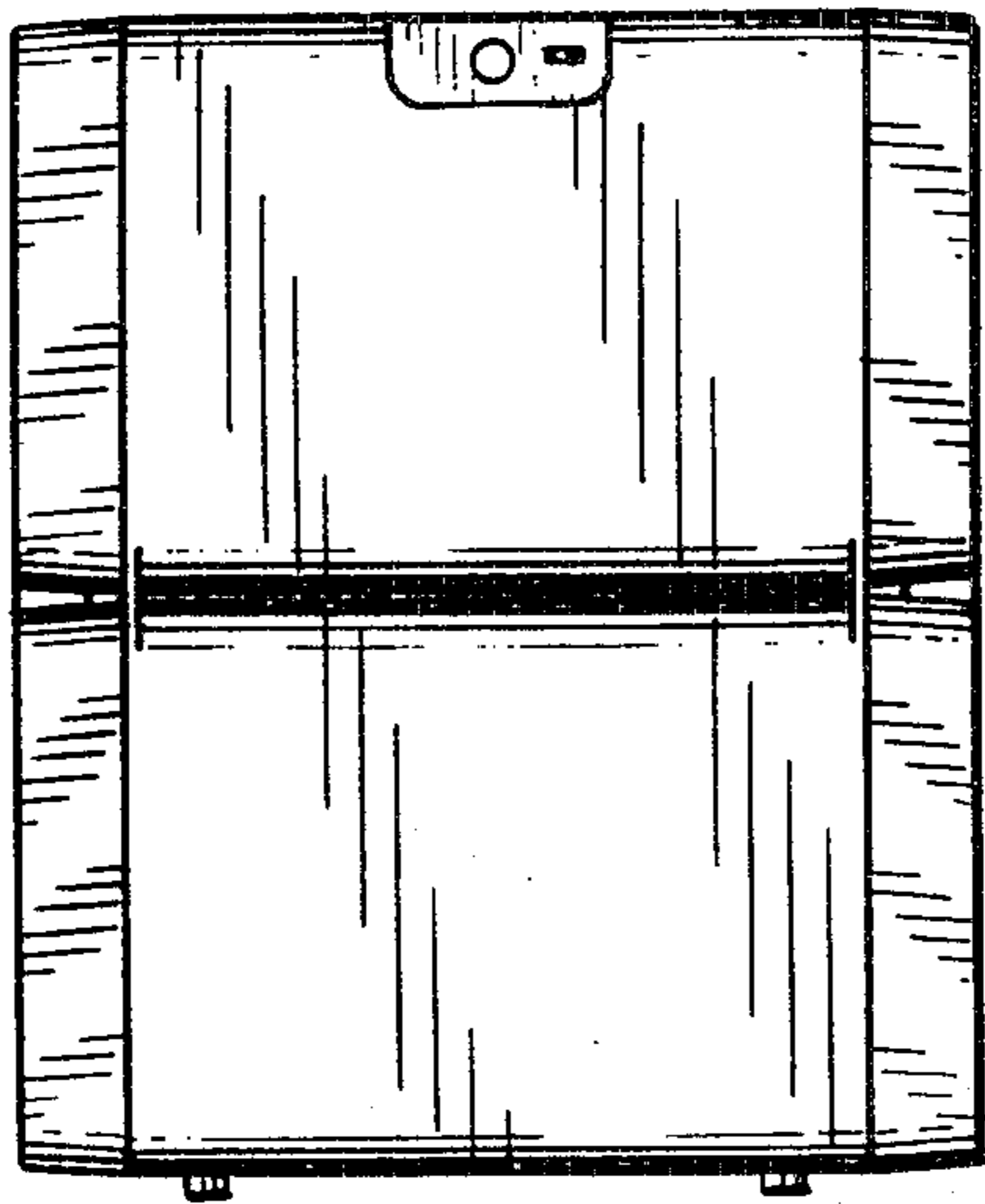
*Fig. 1.*



*Fig. 2.*



*Fig. 3.*



*Fig. 4.*

