

[54] **AN ADJUSTABLE TABLE**

[75] **Inventor: Israel Friedman, Downsview, Canada**

[73] **Assignee: ASCO Manufacturing Limited, Downsview, Canada**

[\*\*] **Term: 14 Years**

[21] **Appl. No.: 598,424**

[22] **Filed: Apr. 9, 1984**

[52] **U.S. Cl. .... D6/429; D6/431; D6/477**

[58] **Field of Search ..... D6/429, 431, 428, 486, D6/477, 478, 479**

[56] **References Cited**

**U.S. PATENT DOCUMENTS**

- D. 266,468 10/1982 YlänköD6 ..... 429 X/
- D. 270,788 10/1983 Umanoff et al. .... D6/431

- D. 274,586 7/1984 Cope et al. .... D6/431 X
- D. 274,873 7/1984 Cope et al. .... D6/428 X
- D. 277,056 1/1985 Nicholson ..... D6/429 X
- D. 280,478 9/1985 Stephens ..... D6/486 X

**OTHER PUBLICATIONS**

Moore Computer Supplies catalog, Spring/Summer, 1982, p. 42, Computer Station No. A70078.

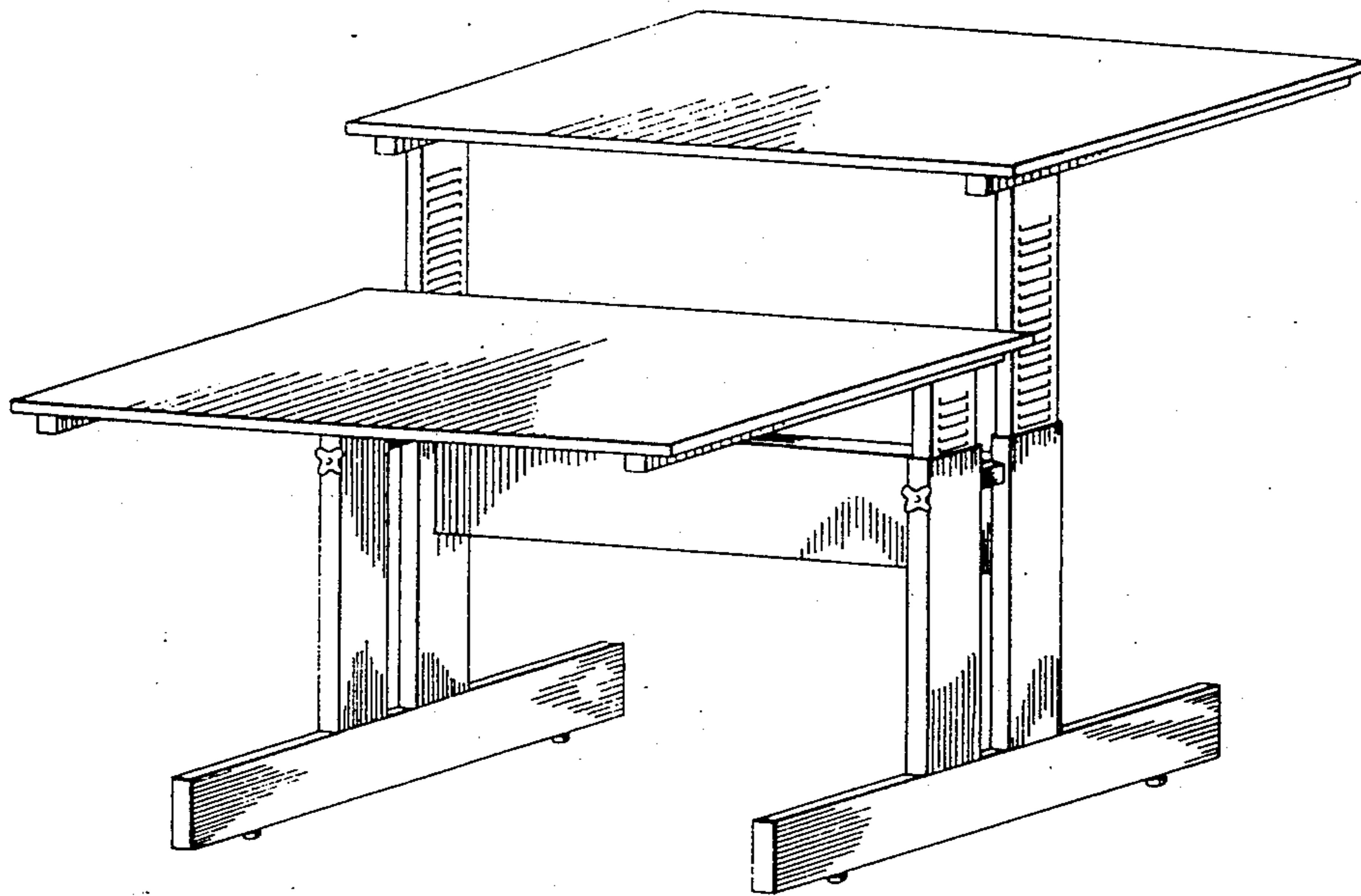
*Primary Examiner*—Bruce W. Dunkins

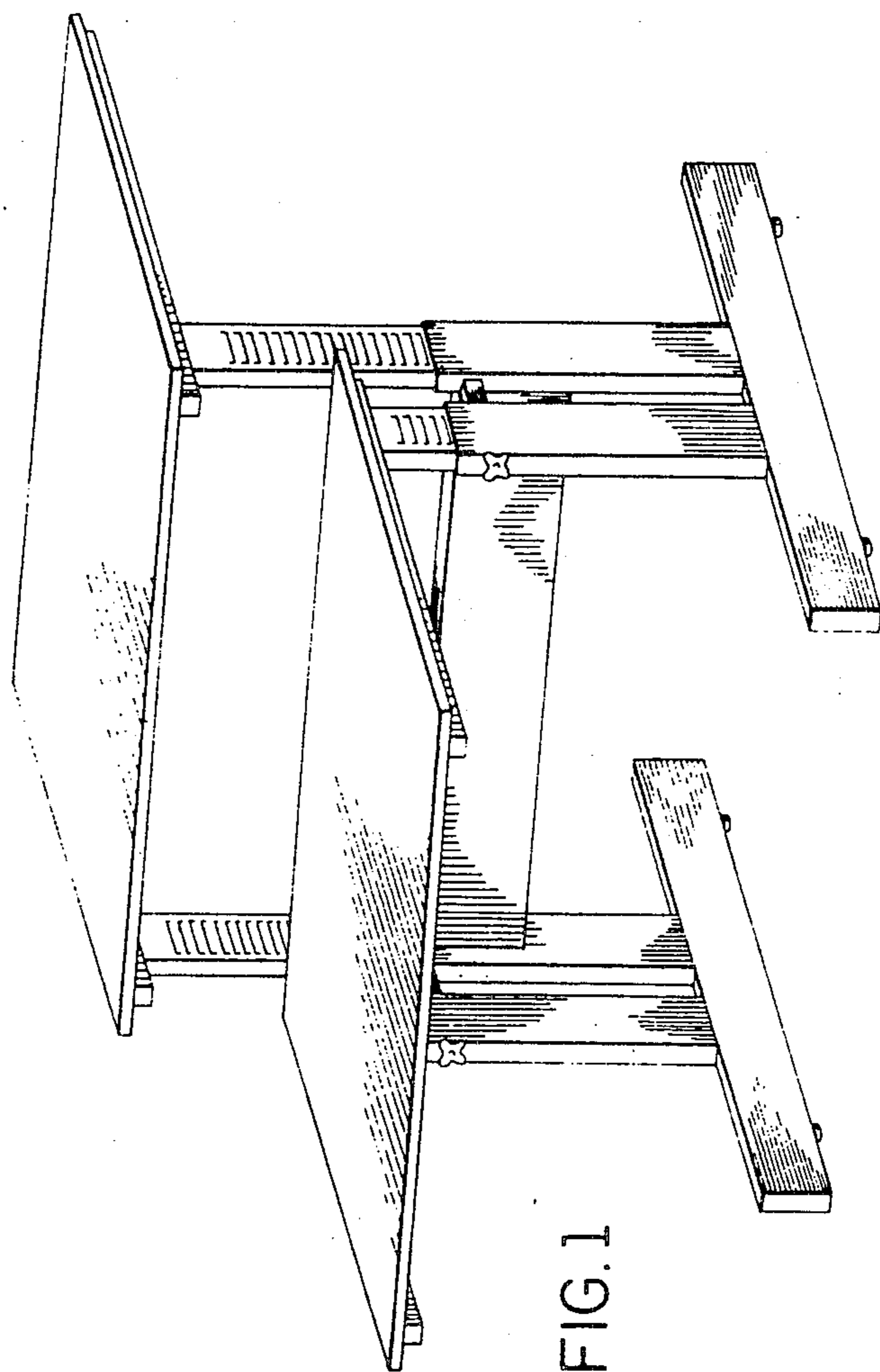
[57] **CLAIM**

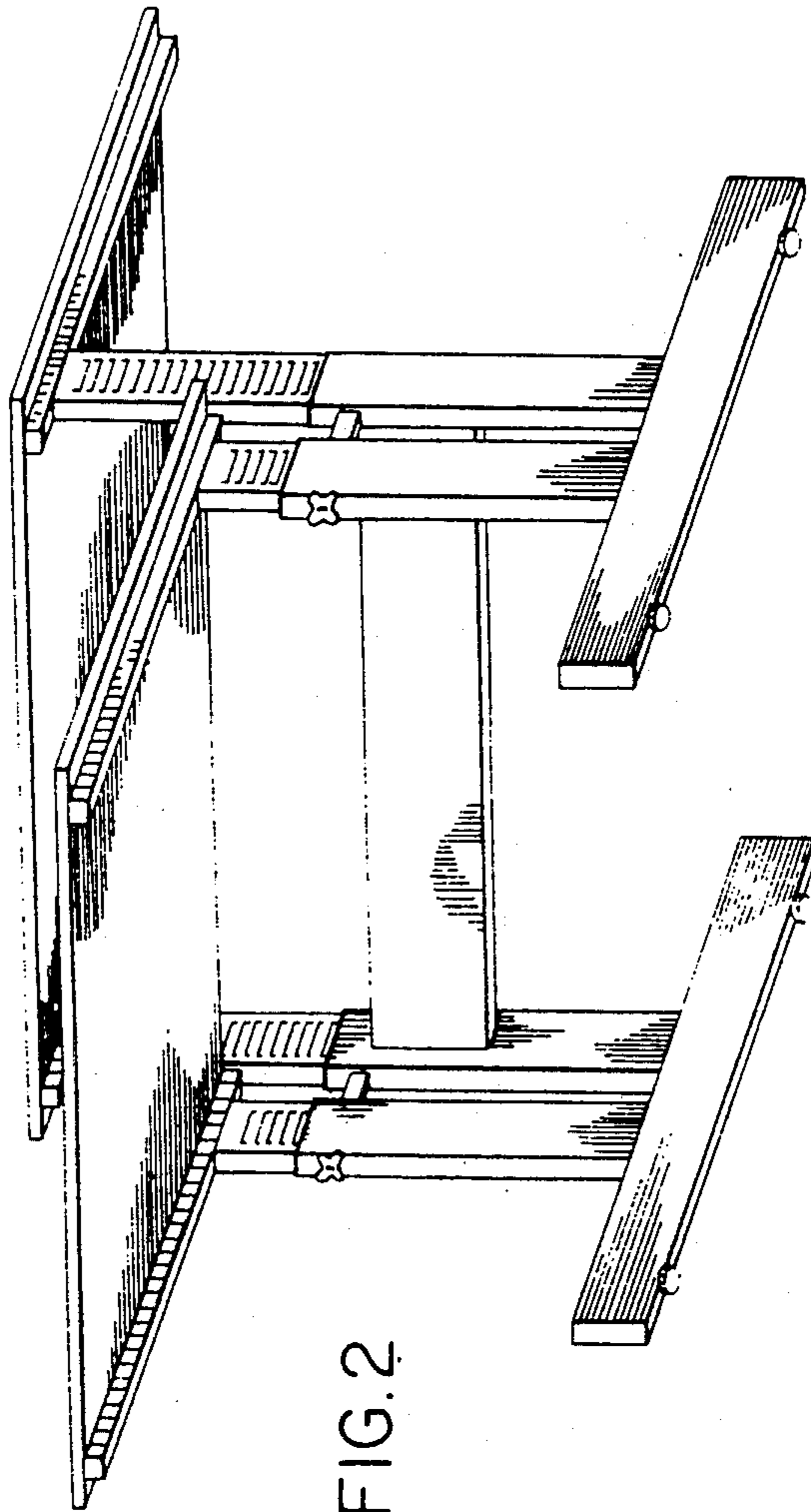
The ornamental design for an adjustable table, as shown and described.

**DESCRIPTION**

FIG. 1 is a top, perspective view of an adjustable table according to the design; and  
 FIG. 2 is an underside perspective view of FIG. 1.  
 FIG. 3 is a top plan view of FIG. 1.  
 The side of the adjustable table not shown is a mirror image of the side shown in FIG. 2.










FIG. 3