

[54] PORTABLE CART FOR AUTOMOBILE HARDTOP

[76] Inventors: Leon W. Johnson, Jr., 9130 Hwy. 5, Douglasville, Ga. 30134; Tomie L. Turner, 3220 Anderson Dr., Lithia Springs, Ga. 30057

[\*\*] Term: 14 Years

[21] Appl. No.: 867,742

[22] Filed: May 27, 1986

[52] U.S. Cl. .... D34/17; D34/23

[58] Field of Search ..... D34/17, 23; 280/79.1 A, 280/79.3, 35; 248/129; 211/13, 41; D6/462

[56] References Cited

U.S. PATENT DOCUMENTS

D. 84,868	8/1931	Beach	.....	D6/462
D. 232,624	9/1974	Shifler	.....	D12/25
D. 232,625	9/1974	Shiffet	.....	D12/2
D. 237,597	11/1975	Clarke	.....	D12/2
D. 265,517	7/1982	Dunchock	.....	D12/2
402,340	4/1889	Martin	.....	280/9
1,142,007	6/1915	Bauer	.....	40/376
1,441,264	1/1923	Bruewer	.....	269/130
2,377,023	5/1945	Milburn et al.	.....	248/119
2,466,149	4/1949	Burg	.....	280/57
2,470,054	3/1945	Schmildmeier	.....	280/49
2,681,233	9/1951	Smith	.....	280/79.3
2,861,233	11/1958	McKeown	.....	318/29
2,916,293	12/1959	Lang	.....	280/79.3
2,980,438	4/1961	Baer	.....	280/79.3
3,224,787	12/1965	Andersen	.....	280/33.99
3,540,753	11/1970	Hanson	.....	280/47.34
3,693,996	9/1972	Hardy	.....	280/47.34
3,746,358	7/1973	Swick et al.	.....	280/36
3,946,876	3/1976	Jay	.....	211/60
3,953,047	4/1976	Morgan	.....	280/639
4,085,844	4/1978	Dunchock	.....	206/335

4,326,726	4/1982	Dunchock	.....	280/79.1
4,360,211	11/1982	Blake	.....	280/79.3
4,407,521	10/1983	Zeitlin	.....	280/655

FOREIGN PATENT DOCUMENTS

96505	7/1963	Denmark	.....	280/79.3
-------	--------	---------	-------	----------

OTHER PUBLICATIONS

Accessories for Mercedes-Benz 450 SL, SL Container Corp. brochure, May/Jun. 1980, pp. 9 & 10.  
Mercedes-Benz 280 SL Cart & Cover brochure, SL Container Corp., 1 page.


Primary Examiner—James M. Gandy  
Assistant Examiner—Kay H. Chin  
Attorney, Agent, or Firm—Thomas & Kennedy


[57] CLAIM

The ornamental design for a portable cart for automobile hardtop, as shown and described.

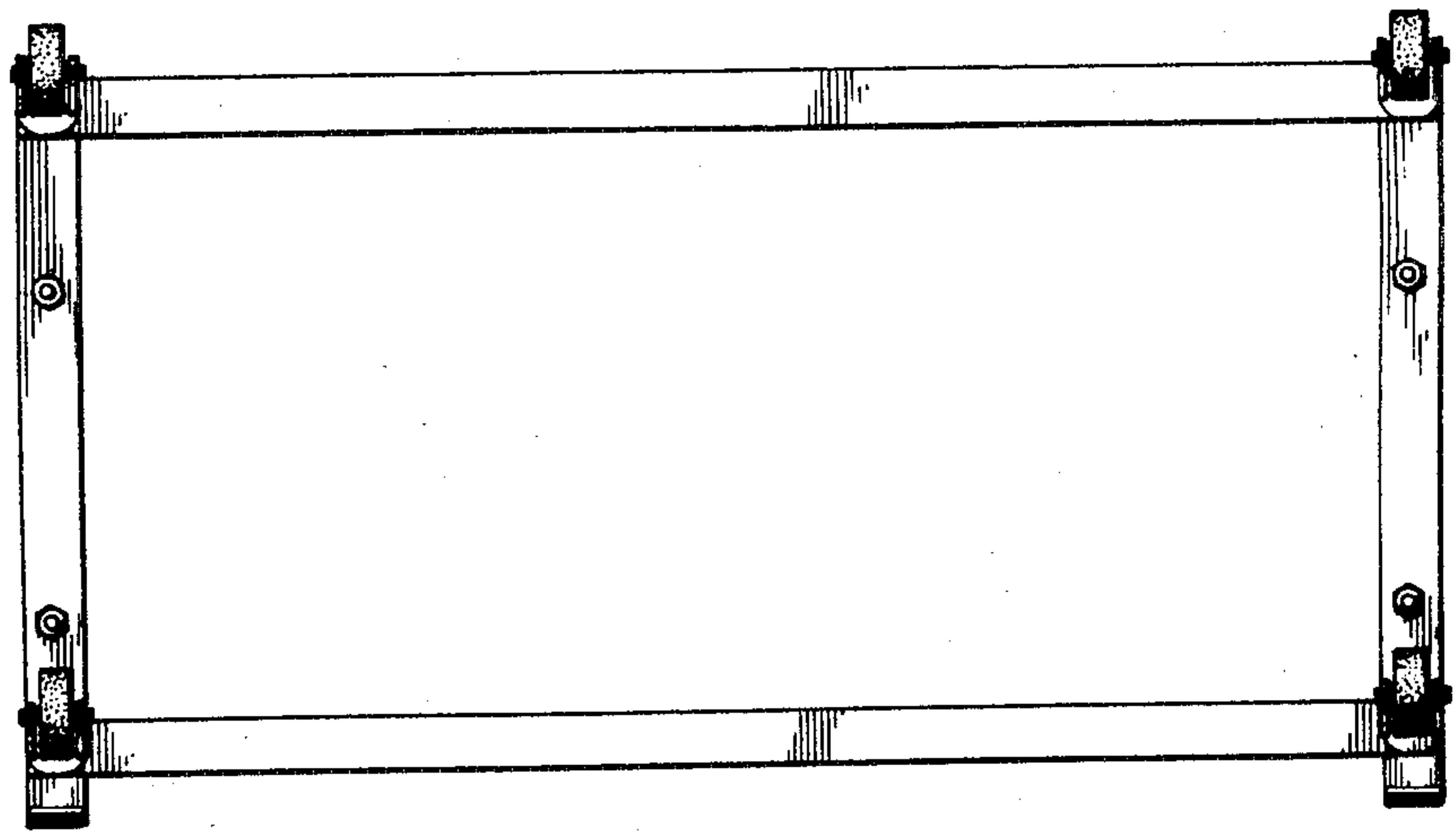
DESCRIPTION

FIG. 1 is a front perspective view of a portable cart for automobile hardtop showing our new design;  
FIG. 2 is a front elevational view thereof;  
FIG. 3 is a bottom plan view thereof;  
FIG. 4 is a top plan view thereof;  
FIG. 5 is a left side elevational view thereof, with the right side being a mirror image;  
FIG. 6 is a rear elevational view thereof;  
FIG. 7 is a front perspective view of a portable cart for automobile hardtop showing a second embodiment of our new design;  
FIG. 8 is a front elevational view of FIG. 7;  
FIG. 9 is a top plan view of FIG. 7;  
FIG. 10 is a left side elevational view of FIG. 7, with the opposite side being a mirror image;  
FIG. 11 is a bottom plan view of FIG. 7;  
FIG. 12 is a rear elevational view of FIG. 7.






**FIG 1**

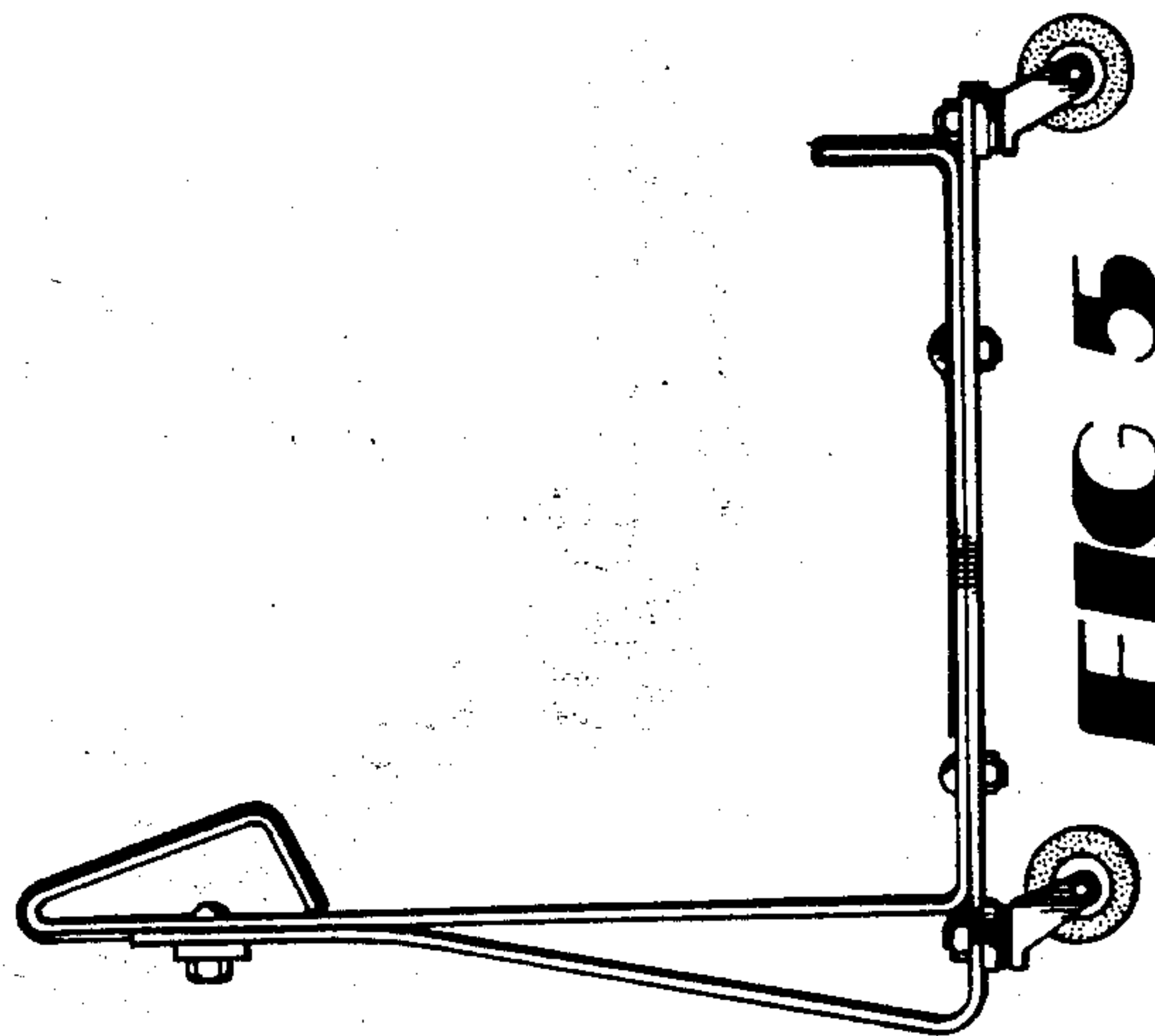


**FIG 3**




**FIG 2**


**FIG 4**



**FIG 5**

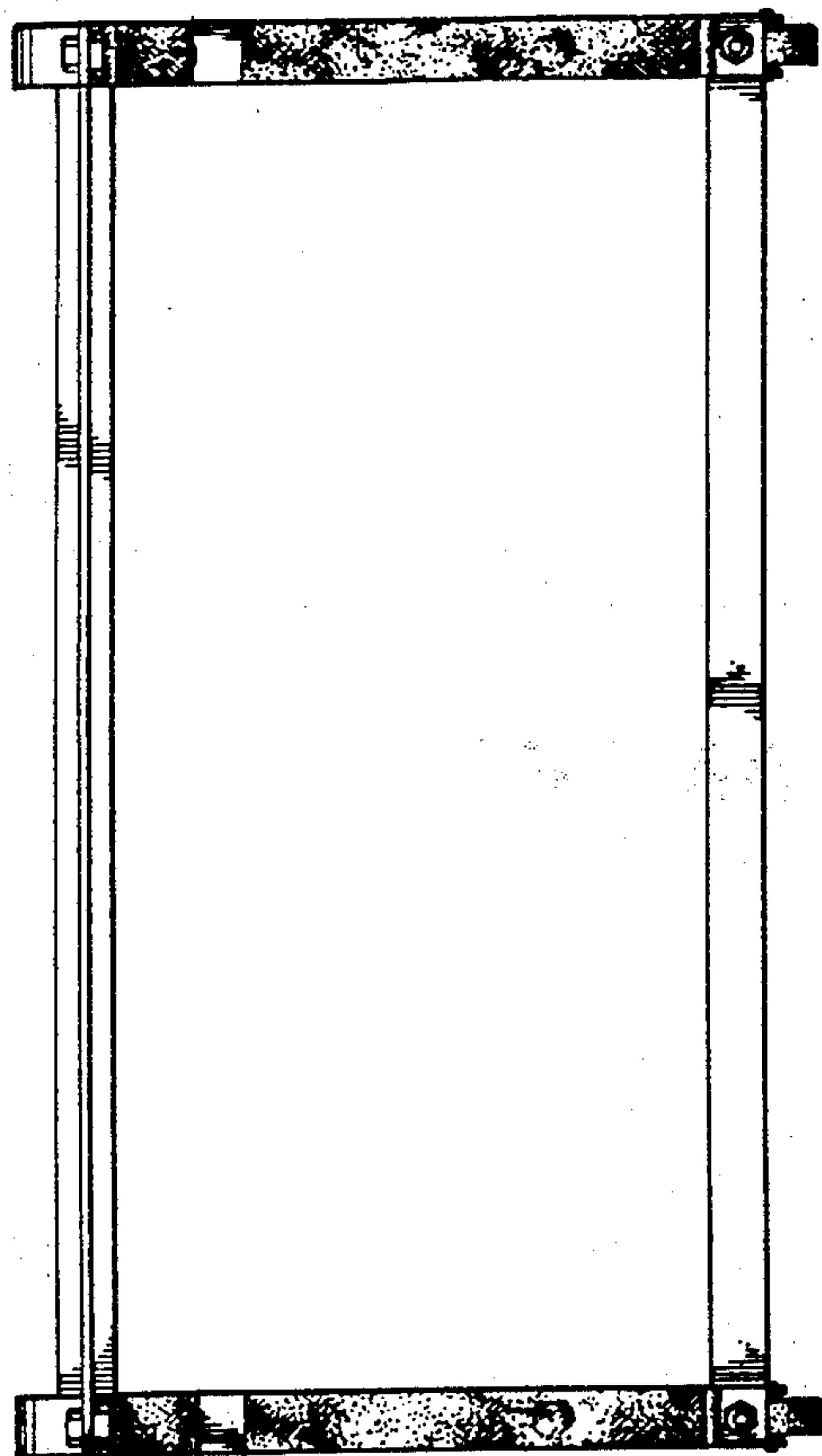


**FIG 6**

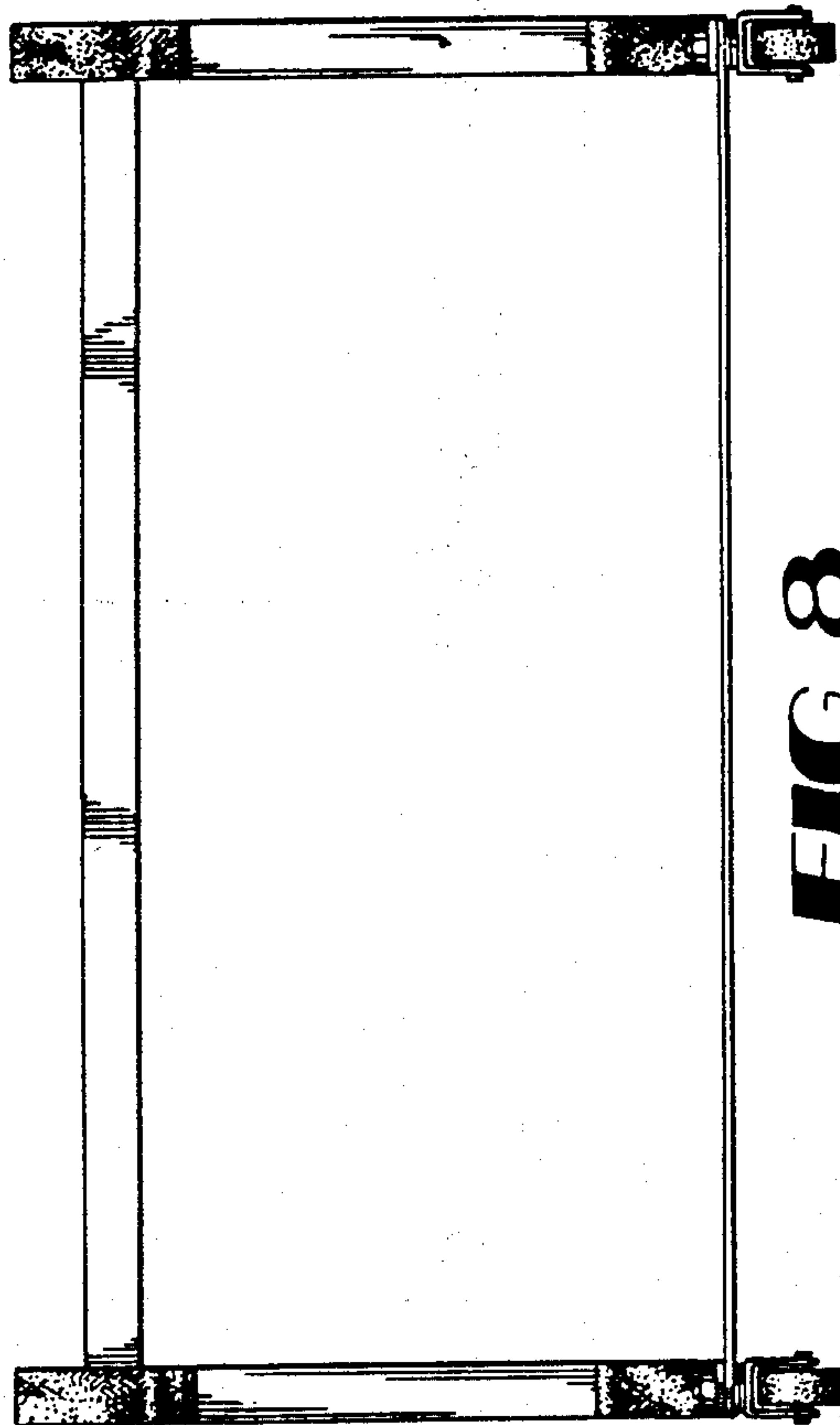


**FIG 7**

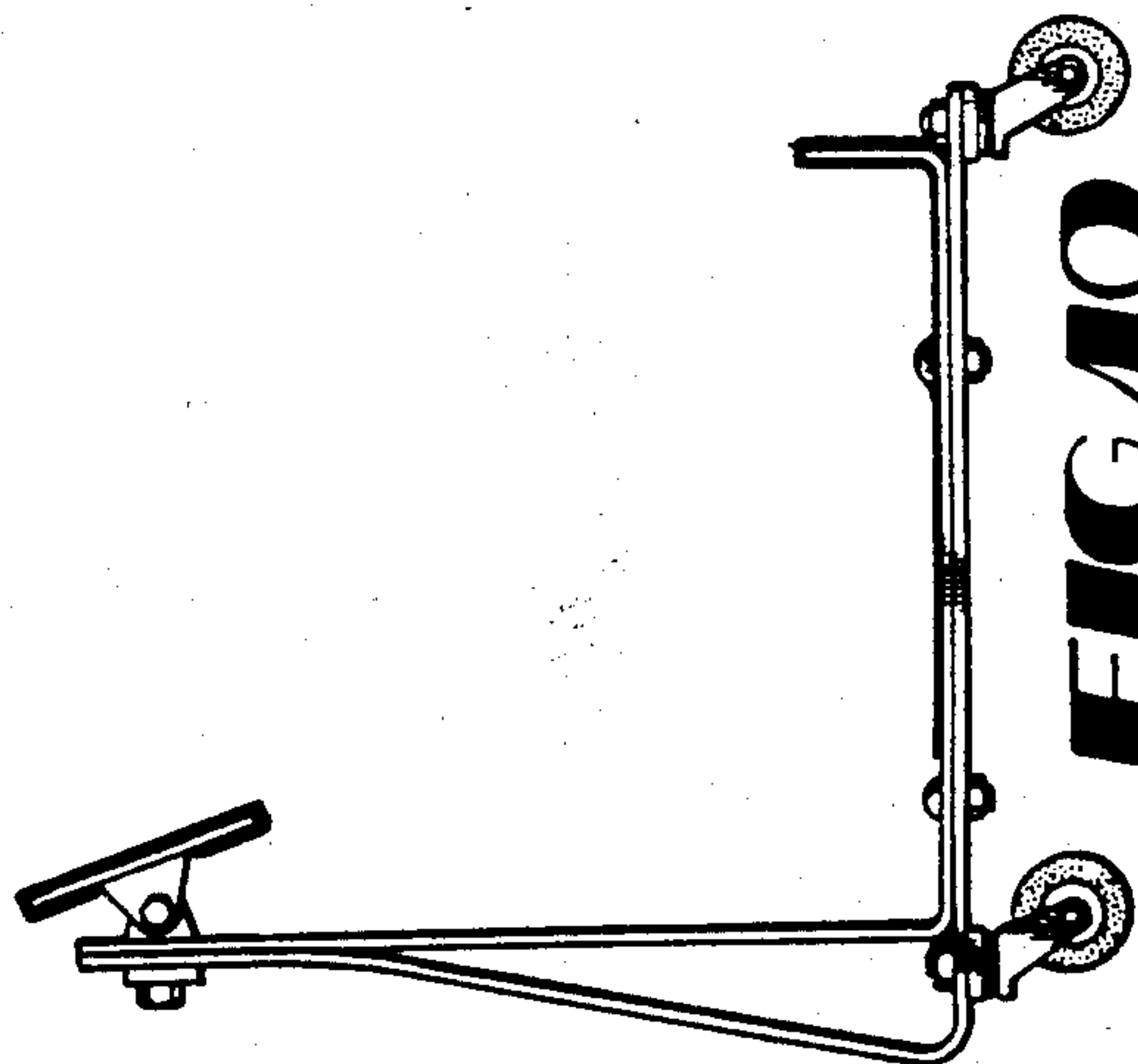




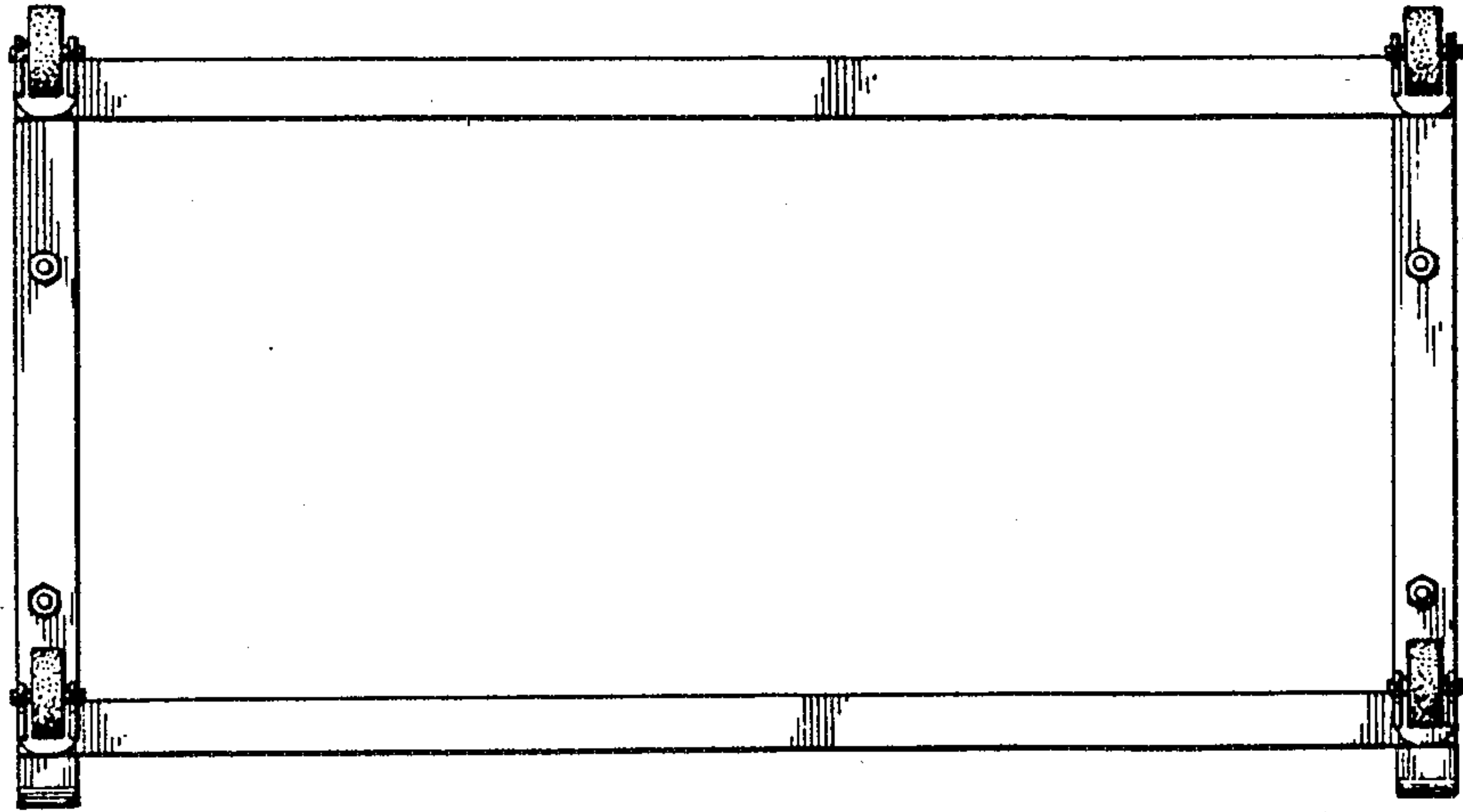
**FIG 9**



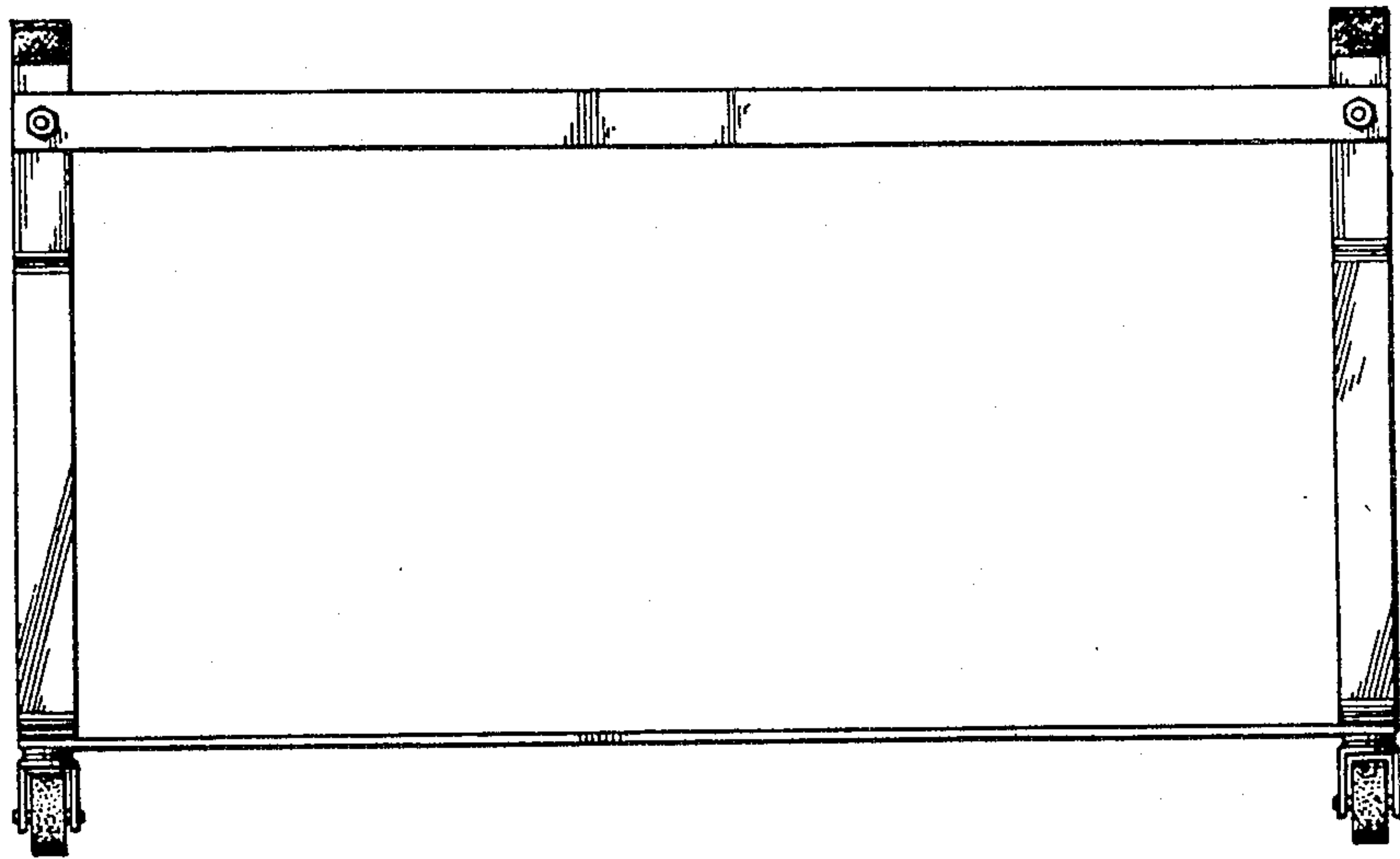
**FIG 8**



**FIG 10**



**FIG 11**



**FIG 12**