

[54] **BRACKET COMPONENT FOR FORMING A STAIRCASE**

[75] **Inventor: Harold M. Gould, Sittingbourne, United Kingdom**

[73] **Assignee: Wards Construction (Overseas) Limited, Irish Town, Gibraltar**

[**] **Term: 14 Years**

[21] **Appl. No.: 715,301**

[22] **Filed: Feb. 29, 1984**

[30] **Foreign Application Priority Data**

Sep. 1, 1983 [GB] United Kingdom 1014891
Sep. 1, 1983 [GB] United Kingdom 1014893

[52] **U.S. Cl. D25/73; D8/354; D25/38; D25/77**

[58] **Field of Search D8/354, 380; 52/182-197; D25/38, 73, 77; 256/59**

[56] **References Cited**

U.S. PATENT DOCUMENTS

D. 240,896 8/1976 Ward D8/354
1,547,254 7/1925 McClure 52/187

4,041,662 8/1977 Ward 52/182 X
4,361,991 12/1982 Wiese 52/183 X

Primary Examiner—A. Hugo Word
Attorney, Agent, or Firm—Banner, Birch, McKie & Beckett

[57] **CLAIM**

The ornamental design of a bracket component for forming a staircase, substantially as shown and described.

DESCRIPTION

FIG. 1 is a front perspective view from above and one side of one embodiment of a bracket component for forming a staircase;

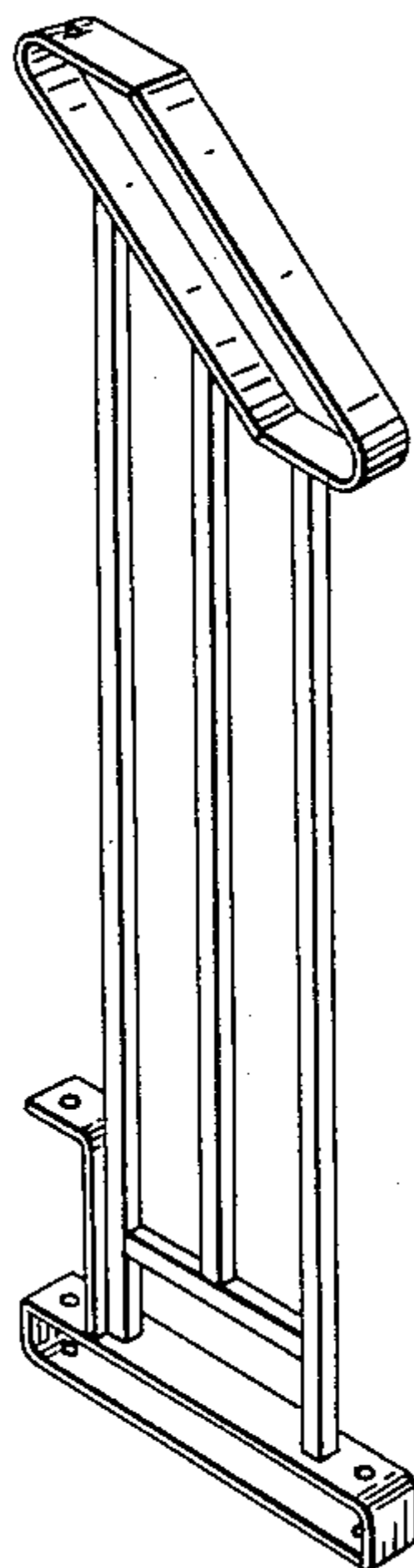
FIG. 2 is a side elevational view of the component of FIG. 1;

FIG. 3 is a rear elevational view of component of FIG. 1;

FIG. 4 is a front perspective view from above and one side of a second embodiment of the component;

FIG. 5 is a side elevational view of the component of FIG. 4; and

FIG. 6 is a rear elevational view of the component of FIG. 4.



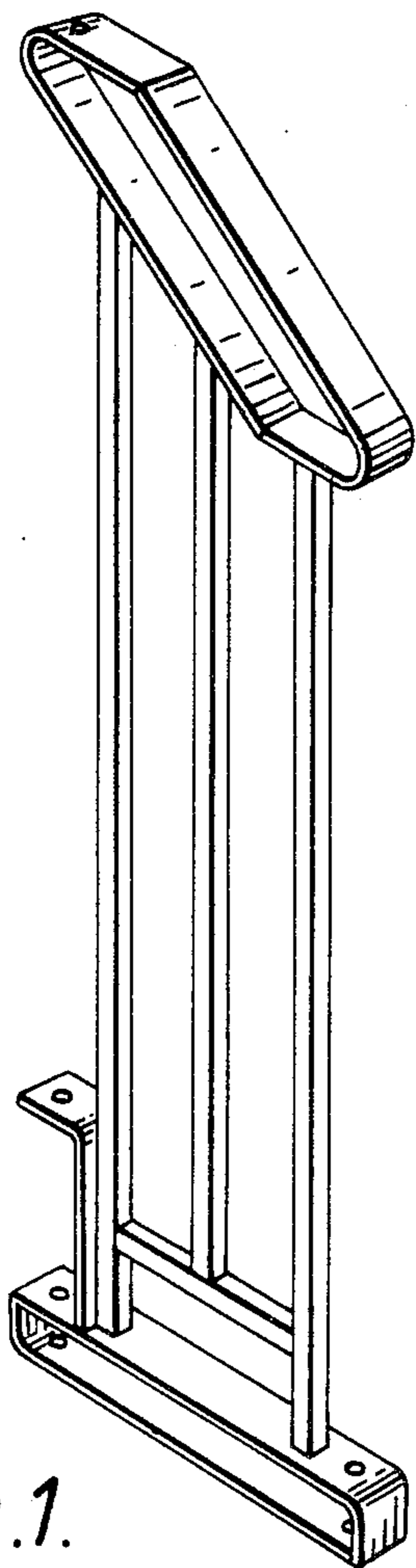


Fig. 1.

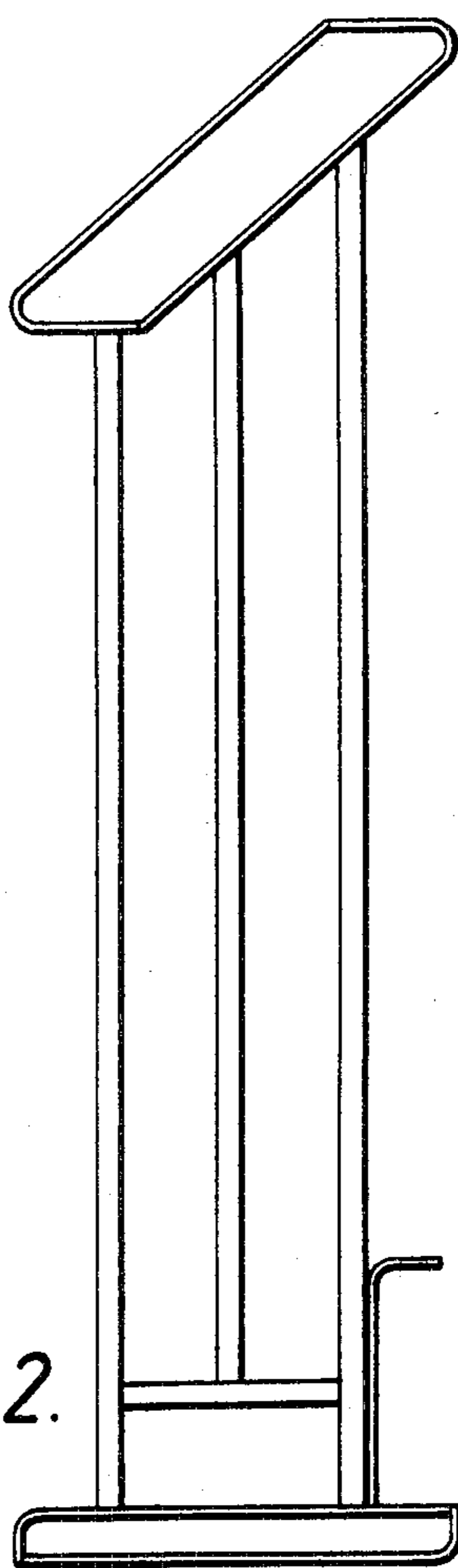


Fig. 2.



Fig. 3.

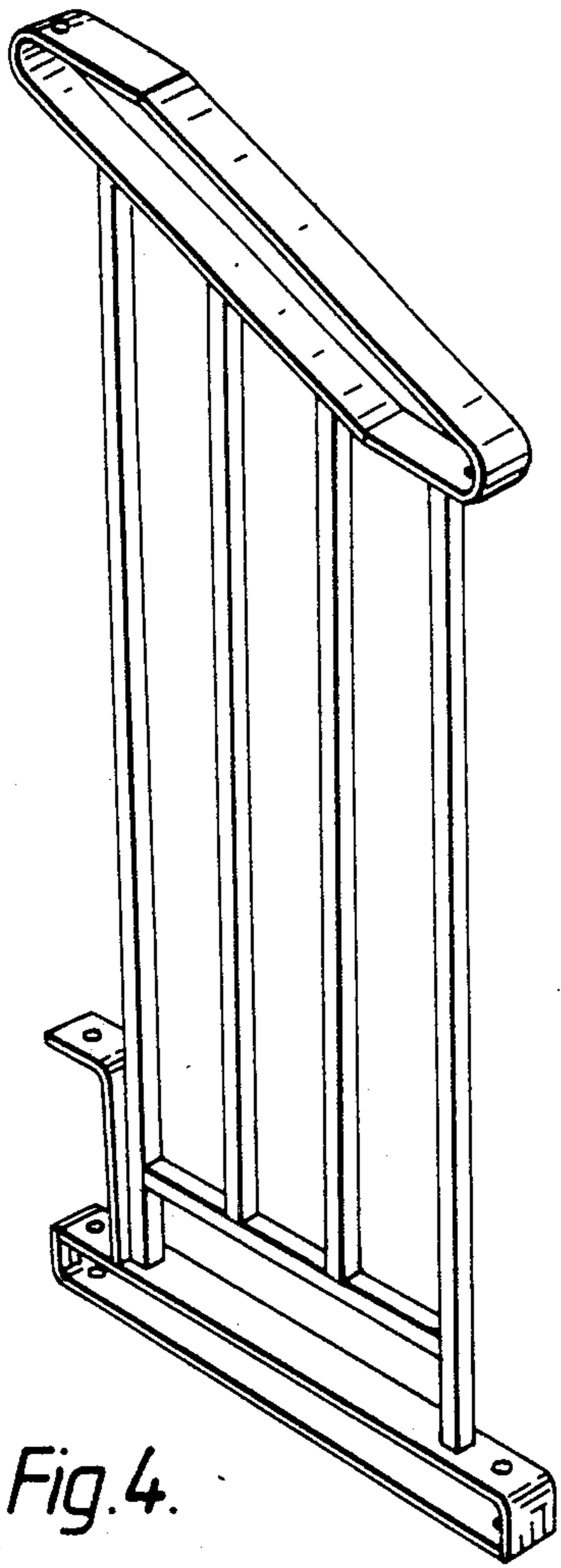


Fig. 4.

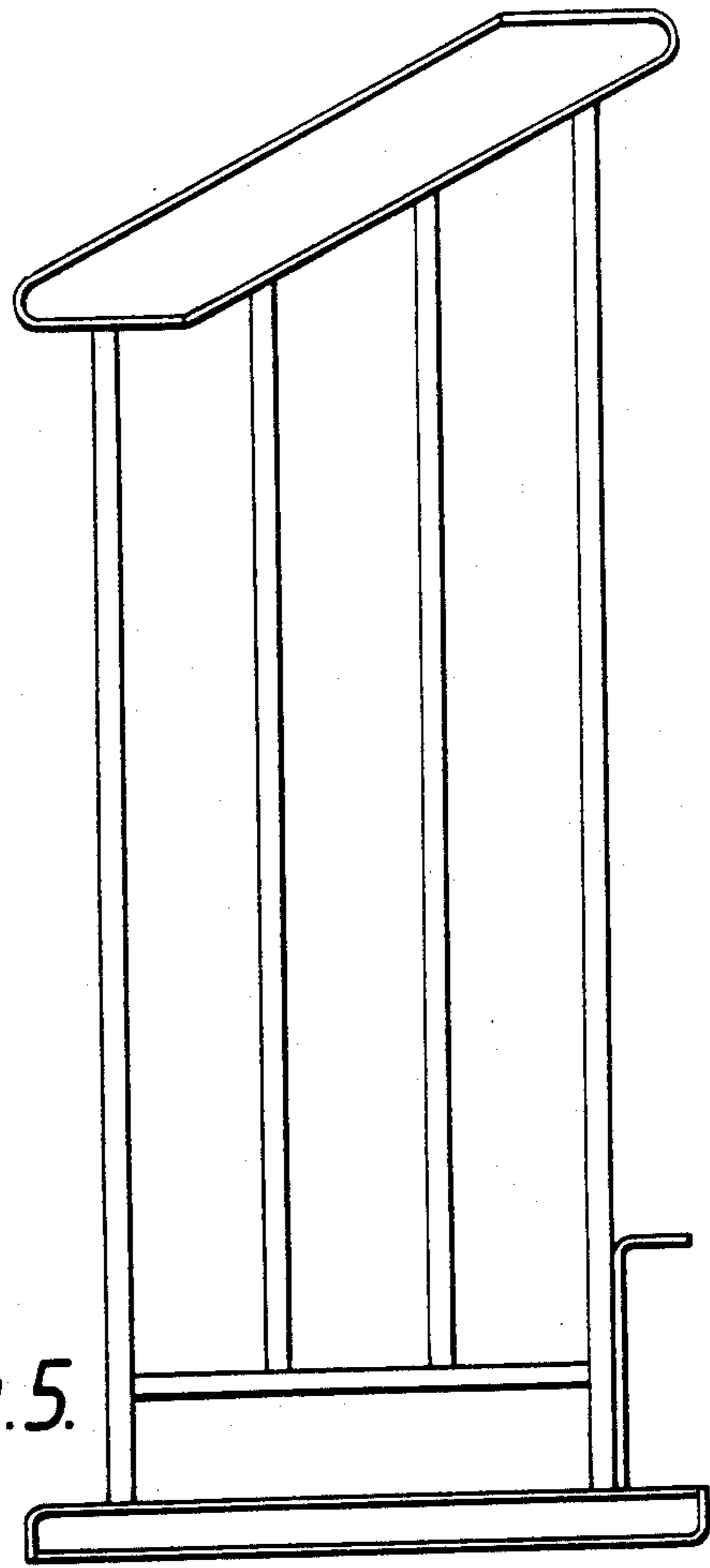


Fig. 5.



Fig. 6.