

[54] COMBINED SEAT AND WATER CLOSET
 [76] Inventor: J. Les Campbell, 709 Bethlehem Pike,
 Philadelphia, Pa. 19118
 [**] Term: 14 Years
 [21] Appl. No.: 663,061
 [22] Filed: Oct. 17, 1984
 [52] U.S. Cl. D23/49
 [58] Field of Search D23/48-51,
 D23/59, 65-68; 4/312, 664, DIG. 1

D. 281,714 12/1985 Morris et al. D23/49
 2,611,134 9/1952 Jarrett et al. 4/312
 3,436,767 4/1969 Colonna 4/312
 3,829,906 8/1974 McPhee 4/312
 4,030,145 6/1977 Rowan 4/664
 4,089,073 5/1978 Campbell 4/312 X

Primary Examiner—James R. Largen

[57] CLAIM

The ornamental design for a combined seat and water closet, substantially as shown and described.

DESCRIPTION

FIG. 1 is a perspective view taken from the top, front and left side of a combined seat and water closet showing my new design;

FIG. 2 is a front elevational view thereof;

FIG. 3 is a left side elevational view thereof;

FIG. 4 is a right side elevational view thereof;

FIG. 5 is a top plan view thereof;

FIG. 6 is a reduced scale bottom plan view thereof; and

FIG. 7 is a reduced scale rear elevational view thereof.

[56] References Cited

U.S. PATENT DOCUMENTS

D. 90,837 10/1933 Davison D23/49
 D. 197,946 4/1964 Tiller D23/49
 D. 219,341 12/1970 Jacoby et al. D23/49
 D. 233,149 10/1974 Campbell D23/49
 D. 240,627 7/1976 Morris D23/49
 D. 251,065 2/1979 Campbell D23/49
 D. 251,732 5/1979 Kann D23/49
 D. 265,235 6/1982 Keller D23/49

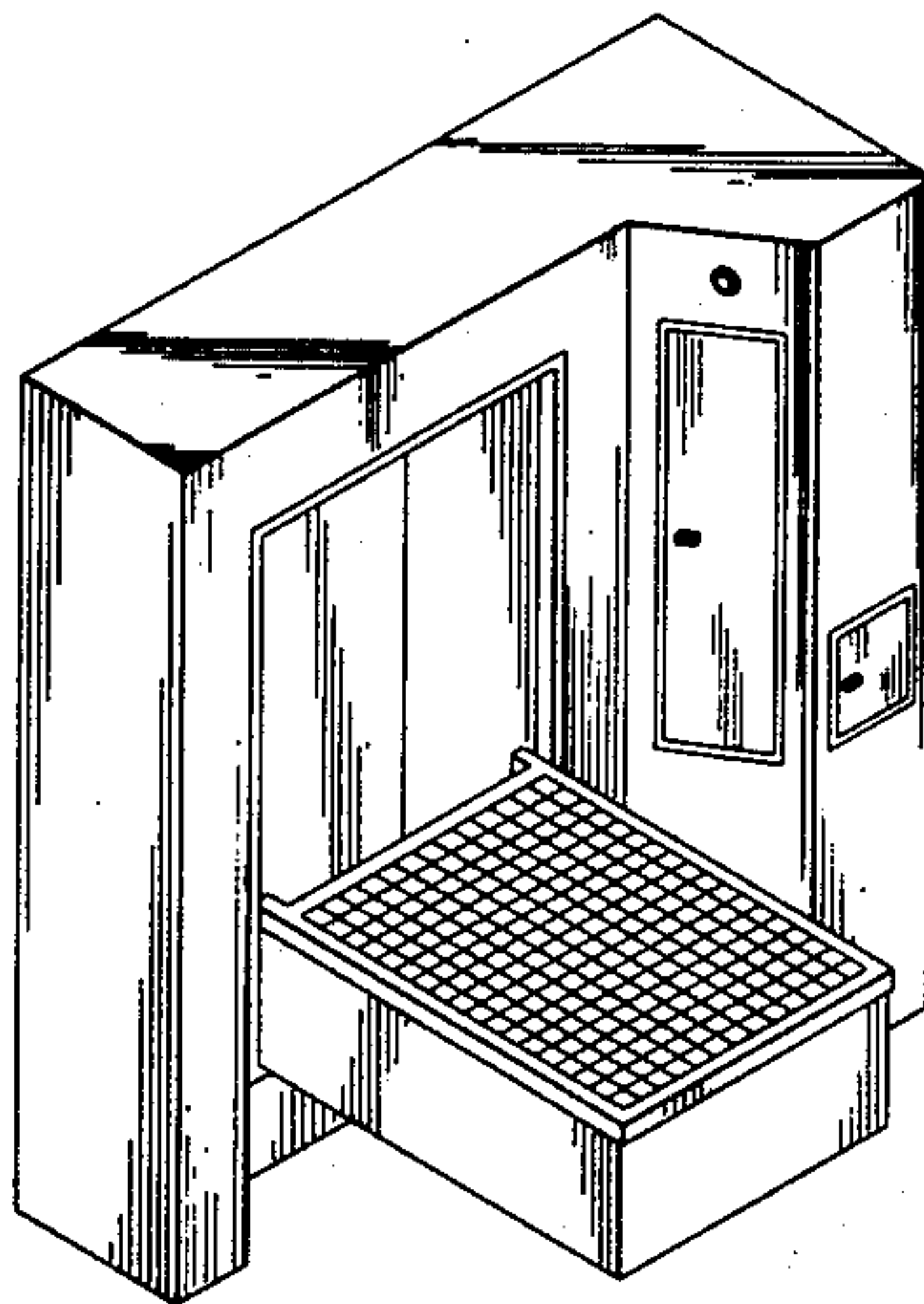


FIG. 1

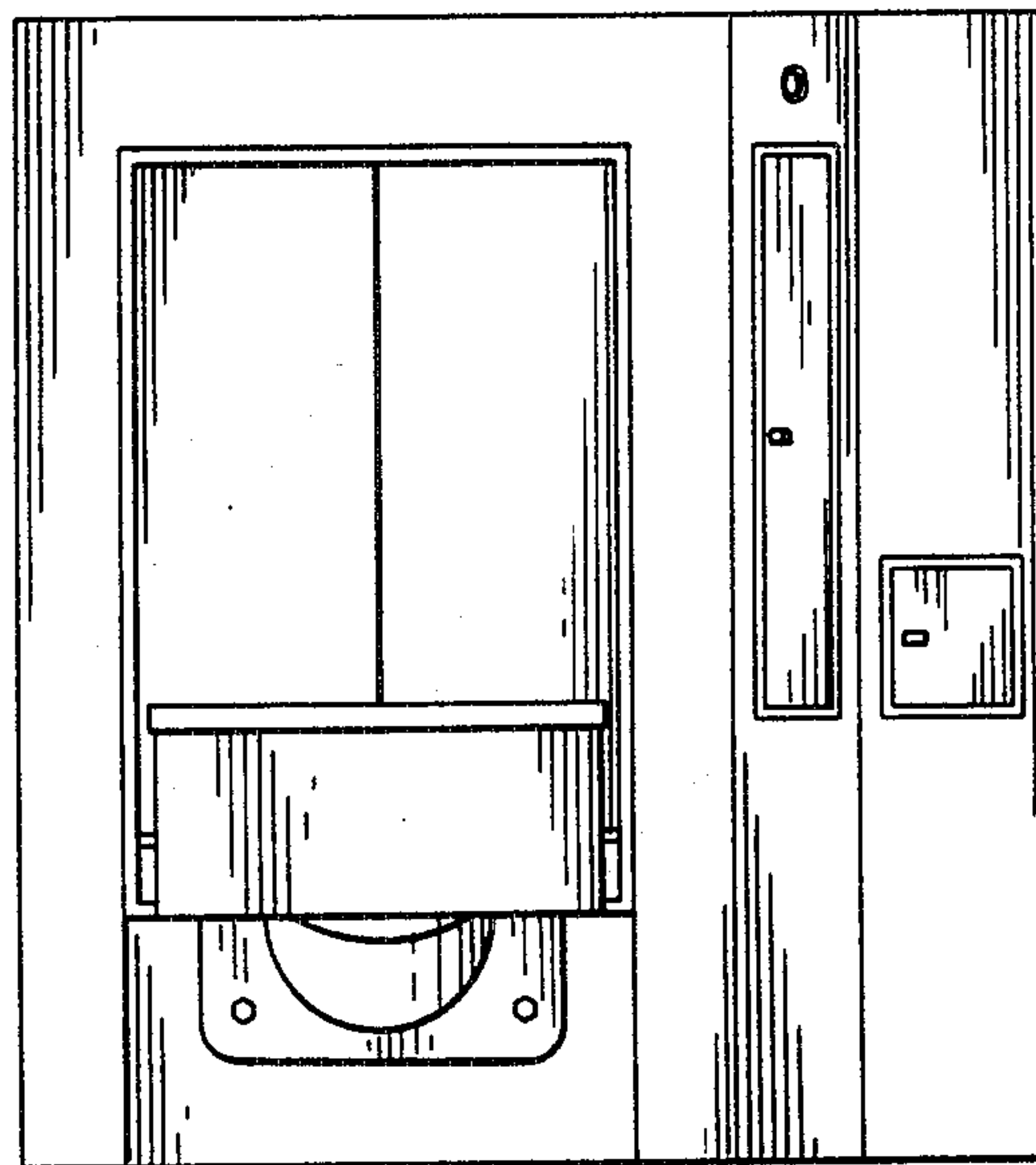
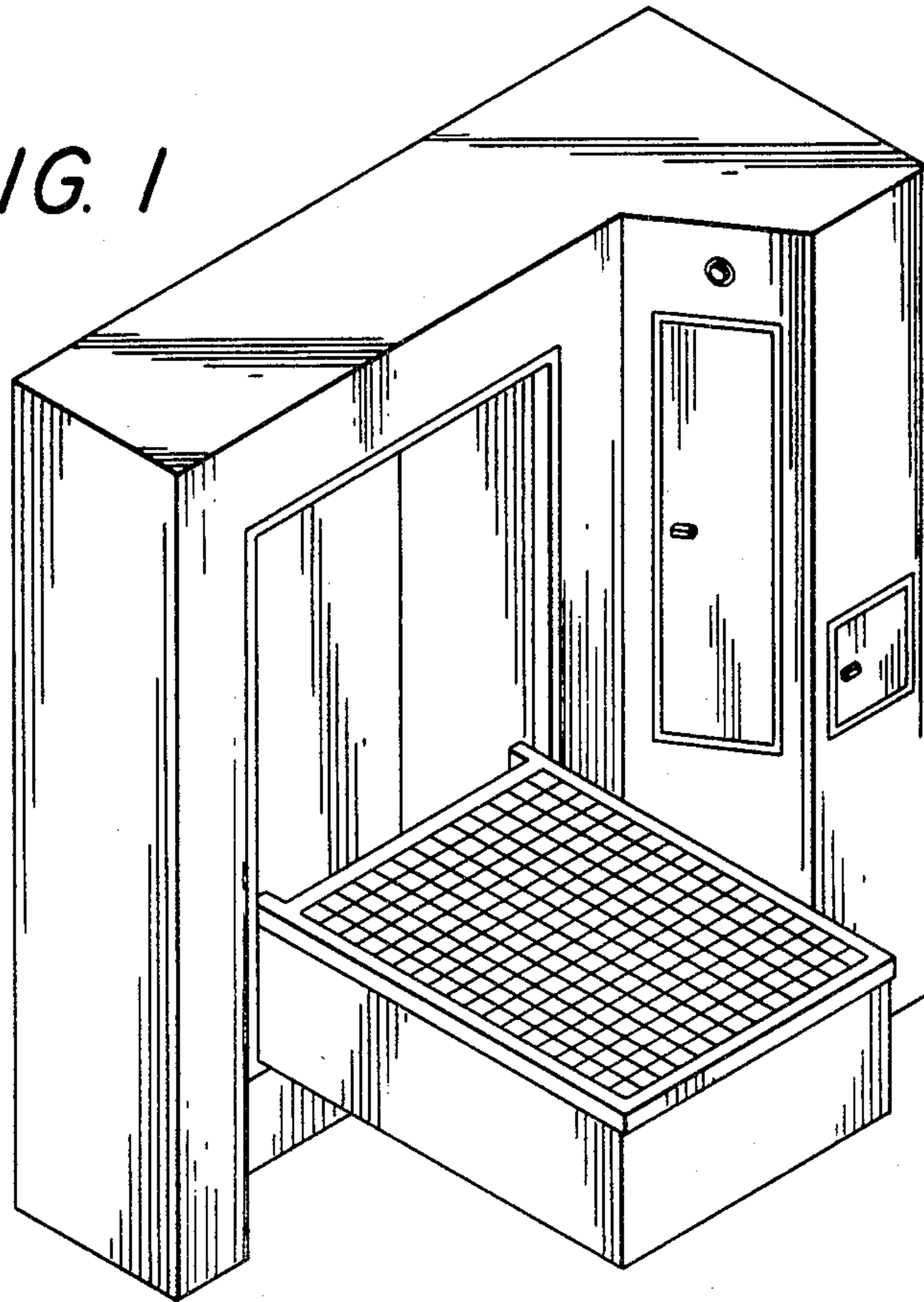


FIG. 2

