

[54] TOP CASING FOR A WRISTWATCH PLUS COMPASS

[75] Inventor: Armand Flury, Bienne, Switzerland

[73] Assignee: Candino Watch Co. AG, Switzerland

[**] Term: 14 Years

[21] Appl. No.: 593,957

[22] Filed: Mar. 27, 1984

[30] Foreign Application Priority Data

Sep. 27, 1983 [XH] Hague 73 491

[52] U.S. Cl. D10/31; D10/68

[58] Field of Search D10/30-33, D10/37-39, 68, 122-128; D11/2-4, 15, 18-21, 25; 368/276-278, 280-283, 285, 294, 295

[56] References Cited

U.S. PATENT DOCUMENTS

D. 115,072	5/1939	Shillaber	D10/68 X
D. 135,635	5/1943	VonBurg	D10/68 X
D. 159,416	7/1950	Kahn	D10/68 X
D. 238,660	2/1976	Ruefli	D10/39
D. 243,072	1/1977	Spinosa et al.	D10/68

OTHER PUBLICATIONS

Skin Diver, 4/1971, p. 16—Underwater Compass at page bottom.

Primary Examiner—Louis S. Zarfes
Attorney, Agent, or Firm—McGlew and Tuttle

[57] CLAIM

The ornamental design for a top casing for a wristwatch plus compass, as shown and described.

DESCRIPTION

FIG. 1 is a top plan view of a top casing for a combined wristwatch and compass showing my new design; FIG. 2 is a top perspective view of the ornamental design shown in FIG. 1, showing the wristwatch pivoted slightly off the underlying compass; FIG. 3 is a view similar to FIG. 1 showing the top casing for a wristwatch plus compass with the wristwatch portion removed to reveal the compass; FIG. 4 is a side elevational view of the top casing for a wristwatch plus compass shown in FIG. 1; and FIG. 5 is a side elevational view, similar to FIG. 4, showing the side of the top casing for a wristwatch plus compass opposite from that of FIG. 4. The broken line showing a watchband is for illustrative purposes only and forms no part of the claimed design.





FIG. 1




FIG. 2




FIG. 3

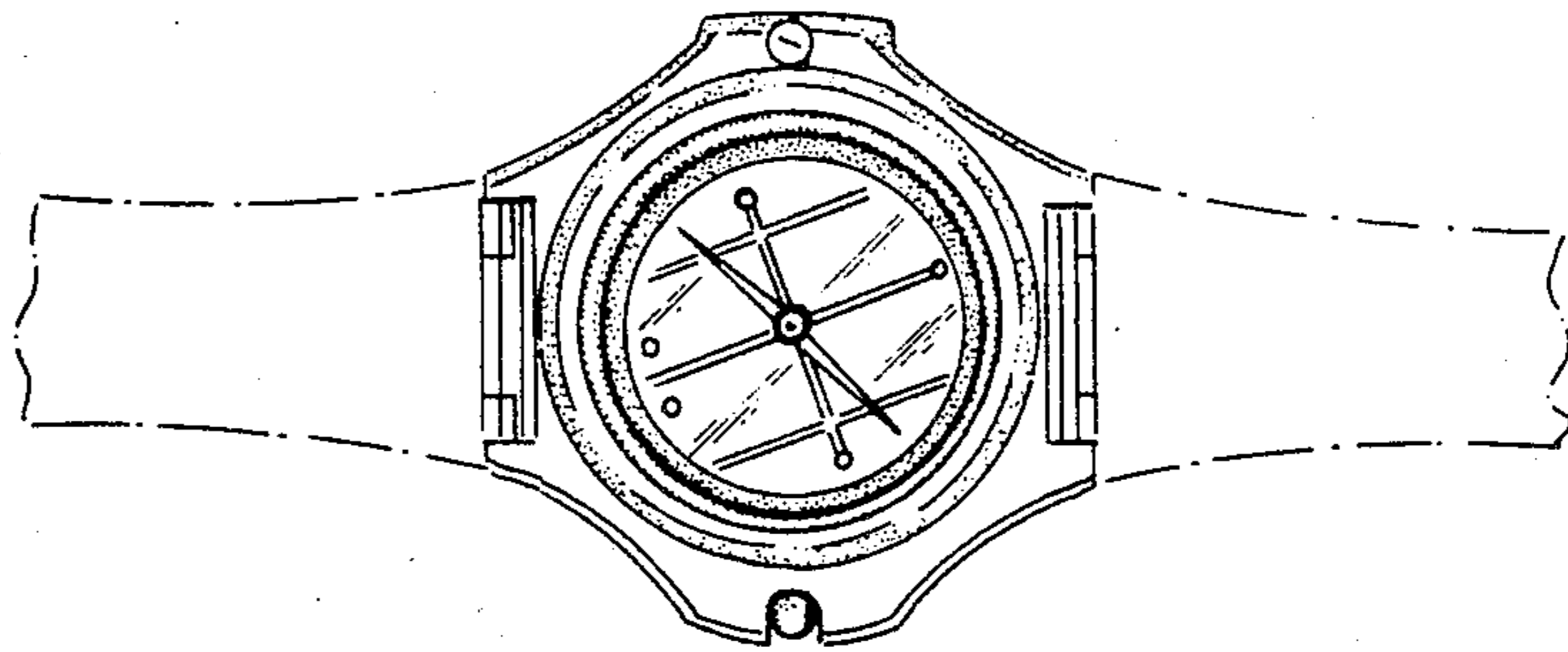


FIG. 4

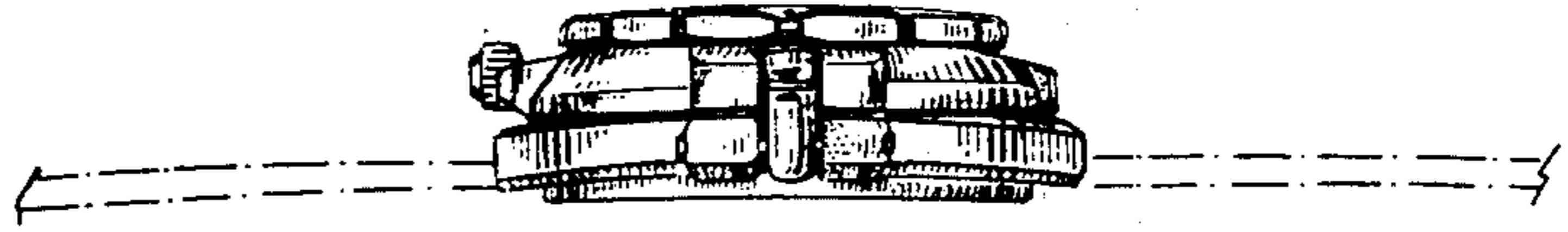


FIG. 5

