

[54] ANIMAL SKINNING HOLDER

[76] Inventor: Doyle R. Hudson, 2403 N. 8th St., West Monroe, La. 71291

[\*\*] Term: 14 Years

[21] Appl. No.: 727,016

[22] Filed: Apr. 25, 1985

[52] U.S. Cl. .... D8/373; D8/367; D8/371

[58] Field of Search ..... D8/373, 372; 248/215, 248/302, 303; 211/80; 24/132

[56] References Cited

U.S. PATENT DOCUMENTS

D. 31,631	10/1899	Rawley	.....	D8/370
D. 216,680	3/1970	Hulsey	.....	D8/372
D. 246,827	1/1978	Crawford	.....	D8/372
287,745	10/1883	Warne	.....	248/215
671,900	4/1901	Stanert	.....	248/304
957,344	5/1910	Kanserlik	.....	17/44.3
1,248,843	12/1917	Gay	.....	17/44.2
1,452,704	4/1928	Poulin et al.	.....	D8/349
3,137,030	6/1964	Vарner	.....	17/44.2
3,568,243	3/1971	Hines	.....	17/44.2

3,570,049	3/1971	Muckelrath	.....	17/44.2
3,820,195	6/1974	Hutzell	.....	17/44.2

FOREIGN PATENT DOCUMENTS

1457140	9/1966	France	.....	17/44.2
---------	--------	--------	-------	---------

Primary Examiner—Wallace R. Burke

Assistant Examiner—Horace B. Fay

Attorney, Agent, or Firm—Norvell E. Von Behren

[57] CLAIM

The ornamental design for an animal skinning holder, substantially as shown and described.

DESCRIPTION

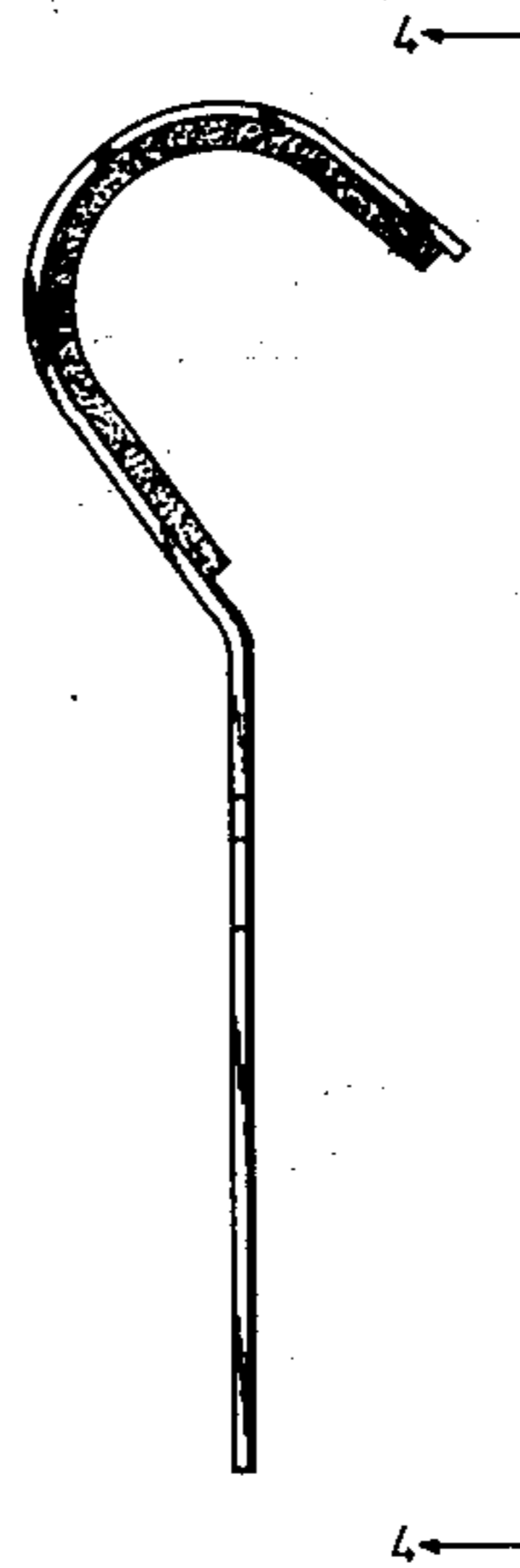
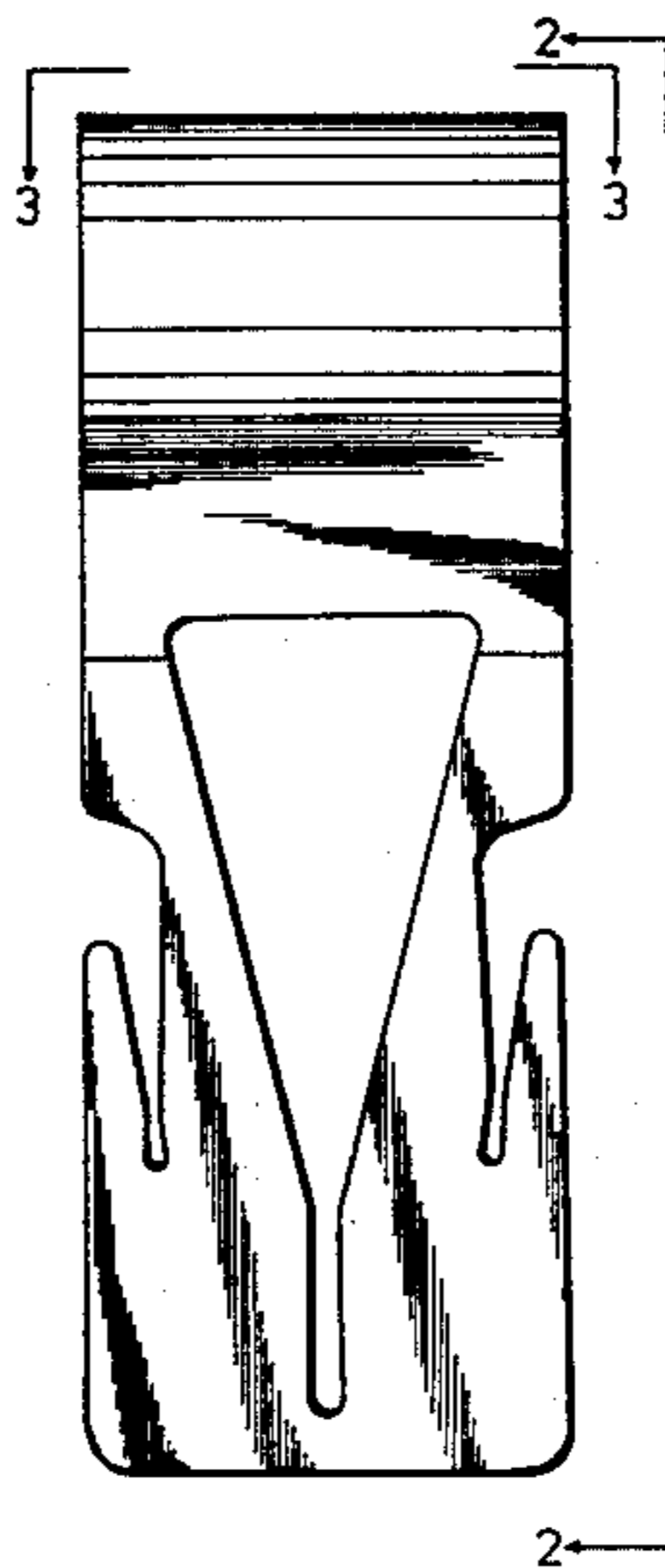
FIG. 1 is a front elevational view of an animal skinning holder showing my new design.

FIG. 2 is right-side elevational view, taken along line 2—2 of FIG. 1, the left-side elevational view being a mirror image thereof.

FIG. 3 is a top plan view, taken along line 3—3 of FIG. 1.

FIG. 4 is a rear elevational view, taken along line 4—4 of FIG. 2.

FIG. 5 is a bottom plan view, taken along line 5—5 of FIG. 4.



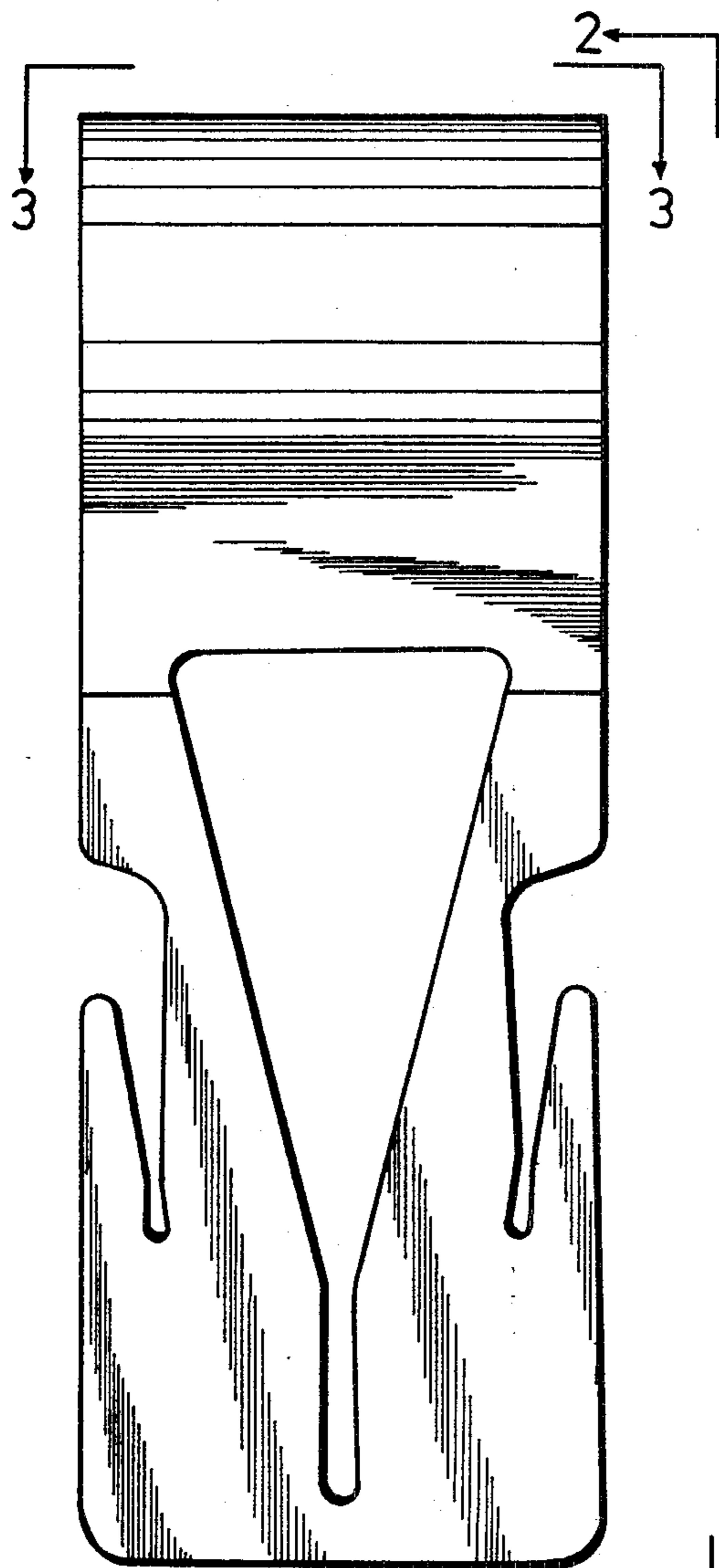


FIG-1

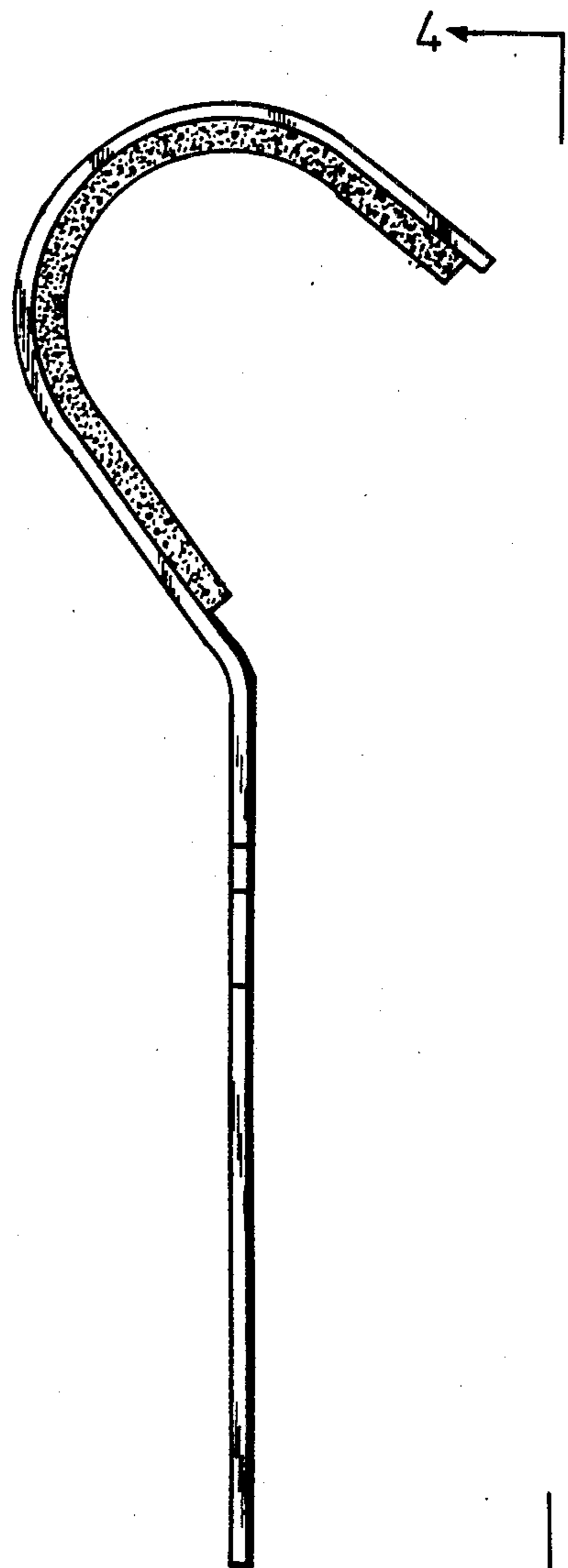


FIG-2




FIG-3

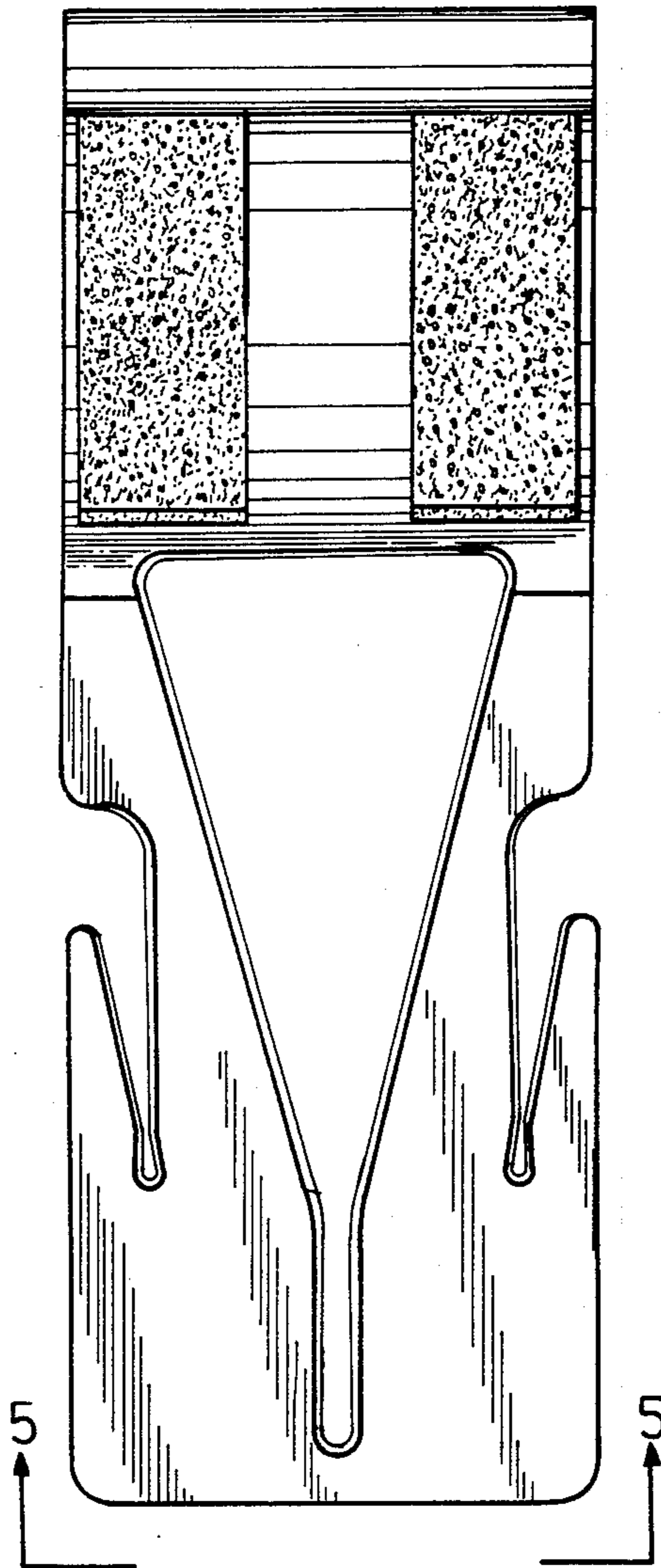


FIG-4




FIG-5