

[54] CABINET PANEL

[75] Inventors: Robert R. Rosario, Calle 18 EE-9, Alturas de Flamboyán; Luis G. C. Bruno, Calle 16 AA1, Alturas de Flamboyán, Bayamón, both of P.R. 00619

[73] Assignees: Robert Rosario Rosario, Alturas de Flamboyán; Luis German Cacho Bruno, Bayamón; Interspace Industries Corp., Caguas, all of P.R.

[**] Term: 14 Years

[21] Appl. No.: 655,131

[22] Filed: Sep. 26, 1984

[52] U.S. Cl. D6/492

[58] Field of Search D6/432, 436, 437, 438, D6/439, 492, 493, 494

[56] References Cited

U.S. PATENT DOCUMENTS

- D. 218,451 8/1970 Bernard D6/494
- D. 222,774 12/1971 Sartori D6/494
- D. 229,935 1/1974 Schmitt D6/494 X
- D. 232,894 9/1974 Dillen D6/494

- D. 244,735 6/1977 Kennedy, Jr. et al. D6/494
- D. 266,383 10/1982 West D6/436


Primary Examiner—Bruce W. Dunkins
Attorney, Agent, or Firm—Blum Kaplan Friedman
Silberman & Beran

[57] CLAIM

The ornamental design for a cabinet panel, as shown and described.

DESCRIPTION

FIG. 1 is a top plan view of a cabinet panel in accordance with our new design;
 FIG. 2 is a right side elevational view of the design of FIG. 1;
 FIG. 3 is a front elevational view of the design of FIG. 1;
 FIG. 4 is a cross-sectional view taken along line 4—4 of FIG. 1;
 FIG. 5 is a top plan view of a cabinet panel in accordance with an alternate embodiment of our new design; and
 FIG. 6 is a top plan view of a cabinet panel in accordance with another embodiment of our new design.
 The undisclosed rear surface is conventionally flat and unadorned.






FIG. 2

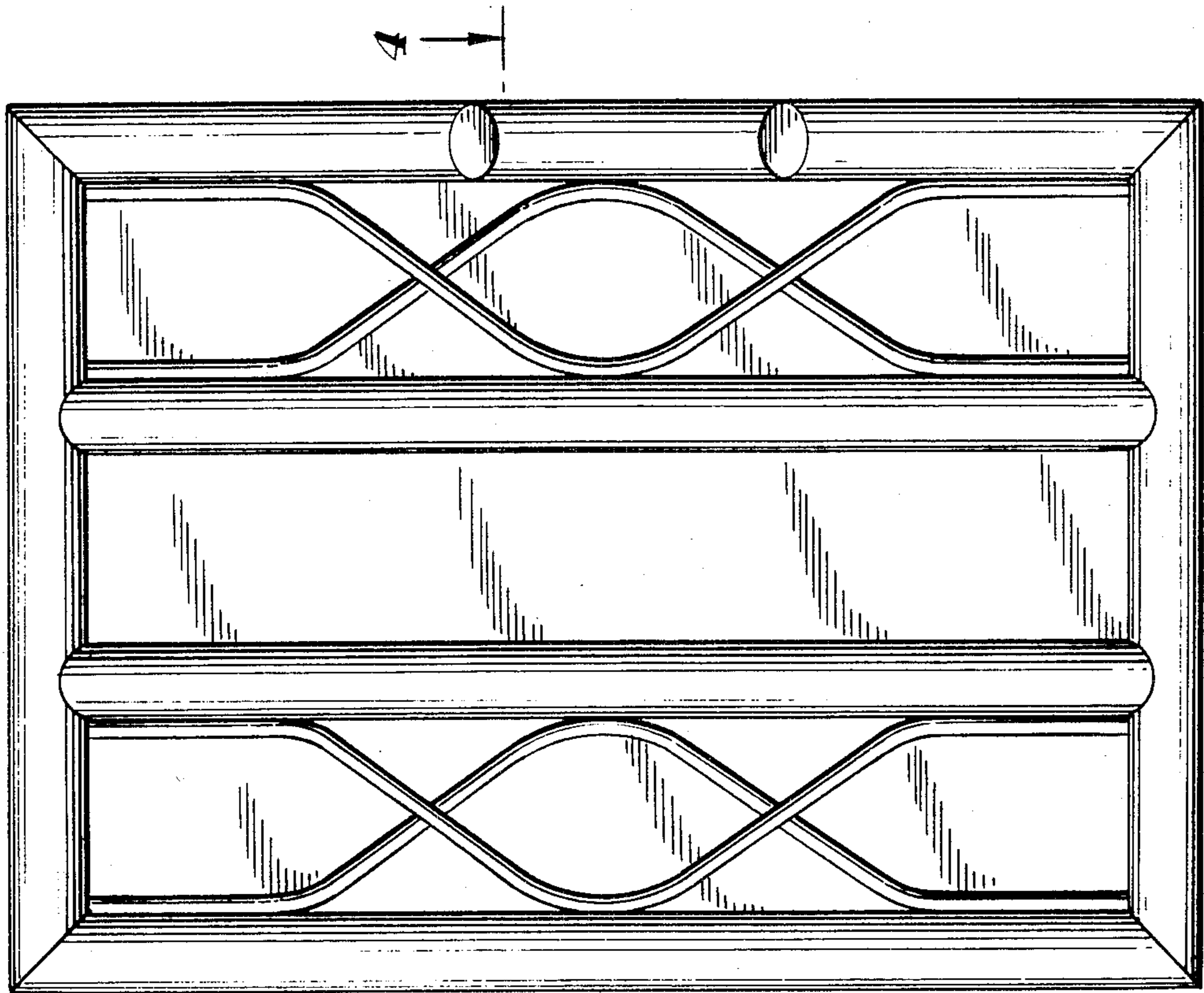
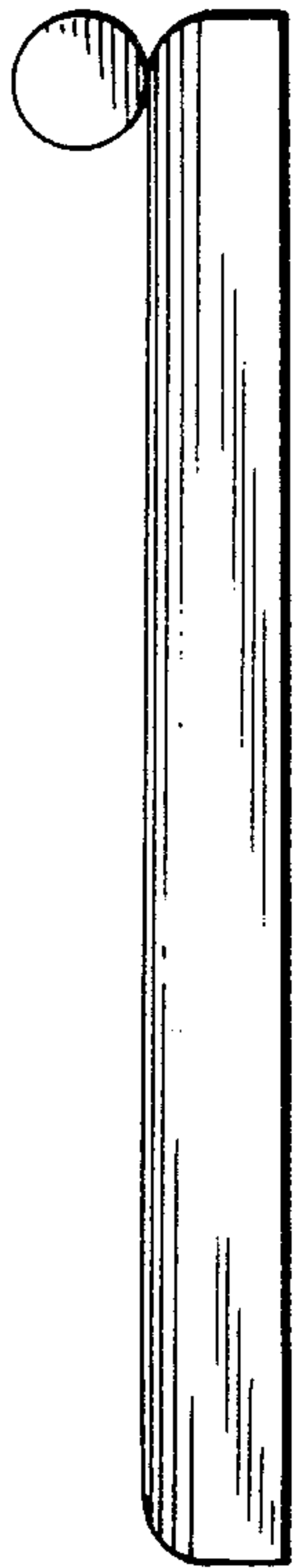


FIG. 1

FIG. 3



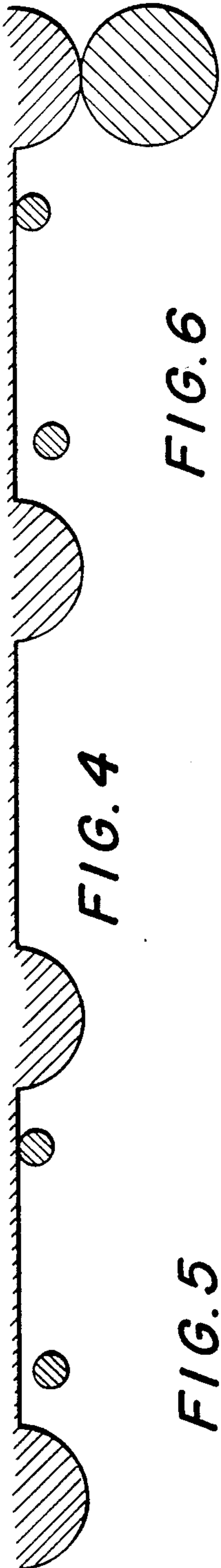


FIG. 4

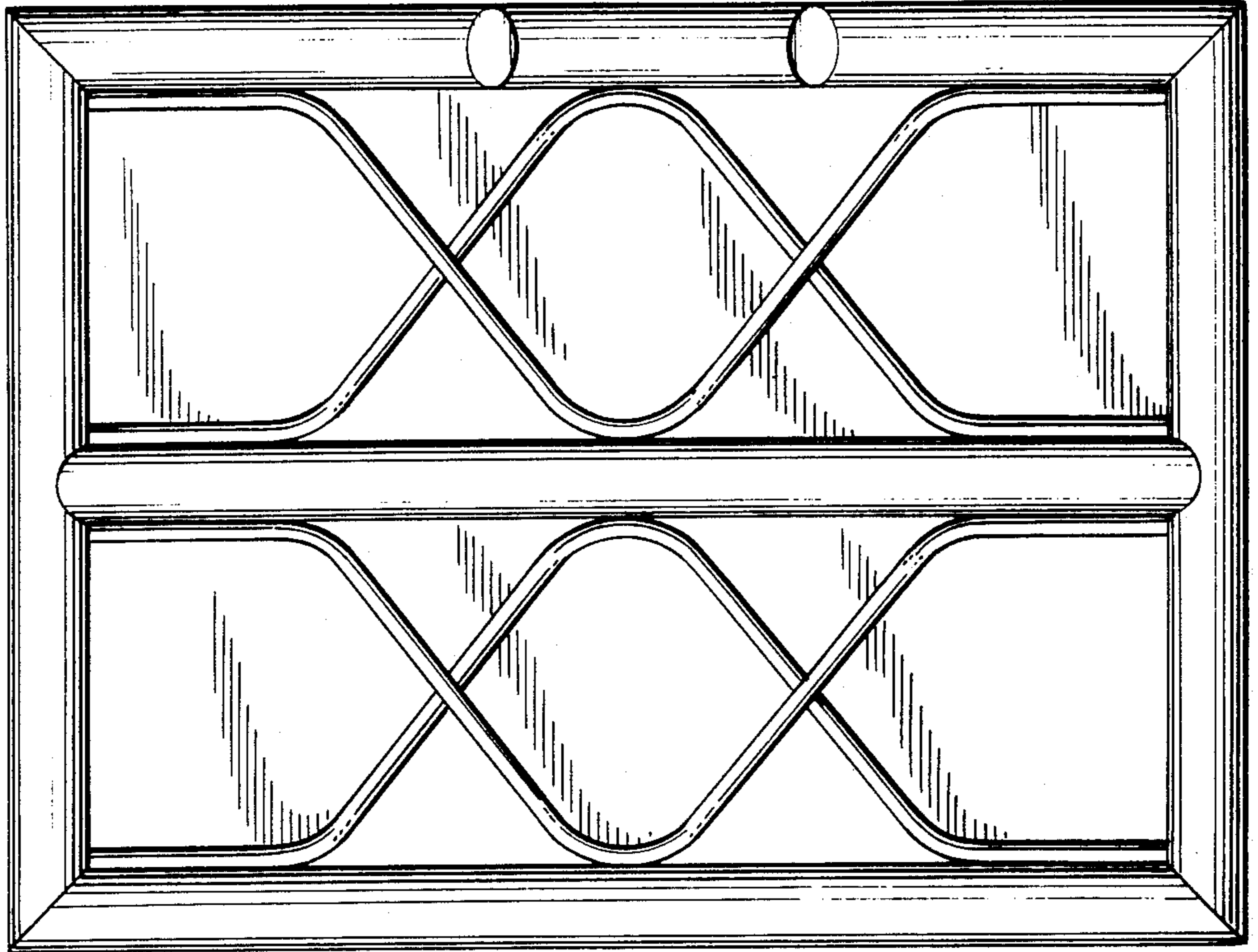


FIG. 6

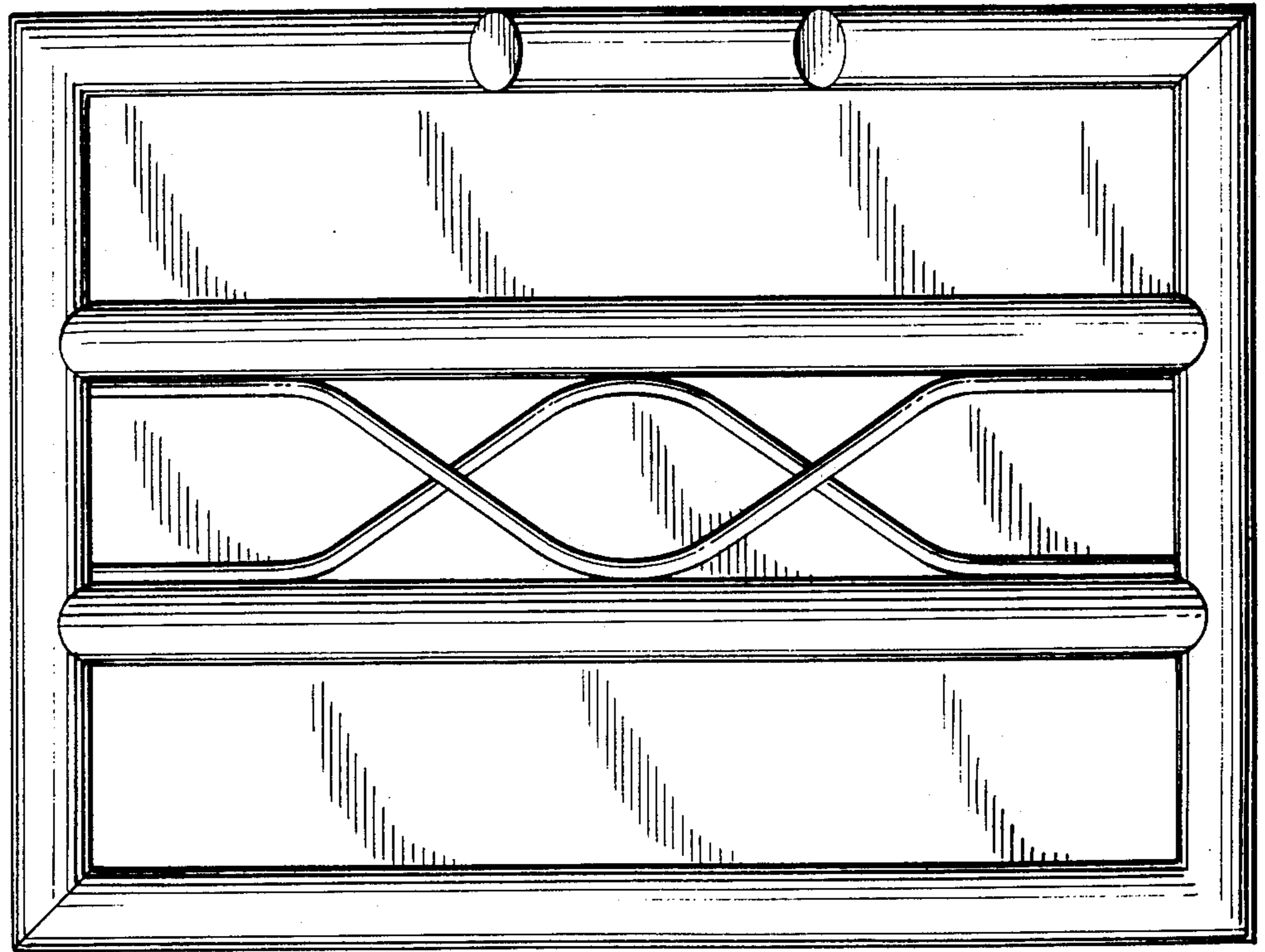


FIG. 5