

[54] MODULAR DISPLAY UNIT

[75] Inventor: Melvin E. Kester, Concord, N.C.

[73] Assignee: Cannon Mills Company, Kannapolis, N.C.

[**] Term: 14 Years

[21] Appl. No.: 646,360

[22] Filed: Aug. 30, 1984

[52] U.S. Cl. D6/465

[58] Field of Search D6/449, 462, 463, 464, D6/465, 477, 478, 479; 211/134, 181, 188, 189

[56] References Cited

U.S. PATENT DOCUMENTS

- 1,865,734 7/1932 Wieland .
- 2,842,412 7/1958 Mackintosh .
- 2,850,172 9/1958 Beckner 211/181 X
- 2,919,816 1/1960 Maslow .
- 3,115,106 12/1963 Gersch .
- 3,171,541 3/1965 Weisberger .
- 3,208,406 9/1965 Maslow .
- 3,217,893 11/1965 Fleischman .
- 3,323,657 6/1967 Robbins .
- 3,398,839 8/1968 Ballenger et al. .
- 3,905,480 9/1975 Grincerì .
- 3,926,483 12/1975 Hentrich .
- 3,971,477 7/1976 Bruderly et al. .
- 3,976,014 8/1976 Brown .
- 3,984,002 10/1976 Howard .
- 4,117,783 10/1978 Eckel et al. .
- 4,148,533 4/1979 Bustos et al. .

- 4,155,311 5/1979 Jackovin .
- 4,226,190 10/1980 Ashton .
- 4,262,605 4/1981 Sokol .
- 4,361,241 11/1982 Stoddard .
- 4,450,775 5/1984 Brendle .

OTHER PUBLICATIONS

Visual Merchandising, Apr. 1980, p. 26F; Boutique System bottom right on page.
Visual Merchandising, Dec. 1981, p. 4; Glass/Grid System on page.

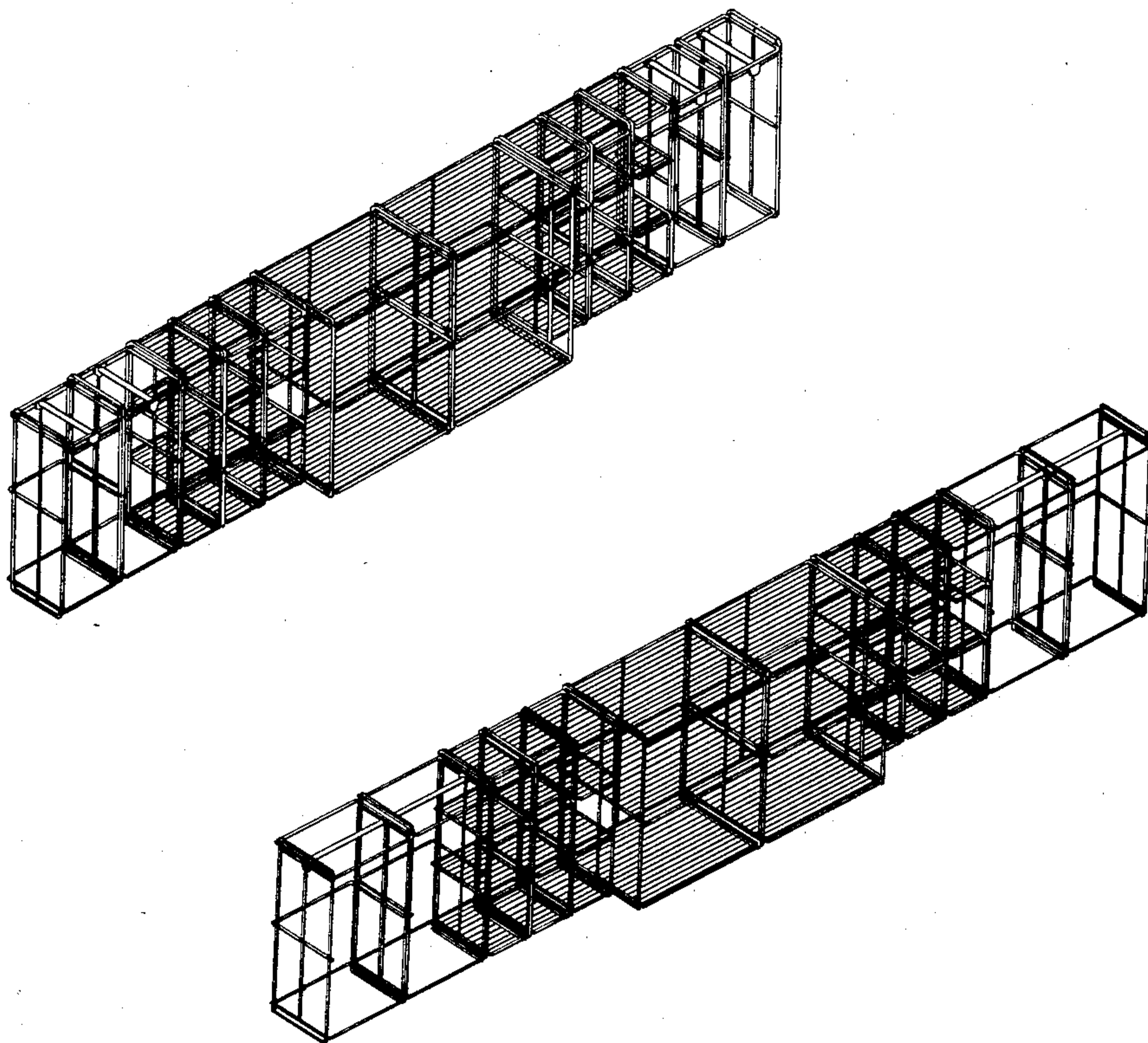
Primary Examiner—Carmen H. Vales
Attorney, Agent, or Firm—Bell, Seltzer, Park & Gibson

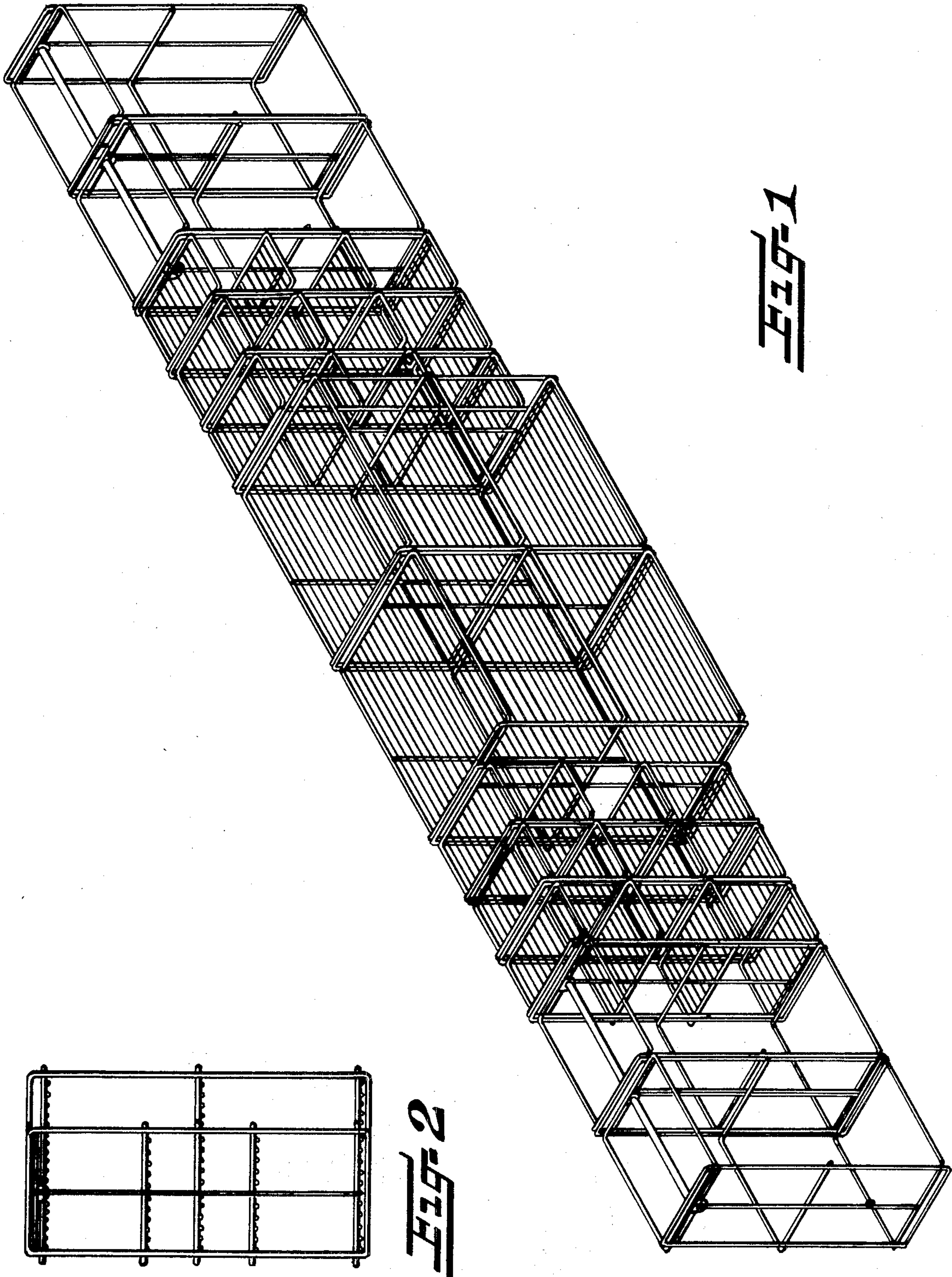
[57] CLAIM

The ornamental design for a modular display unit, as shown and described.

DESCRIPTION

FIG. 1 is a perspective view of a modular display unit showing my new design;
FIG. 2 is a left end elevational view thereof;
FIG. 3 is a top plan view thereof;
FIG. 4 is a front elevational view thereof;
FIG. 5 is a front elevational view, the showing of matter in broken lines is for illustrative purposes only;
FIG. 6 is perspective view of a modified form of the modular display unit shown in FIG. 1;
FIG. 7 is a left side elevational view thereof;
FIG. 8 is a top plan view thereof;
FIG. 9 is a front elevational view thereof; and
FIG. 10 is a front elevational view, the showing of matter in broken lines is for illustrative purposes only.





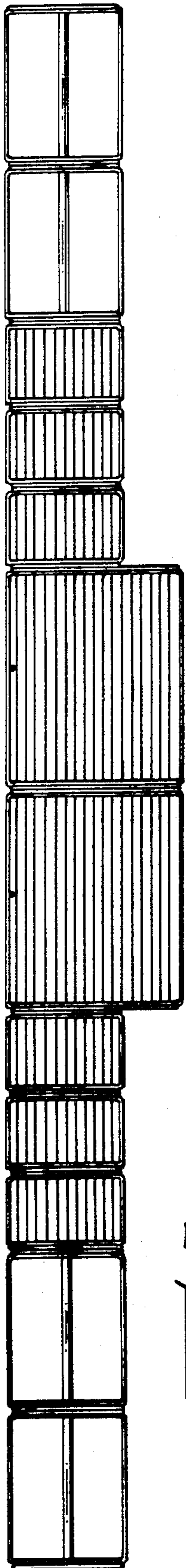


Fig. 3




Fig. 4

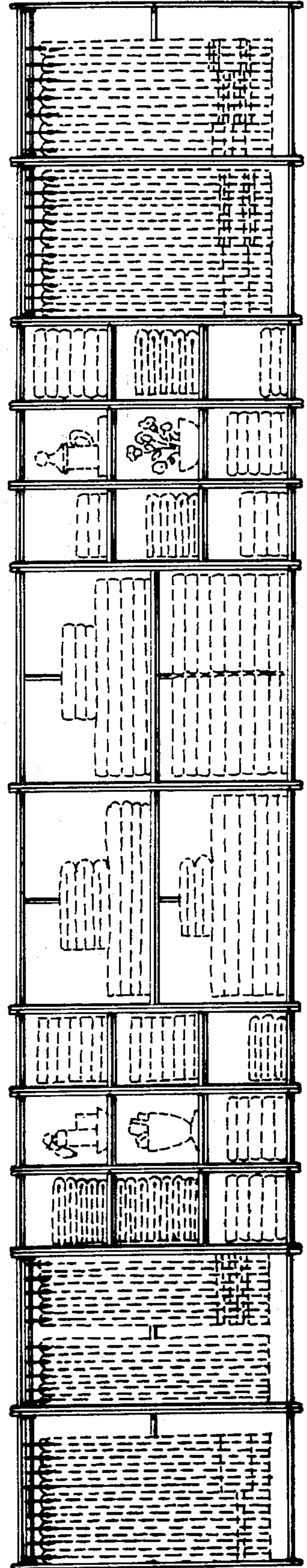
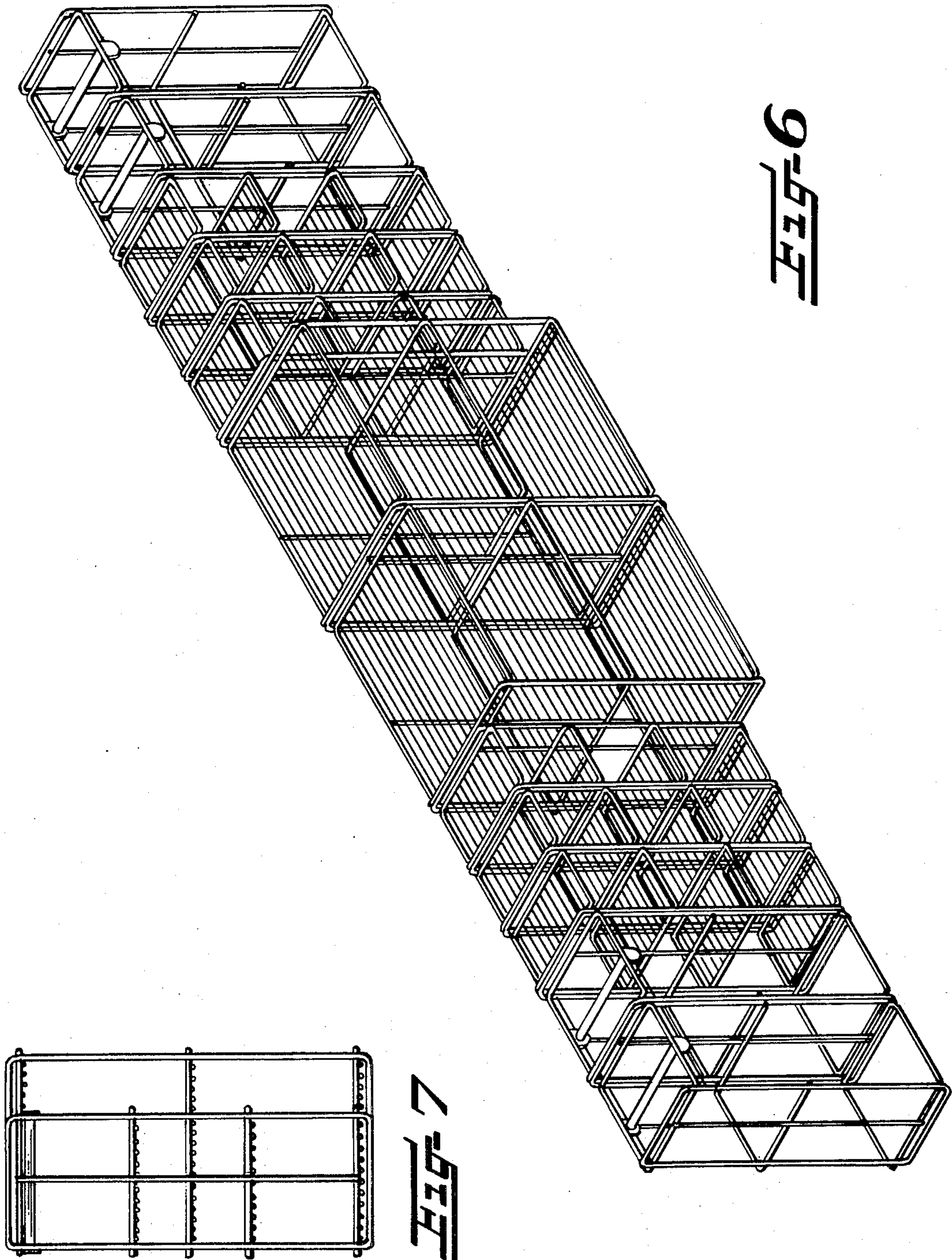


Fig. 5



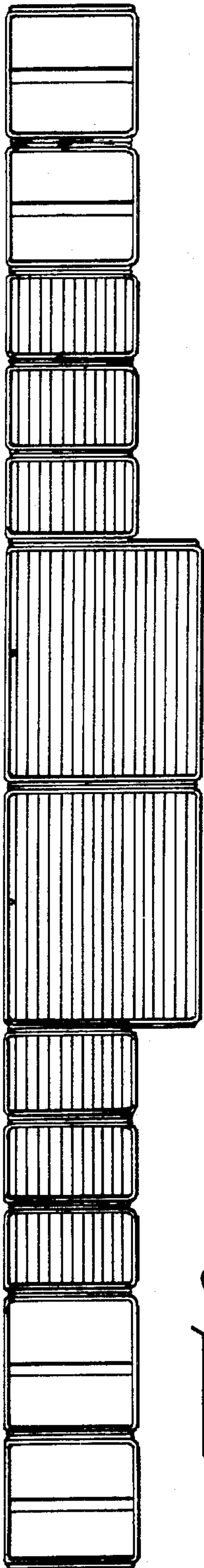


Fig. 8

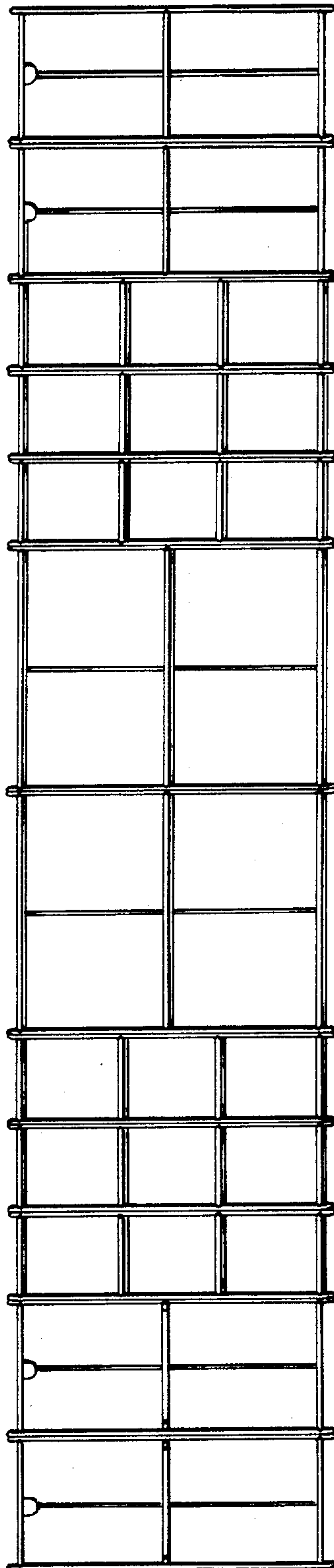


Fig. 9

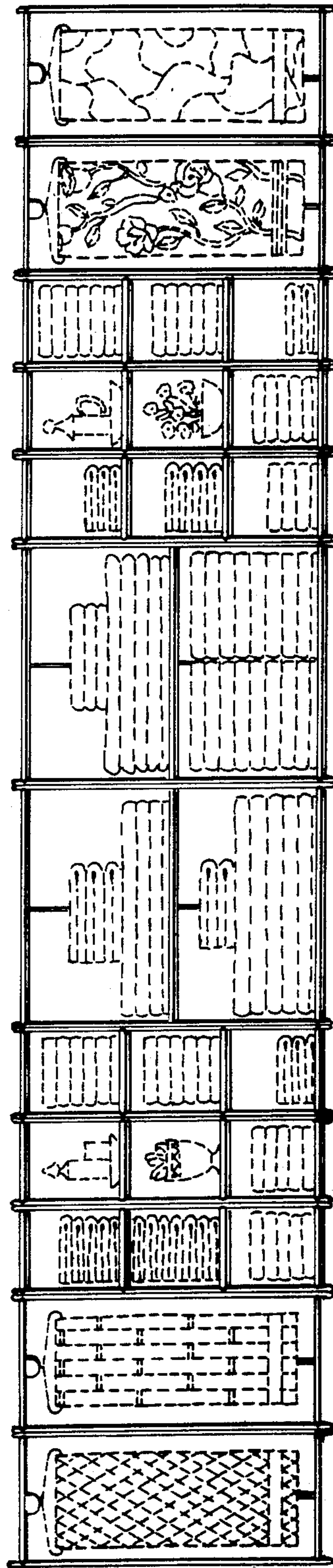


Fig. 10