

[54] PHONOGRAPH RECORD DISPLAY FRAME OR SIMILAR ARTICLE

4,258,488 3/1981 Schienbein 40/152
4,270,287 6/1981 Gimbel 40/152
4,271,619 6/1981 Schmidt .

[76] Inventor: Brian A. Haugen, 702 W. Court St., Lot 37, Belle Plaine, Minn. 56011

Primary Examiner—Louis S. Zarfes

[**] Term: 14 Years

[57] CLAIM

[21] Appl. No.: 610,824

The ornamental design for a phonograph record display frame or similar article, as shown and described.

[22] Filed: May 16, 1984

DESCRIPTION

[52] U.S. Cl. D6/300

[58] Field of Search D6/300-310, D6/312-314; D11/131-133, 136, 140, 164; D10/24, 25; 428/13, 14; 40/152-152.2, 154

FIG. 1 is a view in perspective as seen from the top, front and one side of a phonograph record display frame or similar article showing my new design; FIG. 2 is a view in side elevation thereof, the side opposite being a mirror image; FIG. 3 is a front elevation thereof; FIG. 4 is a rear elevation thereof; FIG. 5 is a view in top plan thereof, the bottom plan being a mirror image; and FIG. 6 is a cross sectional view taken along line 6—6 of FIG. 3.

[56] References Cited

U.S. PATENT DOCUMENTS

D. 117,584 11/1939 Sova D6/309
D. 212,886 12/1968 Gordon D6/310
D. 244,158 5/1977 Averill D6/300
D. 259,085 5/1981 Cochrane et al. D6/242
D. 266,890 11/1982 Pfanstiehl D6/242
466,074 12/1891 Hunt 428/13 X
3,958,352 5/1976 Eubank 40/155
4,041,630 8/1977 Holbrook 40/152.1

The broken line showing of a record in FIG. 1 is for illustrative purposes only and forms no part of the claimed design.

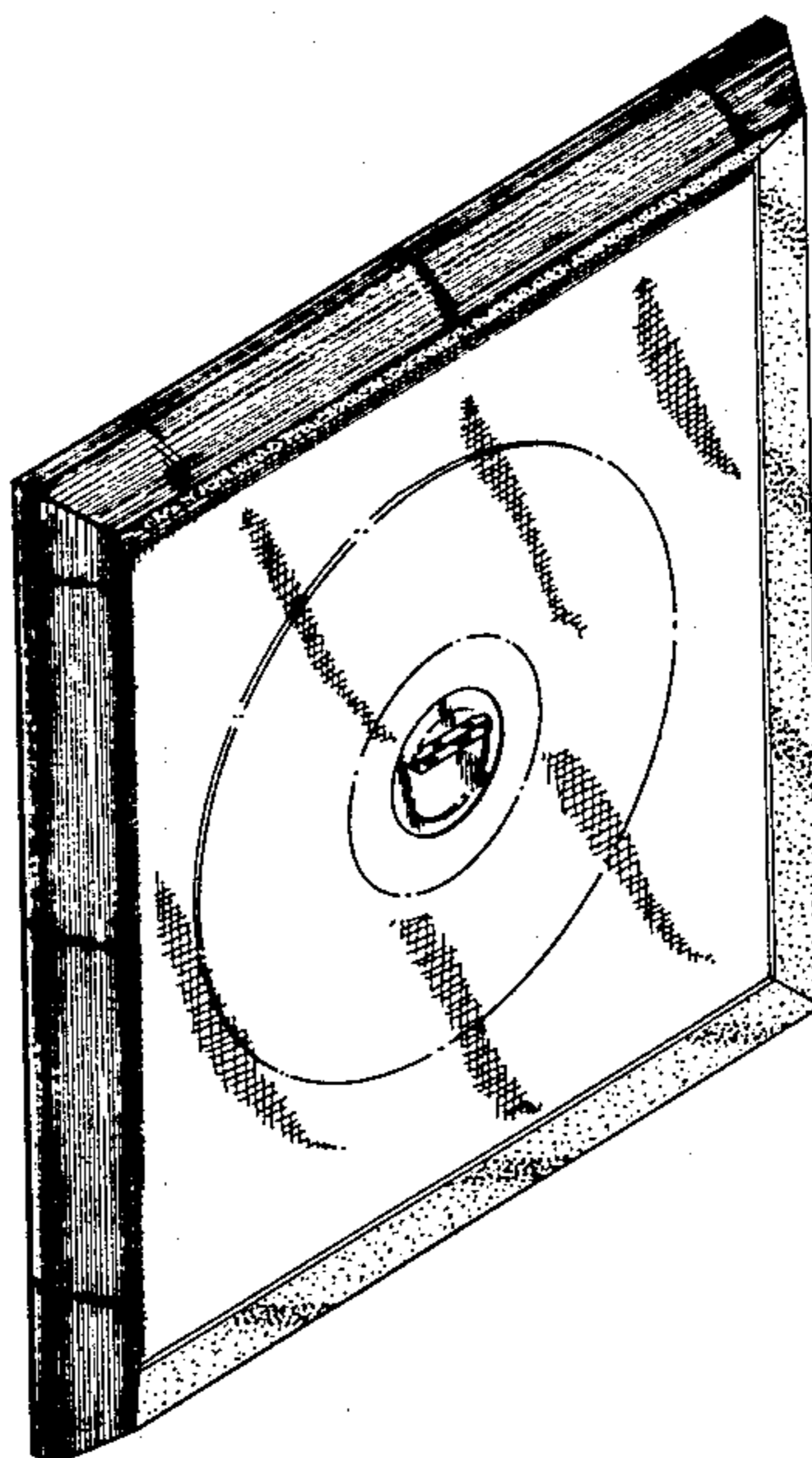


Fig. 1

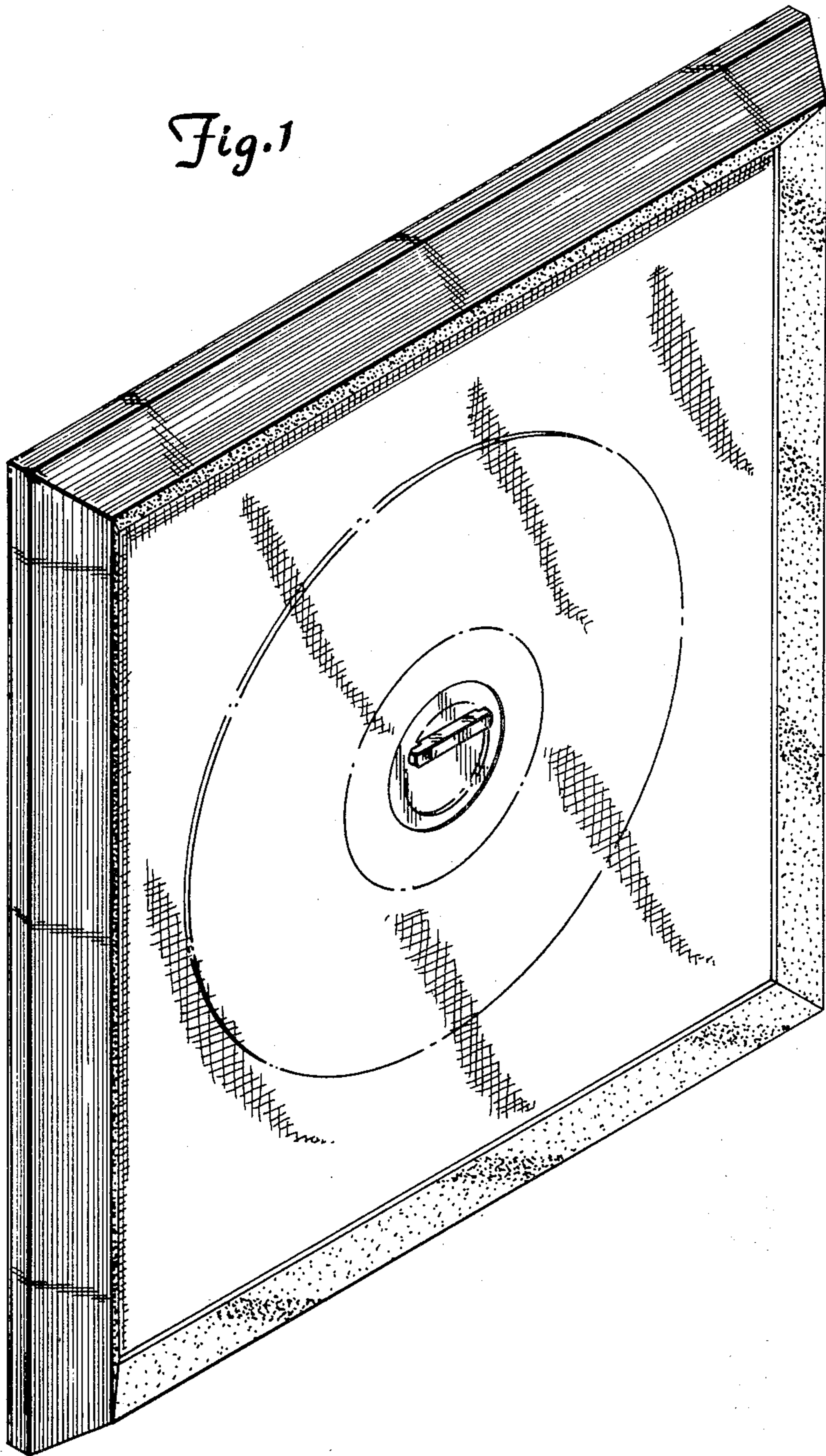


Fig. 2





Fig. 5



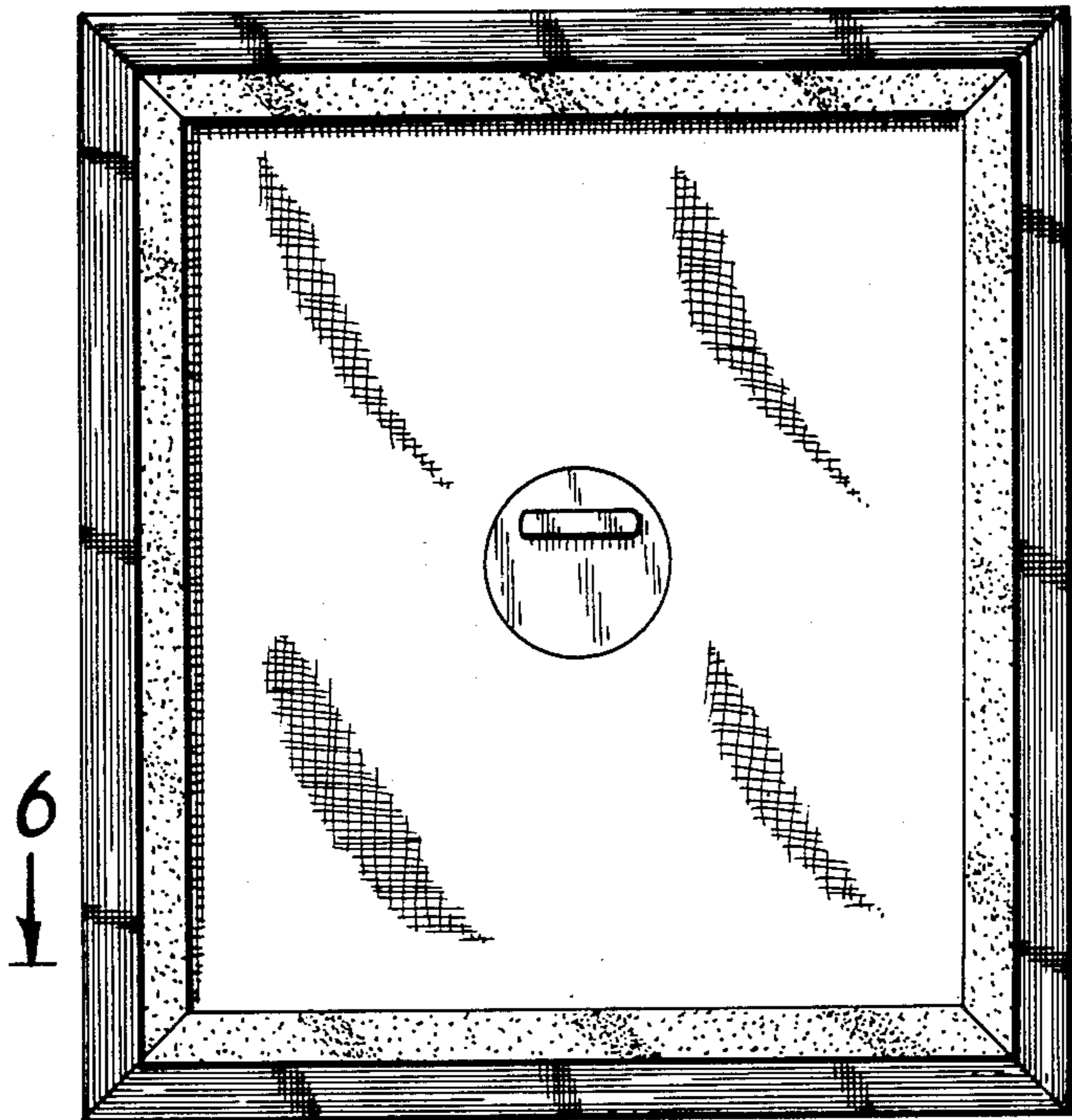


Fig. 3




Fig. 4

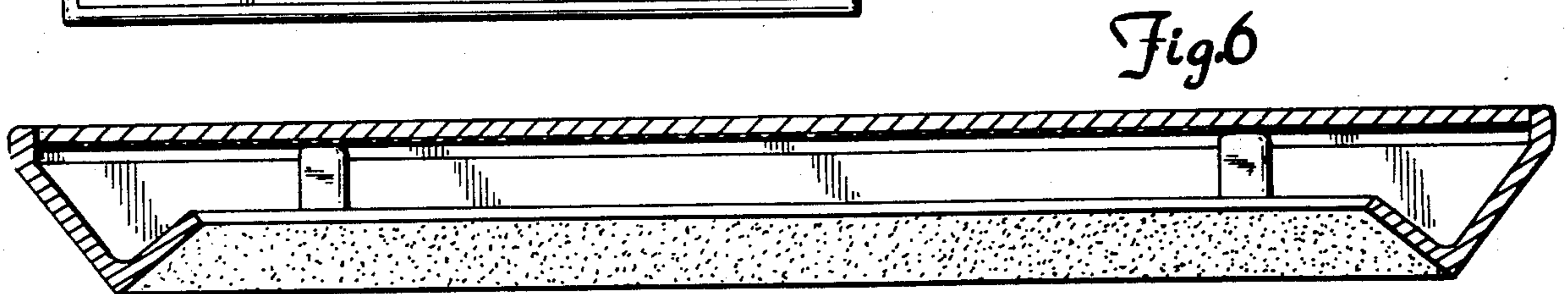


Fig. 6