

[54] CHAIR CONTROL RELEASE AND LOCKING CAM FOR TILTABLE CHAIRS

[76] Inventor: Frank Doerner, 138 Aberdeen Road, Kitchener, Ontario, Canada, N2M 2Y7

[\*\*] Term: 14 Years

[21] Appl. No.: 691,516

[22] Filed: Jan. 14, 1985

[30] Foreign Application Priority Data

Oct. 17, 1984 [CA] Canada ..... 17-10-84-12

[52] U.S. Cl. .... D6/500

[58] Field of Search ..... D6/500, 491; 297/355, 297/367, 368, 300, 301, 302; 74/543; 248/596, 578; D8/374, 355, 349

[56] References Cited

U.S. PATENT DOCUMENTS

- D. 246,217 11/1977 Doerner ..... D6/500
D. 246,558 12/1977 Doerner ..... D6/500
D. 278,961 5/1985 Doerner ..... D6/500
355,854 1/1887 Baker ..... 297/355
389,686 9/1888 Buerk ..... 297/355 X
614,963 11/1898 Latimer ..... 297/368 X
683,907 10/1901 Brown ..... 297/368 X
907,768 12/1908 Fromhart ..... 297/368 X
2,579,305 12/1951 Cushman ..... 297/355 X
3,807,796 4/1974 Wirges ..... 297/355
3,918,822 11/1975 Rauschenberger ..... 297/355 X

- 3,989,297 11/1976 Kerstholt ..... 297/300
4,013,258 3/1977 Doerner ..... 248/596 X
4,014,086 3/1977 Doerner ..... 248/578 X
4,018,415 4/1977 Wolters ..... 248/596 X
4,067,611 1/1978 Kurozu et al. .... 297/355
4,269,447 5/1981 Dottori ..... 297/367 X
4,370,001 1/1983 Örnberg ..... 297/355
4,394,048 7/1983 Sakurai et al. .... 297/367
4,438,978 3/1984 Arild ..... 297/301
4,456,219 6/1984 Scott et al. .... 74/543

Primary Examiner—Wallace R. Burke
Assistant Examiner—Horace B. Fay
Attorney, Agent, or Firm—Riches, McKenzie & Herbert

[57] CLAIM

The ornamental design for a chair control release and locking cam for tilttable chairs, substantially as shown and described.

DESCRIPTION

FIG. 1 is a front perspective view of a chair control release and locking cam for tilttable chairs showing my new design;
FIG. 2 is a side elevational view;
FIG. 3 is a side elevational view of the side opposite to that shown in FIG. 2;
FIG. 4 is an end elevational view;
FIG. 5 is an end elevational view of the end opposite to that shown in FIG. 4;
FIG. 6 is a top view thereof; and
FIG. 7 is a bottom view thereof.

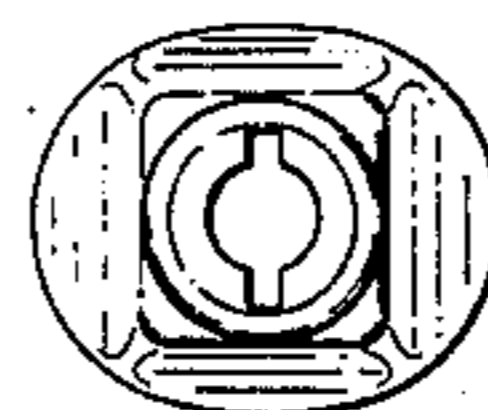
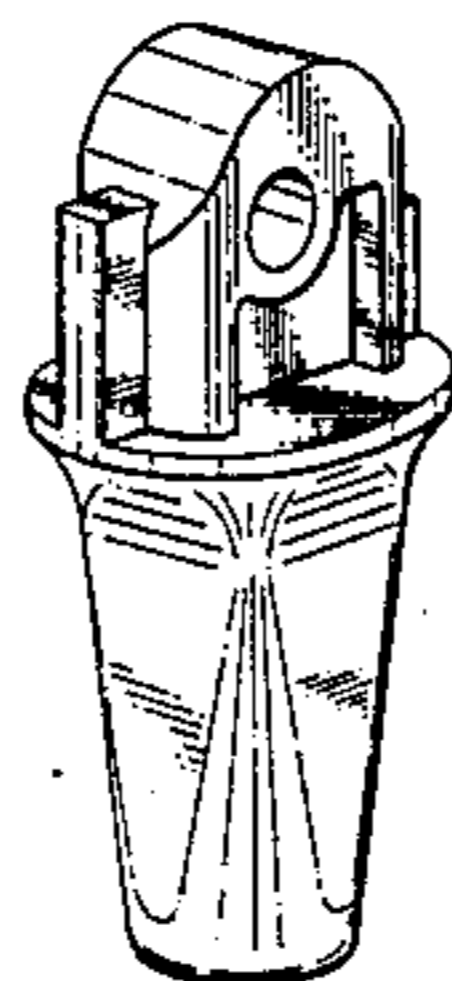


FIG. 1.

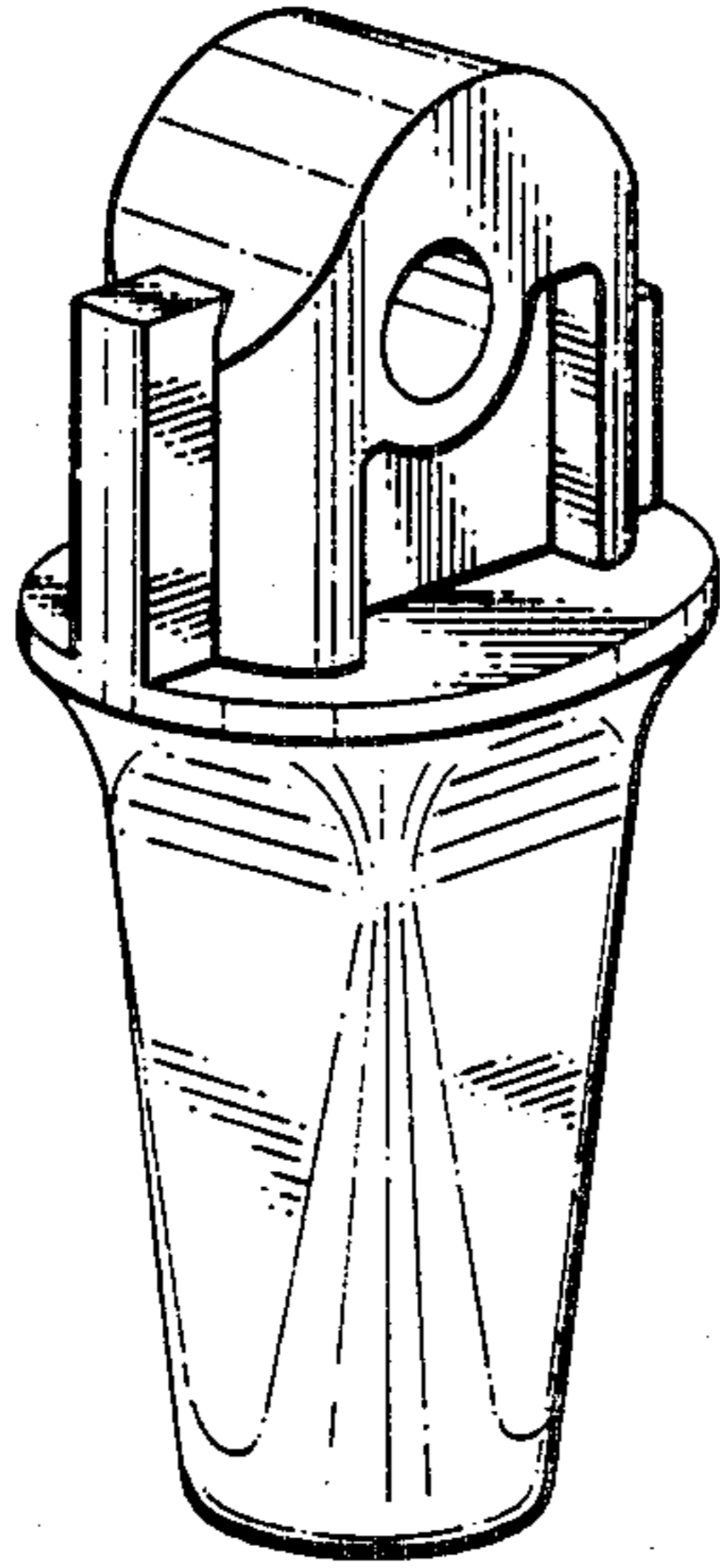


FIG. 2.

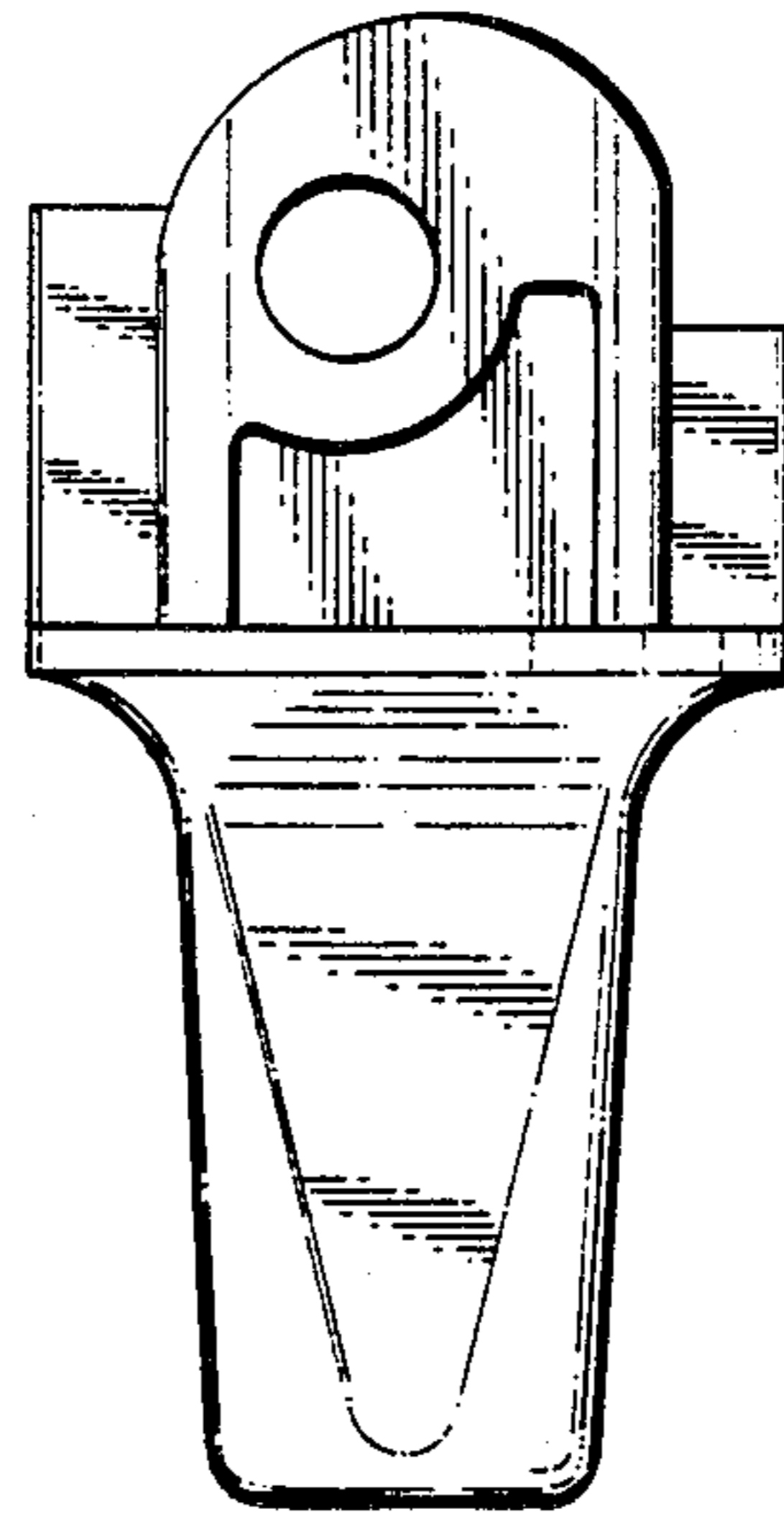


FIG. 3.

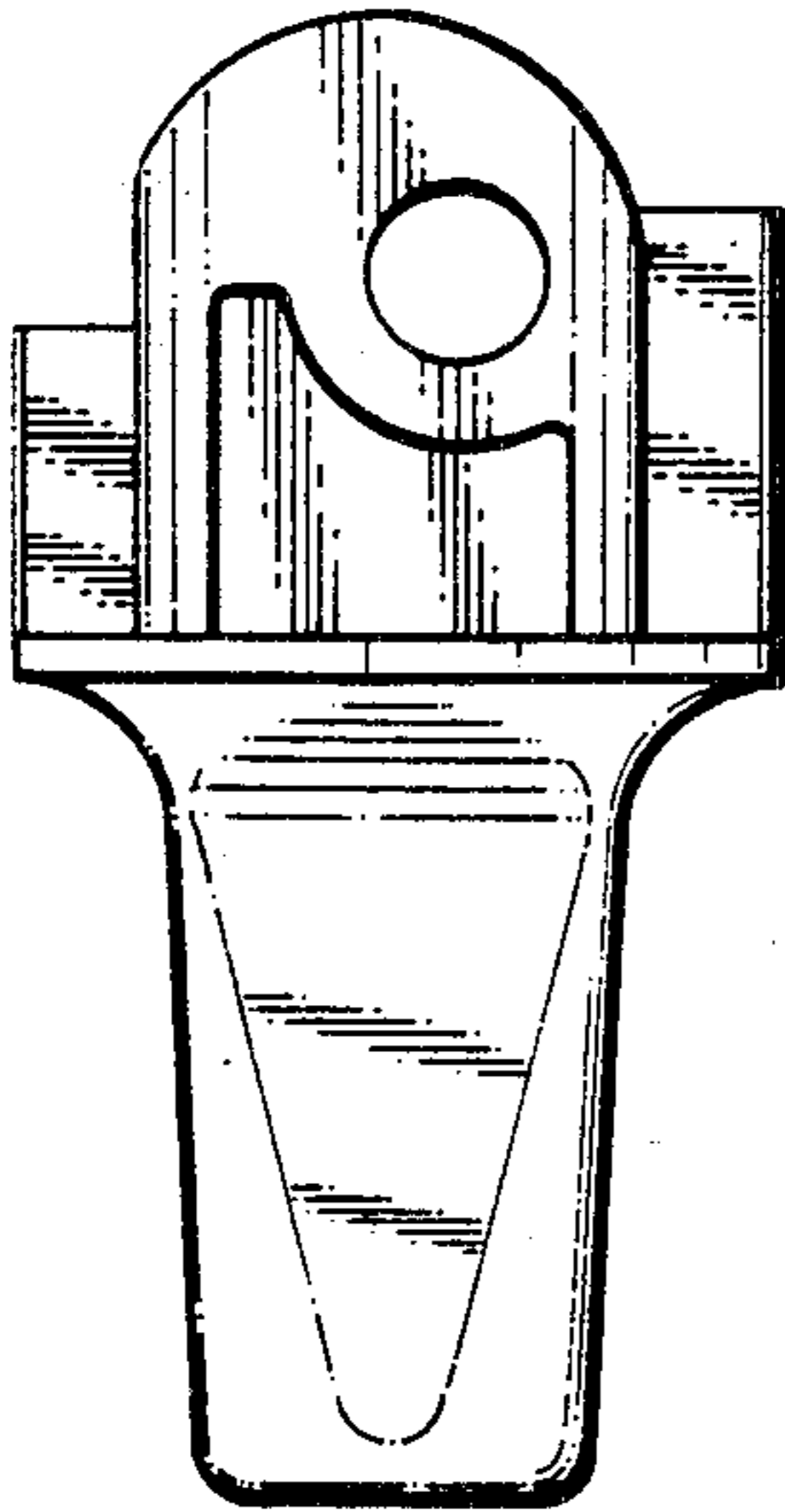


FIG. 4.

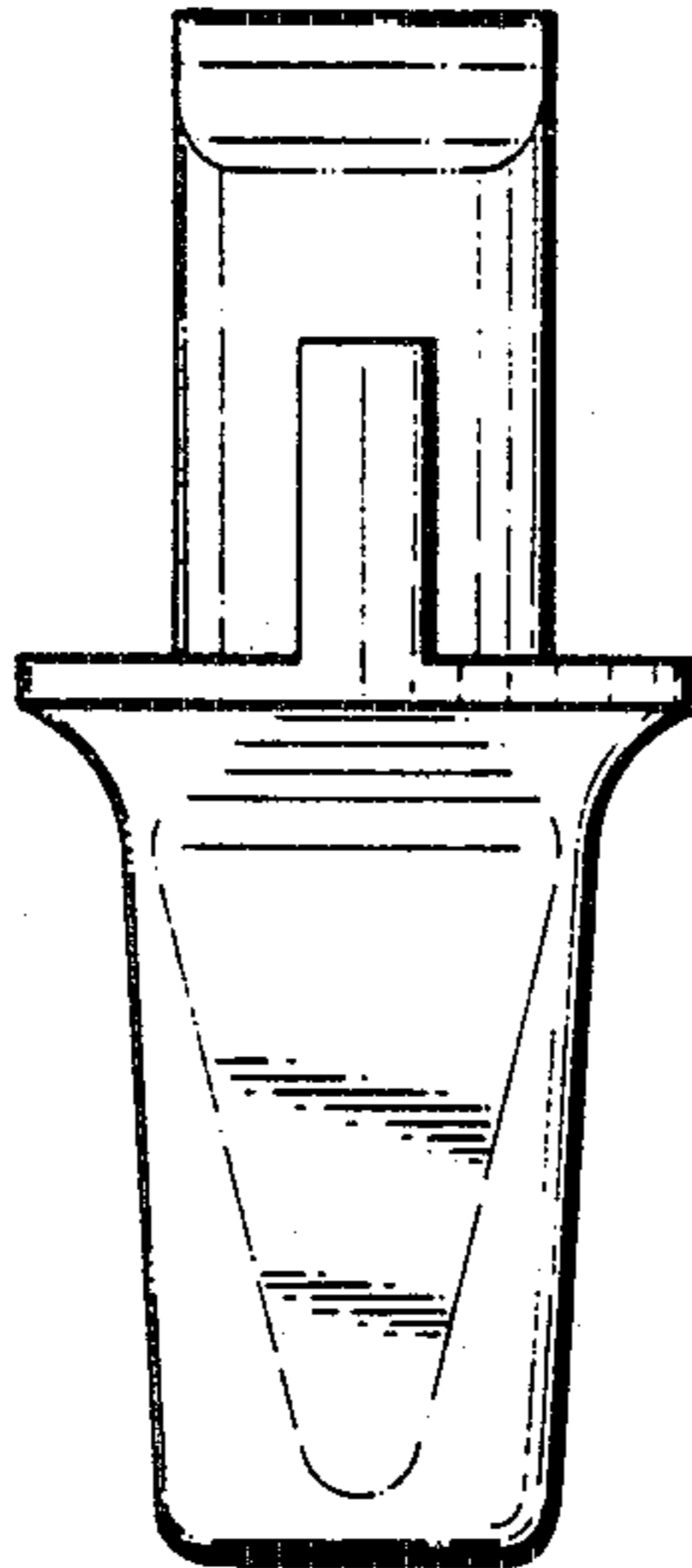


FIG. 5.




FIG. 6.

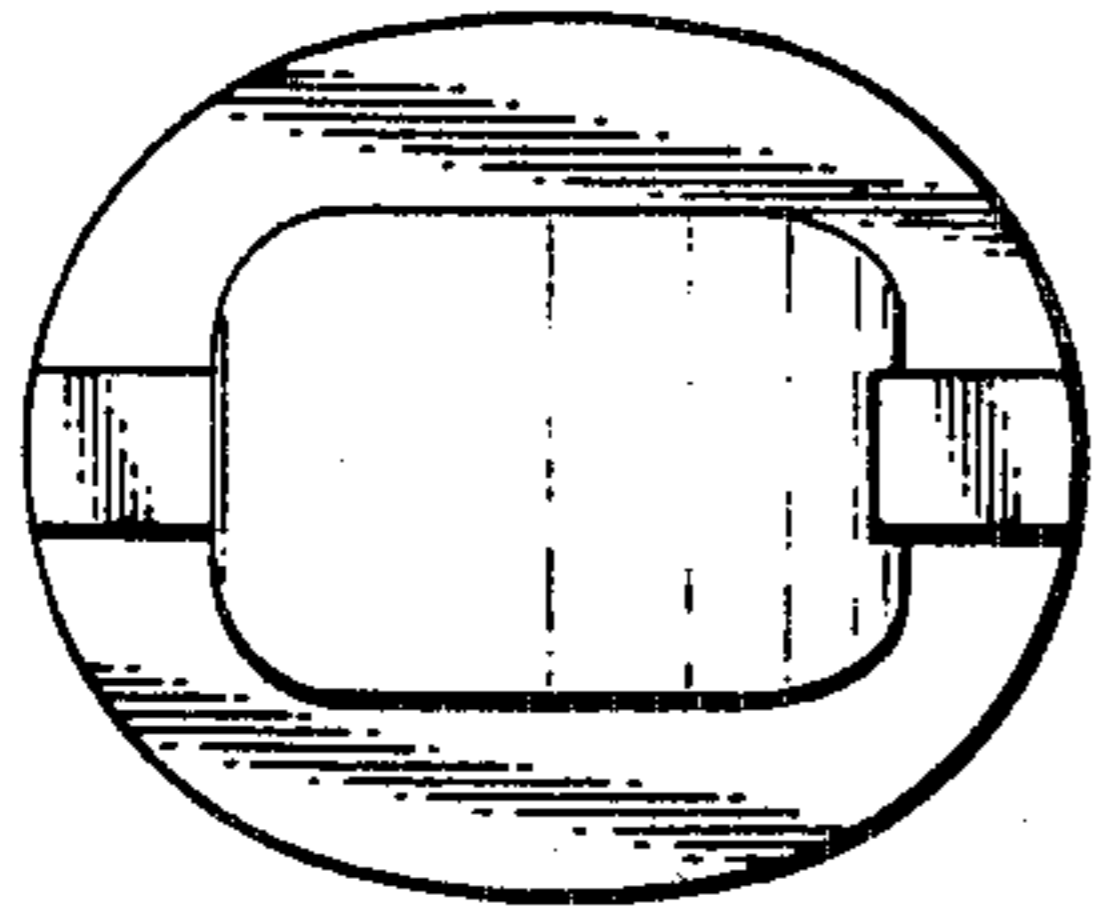


FIG. 7.

