

[54] ATHLETIC SHOE INSOLE

[75] Inventors: Vijay Surpuriya, Memphis, Tenn.; Charles J. Gudas, Hinsdale, Ill.

[73] Assignee: Scholl, Inc., Memphis, Tenn.

[**] Term: 14 Years

[21] Appl. No.: 607,322

[22] Filed: May 4, 1984

[52] U.S. Cl. D2/318; D2/320

[58] Field of Search D2/318, 319, 320, 309-313, D2/274; 36/83, 84, 32 R, 59 R, 59 A, 59 C, 113-115, 43-44, 128, 129

[56] References Cited

U.S. PATENT DOCUMENTS

D. 29,749	11/1898	Bunker	D2/320
D. 39,747	1/1909	McKenna	D2/320
D. 185,654	7/1959	Zerkowitz	D2/320
D. 284,616	7/1986	Gamm	D2/320
2,061,911	11/1936	Leindorf	36/43
2,098,502	11/1937	Lehner	36/43
2,193,943	3/1940	Shea	D2/320 X
2,685,141	8/1954	Davenport	D2/320 X
2,772,196	11/1956	Pooley	36/44 X
2,853,809	9/1958	Bianchi	D2/320 X

FOREIGN PATENT DOCUMENTS

345314 12/1936 Italy D2/320 X

OTHER PUBLICATIONS

Boot & Shoe Recorder—10/15/66—p. 16—Shoe Soles.
Boot & Shoe Recorder—8/15/63—p. 22—Shoe Sole.
Boot & Shoe Recorder—6/1/65—p. 34—Sole Print at left.

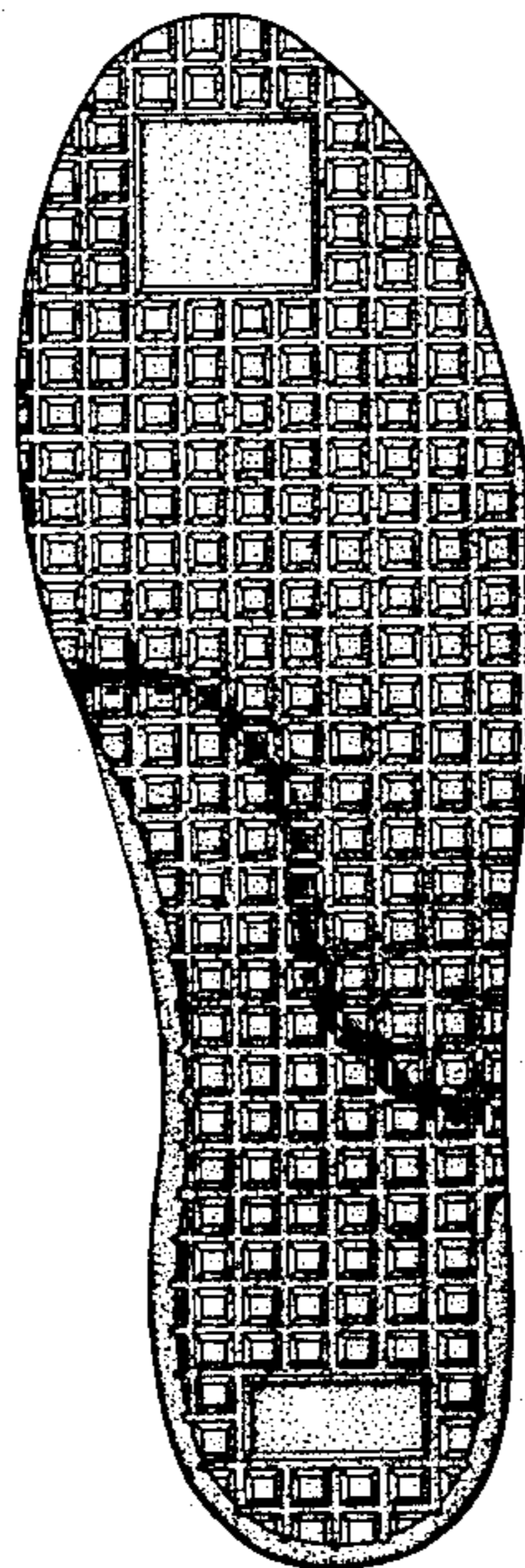
Primary Examiner—Nelson C. Holtje
Attorney, Agent, or Firm—Gerald S. Rosen; Warrick E. Lee, Jr.; Stephen I. Miller

[57] CLAIM

The ornamental design for an athletic shoe insole, substantially as shown and described.

DESCRIPTION

FIG. 1 is a top and right front perspective view of an athletic shoe insole showing our new design;
FIG. 2 is a front elevational view thereof;
FIG. 3 is a rear elevational view thereof;
FIG. 4 is a top plan view thereof;
FIG. 5 is a bottom plan view thereof;
FIG. 6 is a left side elevational view thereof;
FIG. 7 is a right side elevational view thereof;
FIG. 8 is a bottom plan view of a second embodiment of our new design of FIGS. 1-7;
FIG. 9 is a bottom plan view of a third embodiment of our new design of FIGS. 1-7.
All views of the second and third embodiments are identical to FIGS. 1-4 of the first embodiment.



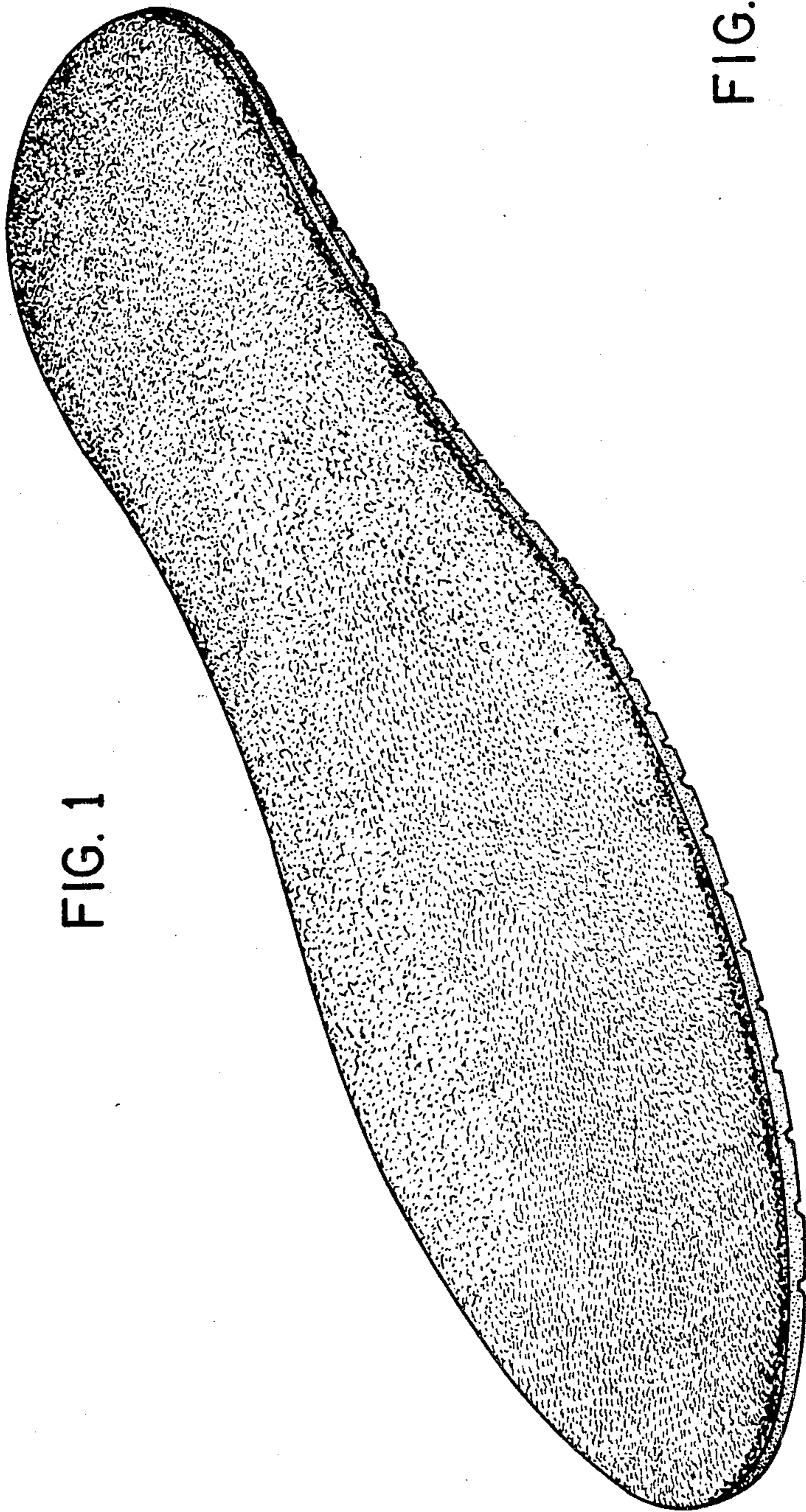


FIG. 2



FIG. 3



FIG. 4

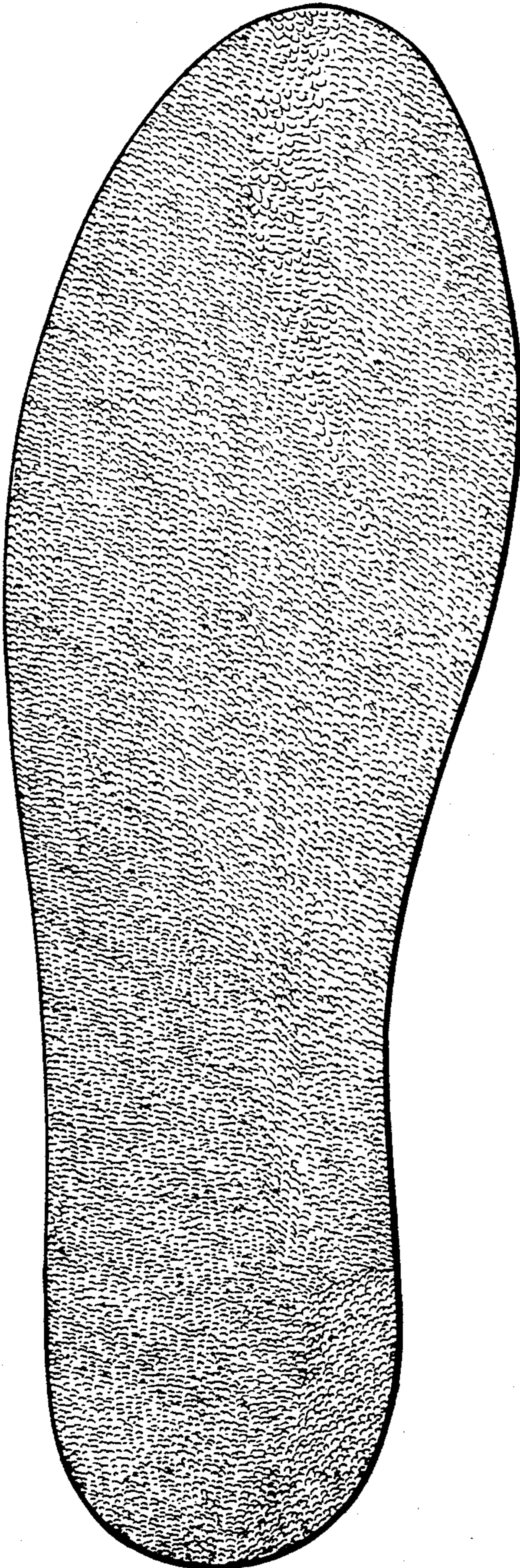


FIG. 5

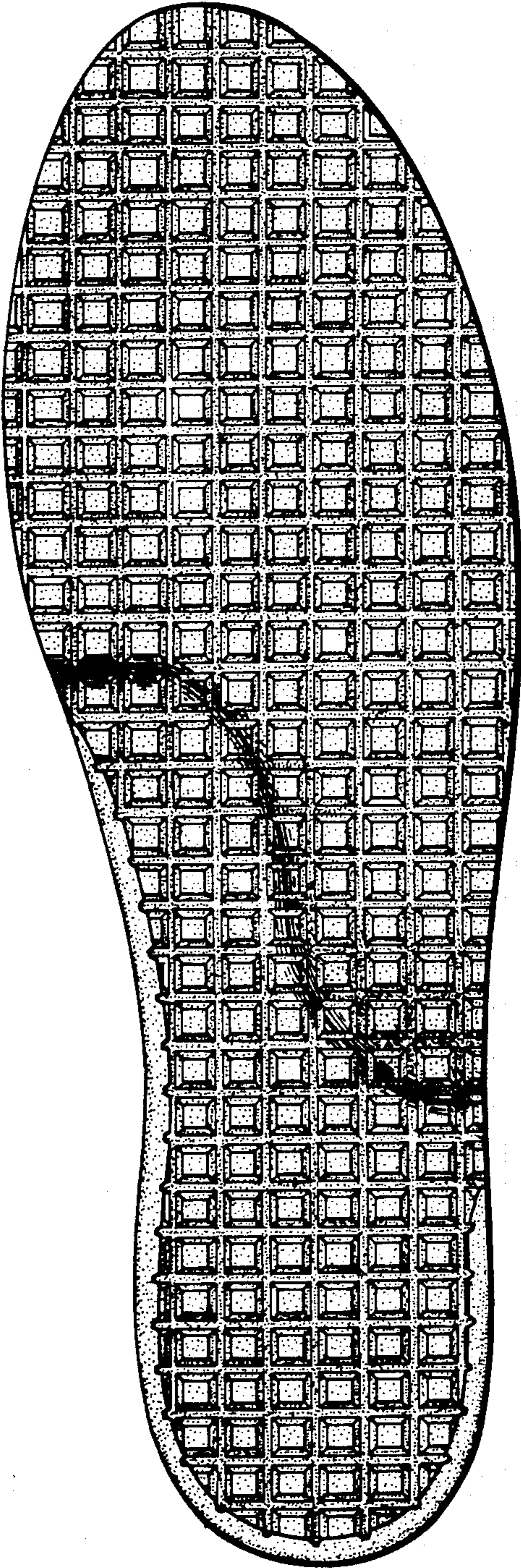


FIG. 6



FIG. 7



FIG. 8

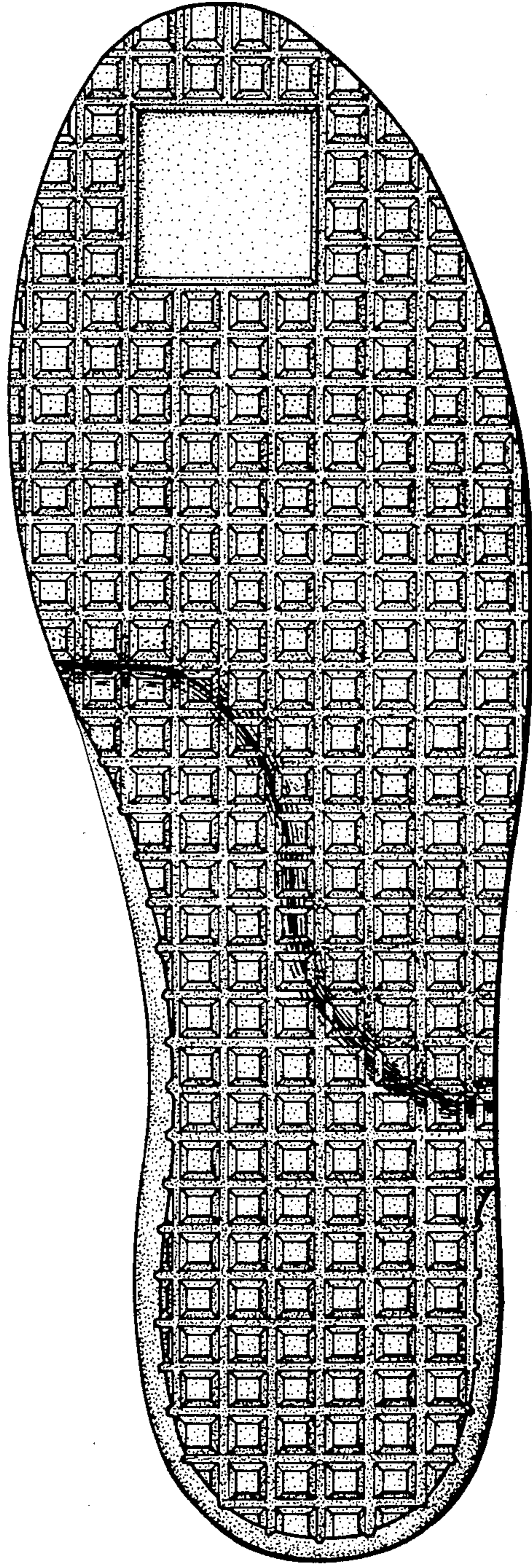


FIG. 9

