

[54] WALL TELEPHONE BASE

[75] Inventors: William R. Story, Mission Viejo;
David A. Sharbaugh, Irvine, both of Calif.

[73] Assignee: GTE Communication Systems Corporation, Northlake, Ill.

[**] Term: 14 Years

[21] Appl. No.: 627,129

[22] Filed: Jul. 2, 1984

[52] U.S. Cl. D14/61; D14/56;
D14/62

[58] Field of Search D14/56, 61, 62, 60;
179/179, 178, 100 C, 100 R, 100 L

[56] References Cited

U.S. PATENT DOCUMENTS

- D. 203,595 2/1966 Kamp D14/56
- D. 270,155 8/1983 Shimizu D14/56
- D. 274,329 6/1984 Winkler D14/56

- D. 280,618 9/1985 Brown et al. D14/56
- D. 282,361 1/1986 Brown et al. D14/56
- D. 283,618 4/1986 Janda et al. D14/56
- D. 284,003 5/1986 Tamura D14/62
- 4,515,998 5/1985 Pinede et al. D14/56
- 4,517,420 5/1985 Haskins 179/100 C

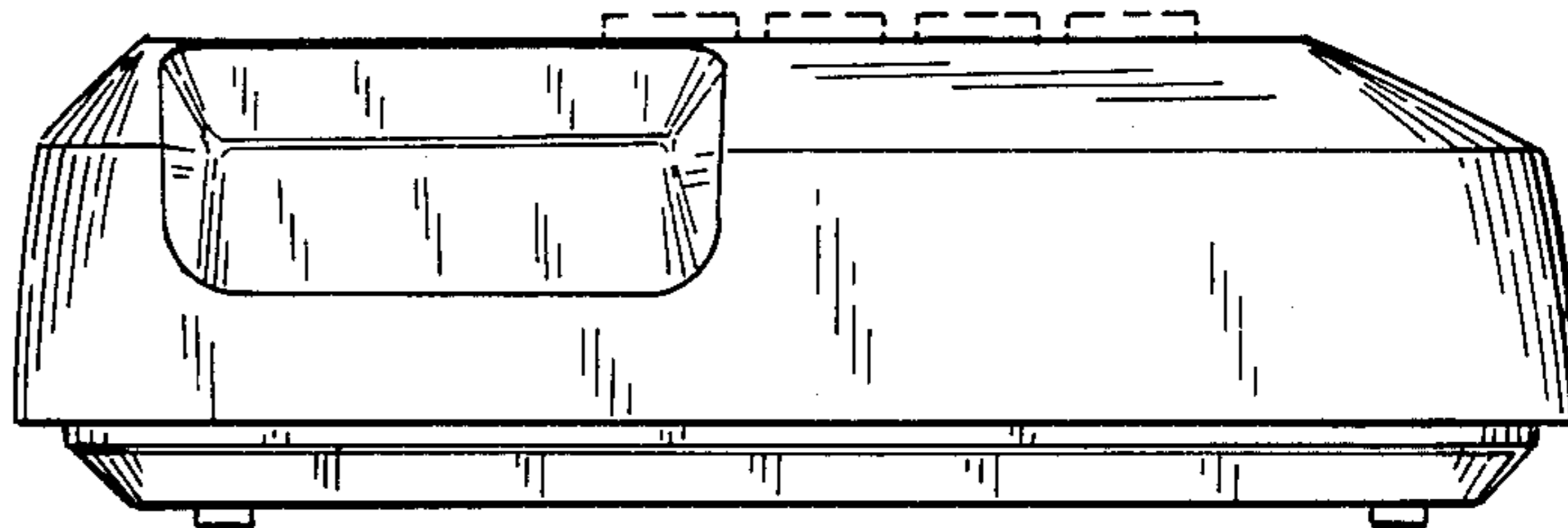

Primary Examiner—Wallace R. Burke
Assistant Examiner—Horace B. Fay
Attorney, Agent, or Firm—Gregory G. Hendricks

[57] CLAIM

The ornamental design for a wall telephone base, as shown and described.

DESCRIPTION

FIG. 1 is a front, top and right side perspective view of a wall telephone base showing our new design; FIG. 2 is a front elevation thereof; FIG. 3 is a top plan view, thereof; FIG. 4 is a bottom plan view thereof; and FIG. 5 is a right side elevational view thereof, the left side view being substantially a mirror image. The broken lines are for illustrative purposes only.






FIG. 1

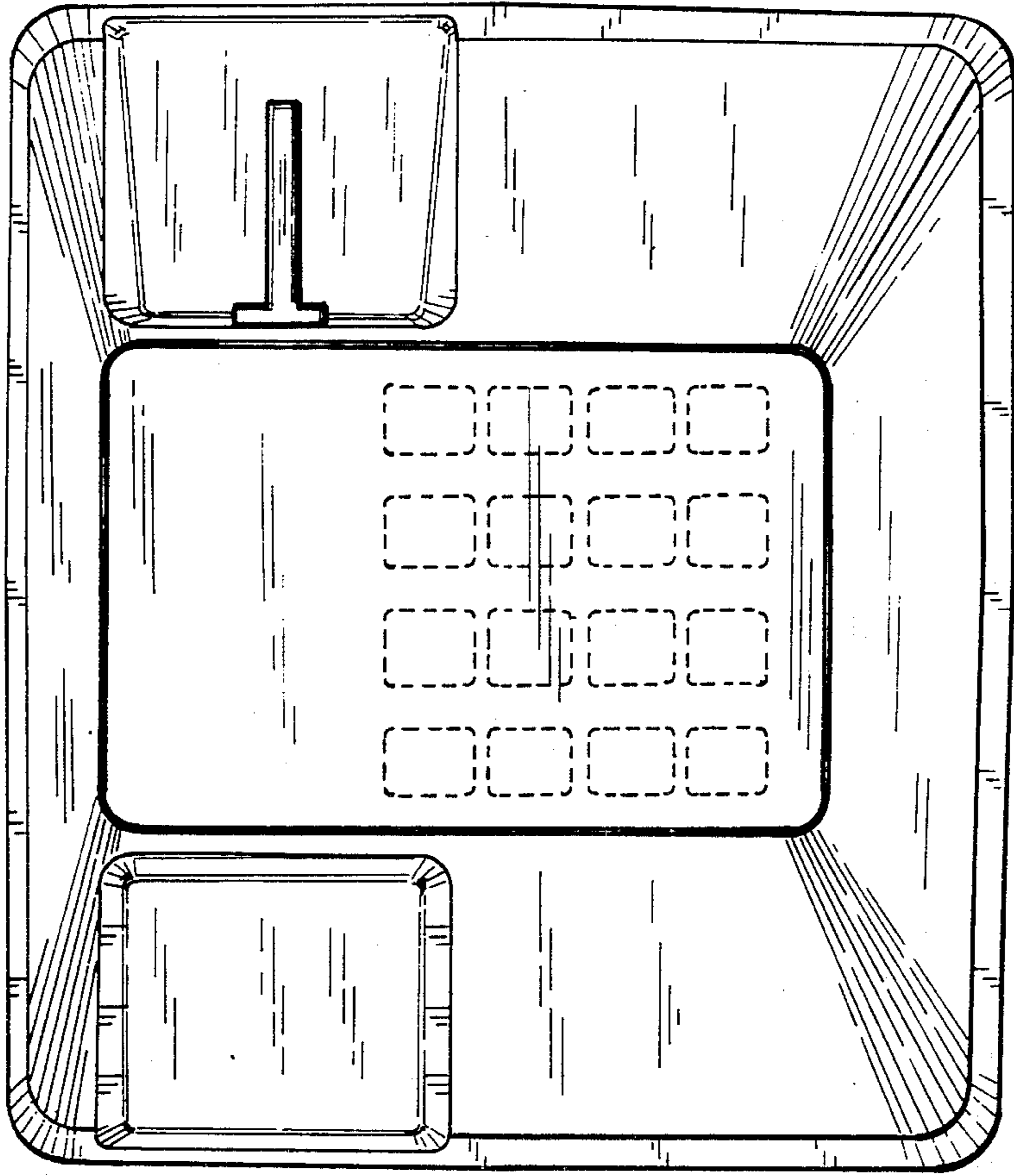


FIG. 2

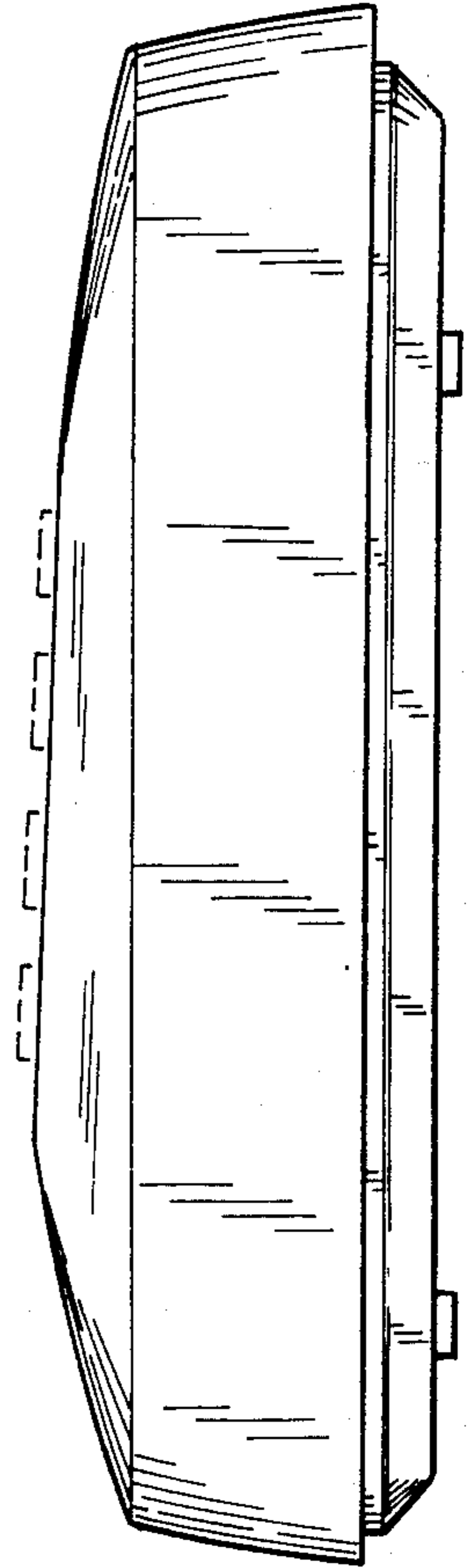


FIG. 5

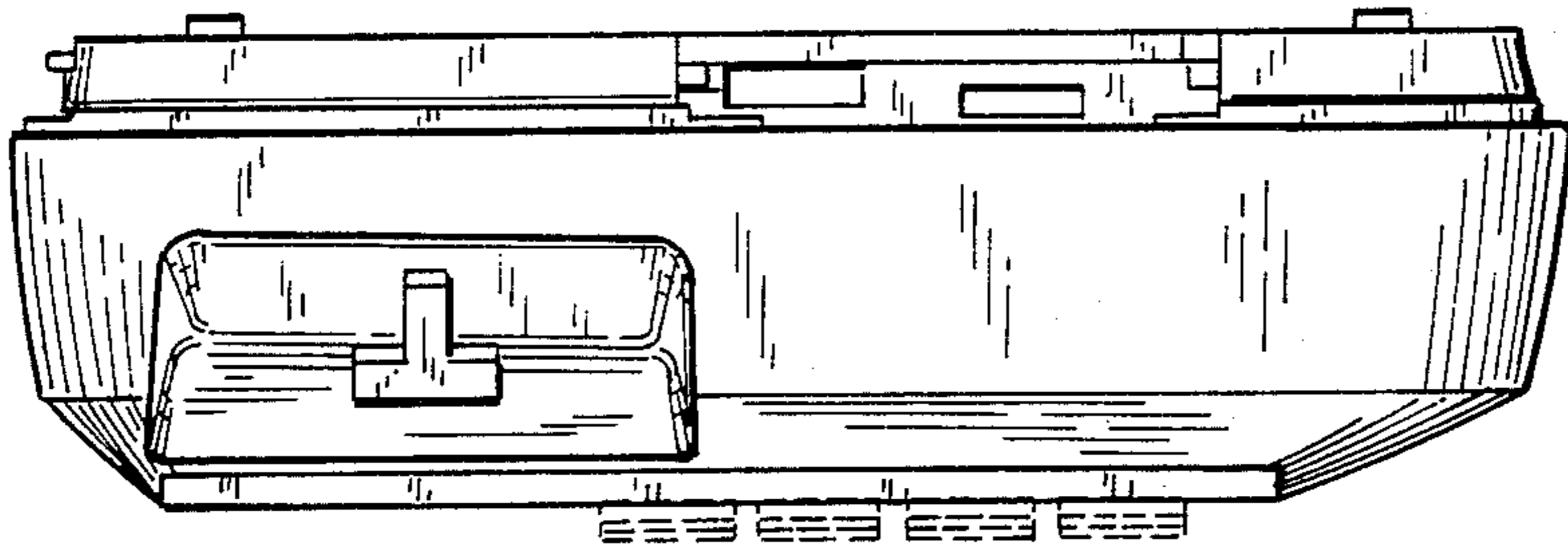


FIG. 3

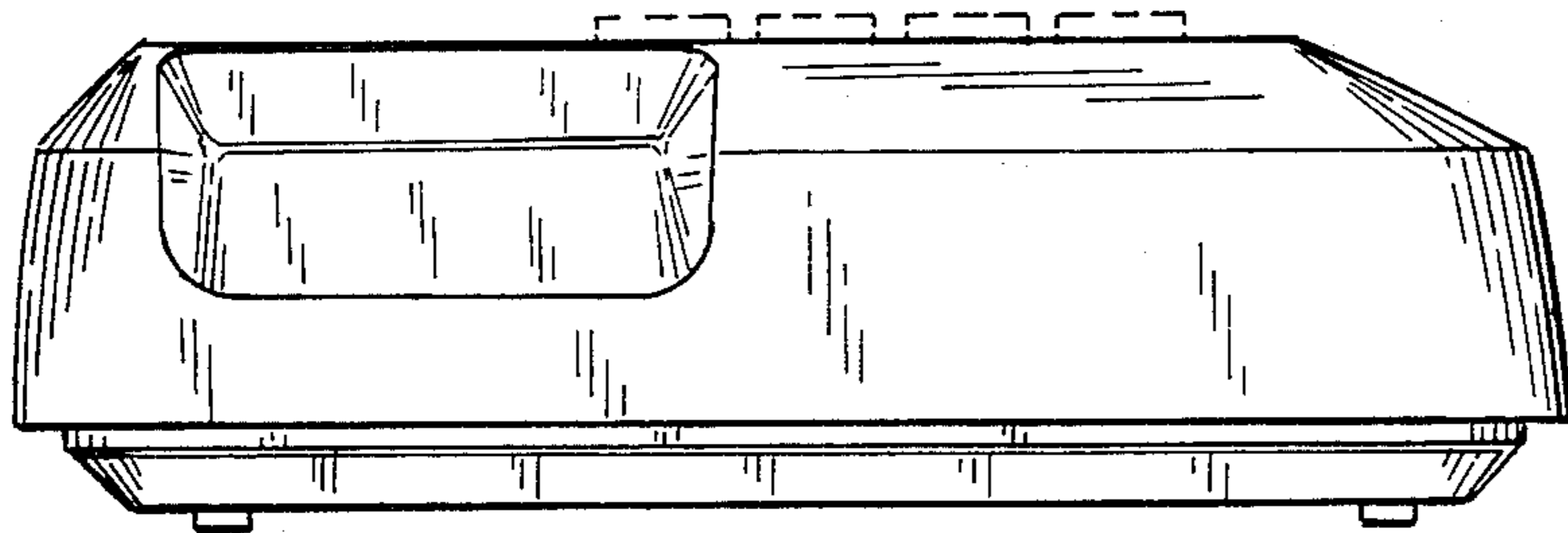


FIG. 4