

[54] COMPUTERIZED FUEL MEASUREMENT INSTRUMENT

4,043,198 8/1977 Stillwell ..... 73/114 X  
4,218,744 8/1980 Pratt ..... 73/114 X  
4,581,933 4/1986 Mansley ..... 73/431

[75] Inventor: Theodore Zammit, Burlington, Vt.

[73] Assignee: Simmonds Precision, Tarrytown, N.Y.

[\*\*] Term: 14 Years

[21] Appl. No.: 618,372

[22] Filed: Jun. 7, 1984

[52] U.S. Cl. .... D10/101; D10/67

[58] Field of Search ..... D10/67, 74, 101-103;  
364/424, 442; 73/113-114, 313, 328; 116/227,  
431

[56] References Cited

U.S. PATENT DOCUMENTS

D. 139,172 10/1894 Beach ..... D10/74  
D. 181,409 11/1957 Dayton ..... D10/74  
3,612,851 10/1971 Fowler ..... 73/431 X

OTHER PUBLICATIONS

*Flight International*-5/21/83-p. 1396-Digital Fuel Gauge.


*Primary Examiner*-Nelson C. Holtje  
*Attorney, Agent, or Firm*-Harry Williams

[57] CLAIM

The ornamental design for a computerized fuel measurement instrument, as shown.

DESCRIPTION

FIG. 1 is a front elevational view of a computerized fuel measurement instrument showing my new design;  
FIG. 2 is a rear elevational view thereof;  
FIG. 3 is a top plan view thereof;  
FIG. 4 is a bottom plan view thereof,  
FIG. 5 is a right side elevational view thereof.  
FIG. 6 is a left side elevational view thereof.



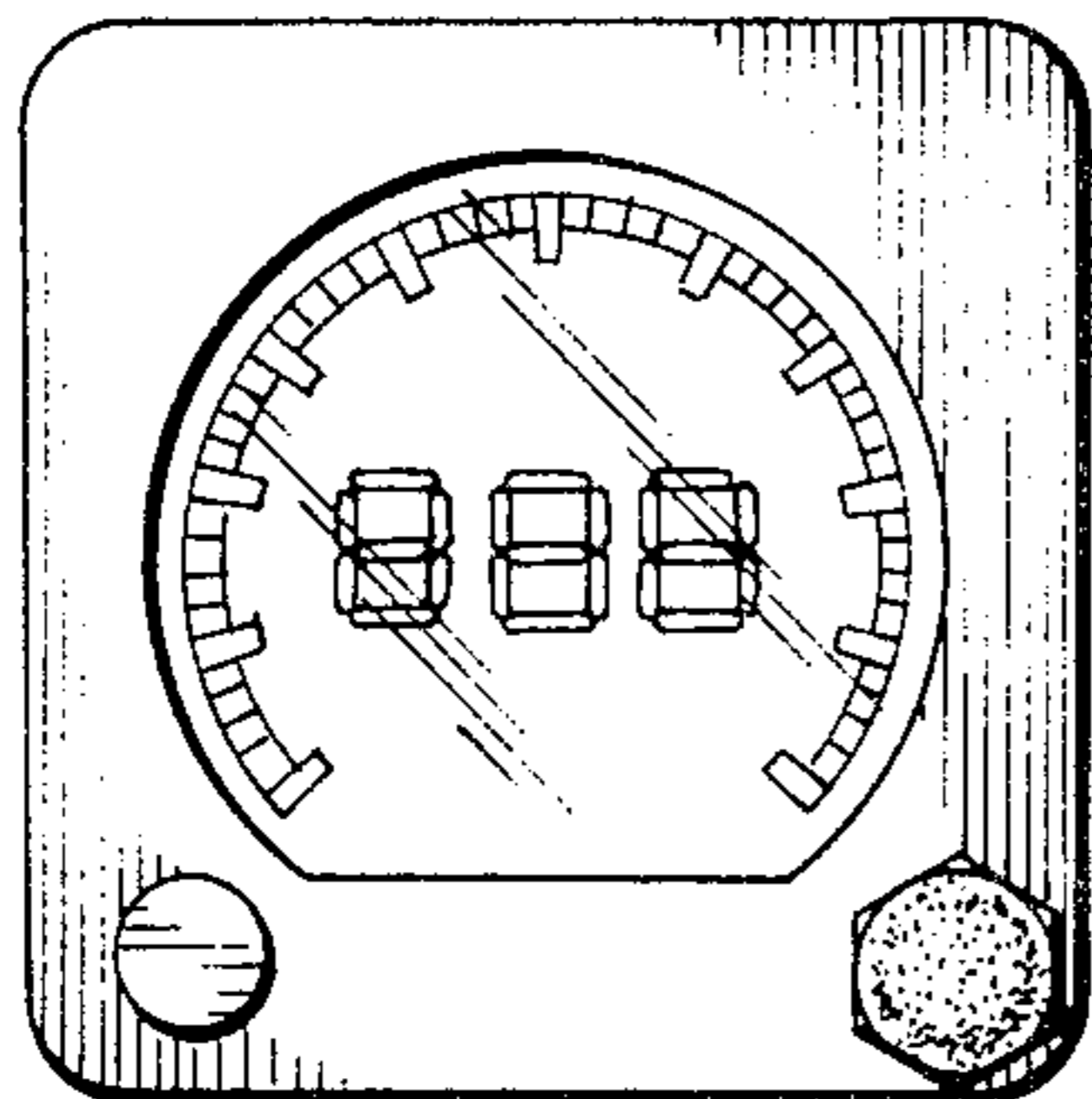


FIG 1

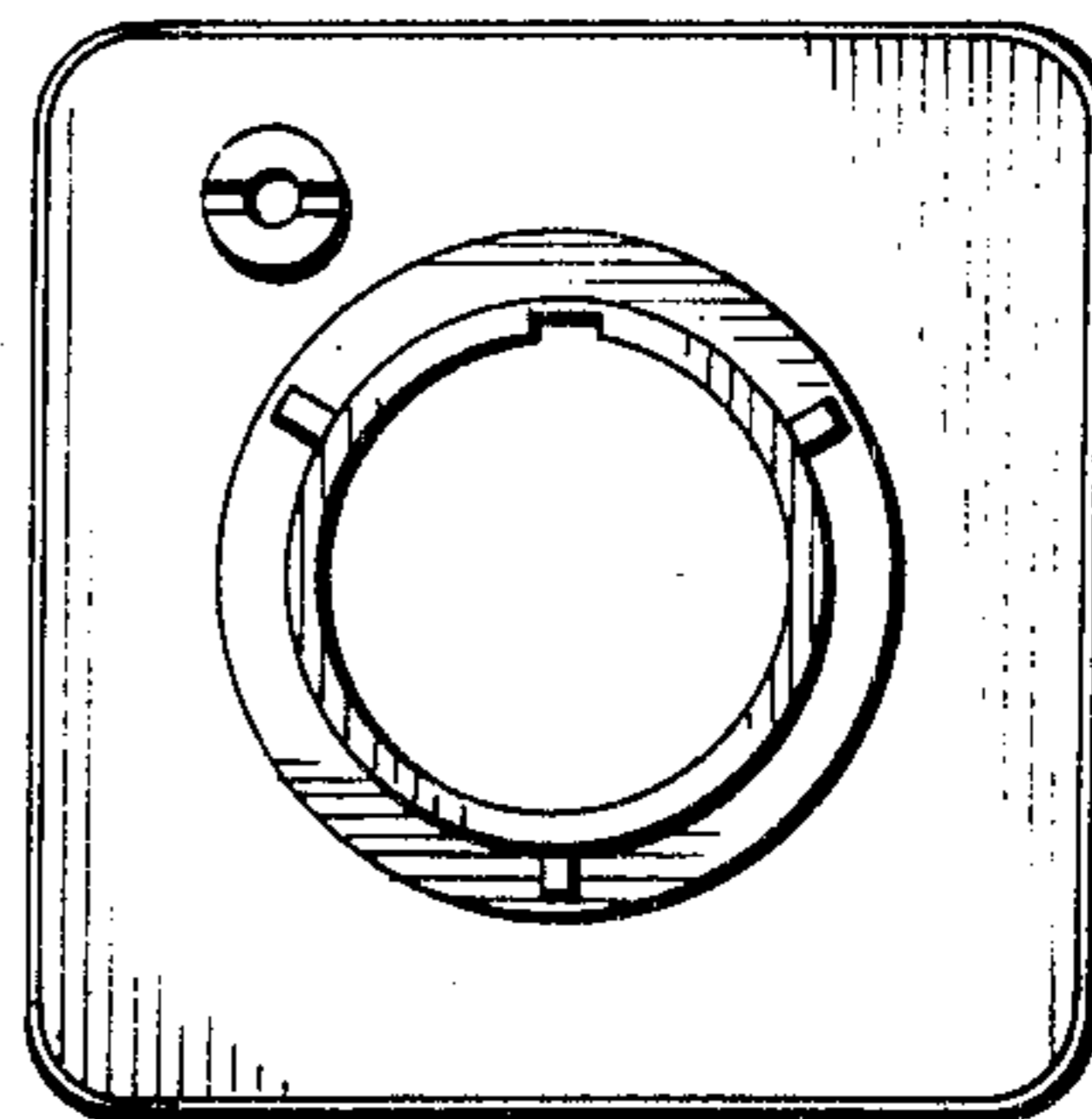


FIG 2




FIG 3




FIG 4




FIG 5

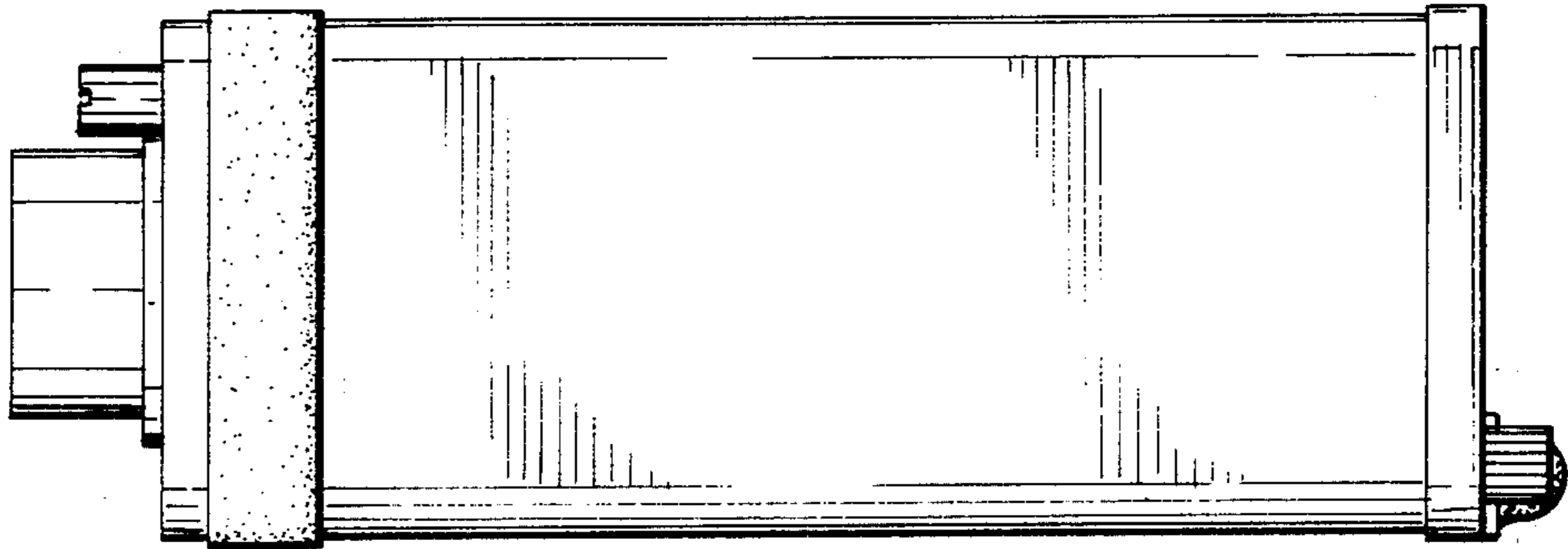


FIG 6