

[54] FOUR WAY CORNER LEVEL

[76] Inventor: Robert H. VanderWerf, P.O. Box 4333, Redding, Calif. 96099

[\*\*] Term: 14 Years

[21] Appl. No.: 614,968

[22] Filed: May 29, 1984

[52] U.S. Cl. .... D10/69; 33/382

[58] Field of Search ..... D10/69, 65, 62; 33/382, 33/390

2,906,031	9/1959	Rice	.....	33/382
3,303,569	2/1967	Wyatt	.....	33/382 X
3,545,091	12/1970	Sebastiani	.....	33/382 X
3,820,249	6/1974	Stone	.....	33/382 X
3,826,013	7/1974	Baher	.....	33/390

FOREIGN PATENT DOCUMENTS

67128	10/1913	Switzerland	.....	33/382
-------	---------	-------------	-------	--------

Primary Examiner—Nelson C. Holtje

[57] CLAIM

The ornamental design for a four way corner level, as shown and described.

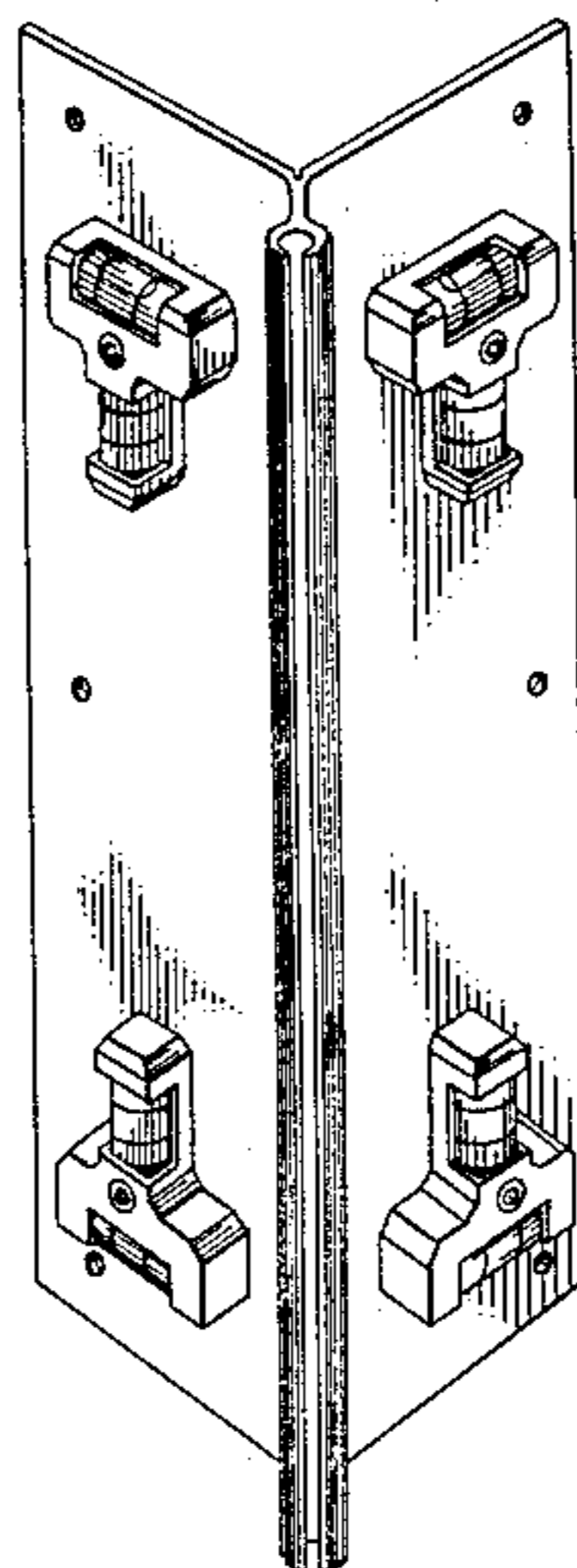
DESCRIPTION

FIG. 1 is a front perspective view of a four way corner level showing my new design;  
 FIG. 2 is a rear perspective view thereof;  
 FIG. 3 is a right side elevational view thereof;  
 FIG. 4 is a top plan view thereof;  
 FIG. 5 is a bottom plan view thereof.

[56] References Cited

U.S. PATENT DOCUMENTS

D. 253,581	12/1979	VanderWerf	.....	D10/69
D. 255,504	6/1980	VanderWerf	.....	D10/69 X
D. 257,330	10/1980	VanderWerf	.....	D10/69
D. 261,626	11/1981	VanderWerf	.....	D10/69
D. 269,663	7/1983	Smith	.....	D10/69
1,554,417	9/1925	Dean	.....	33/382



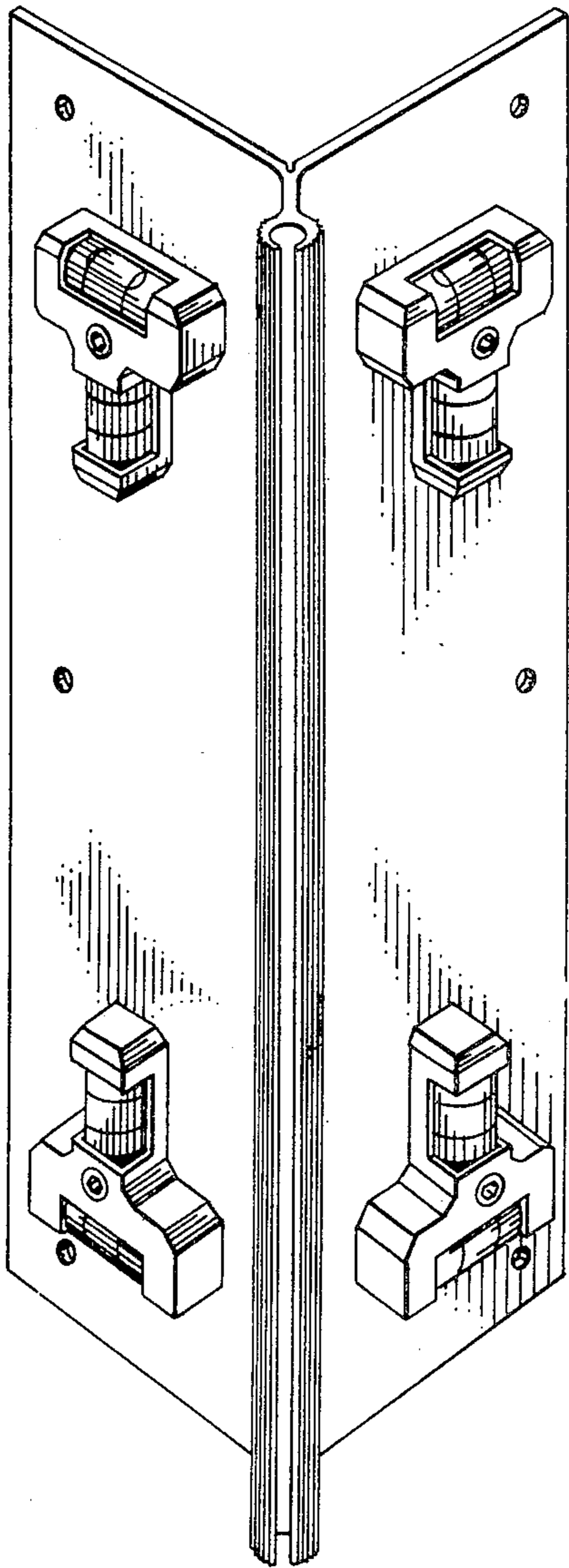


FIG. 1




FIG. 2




FIG. 3

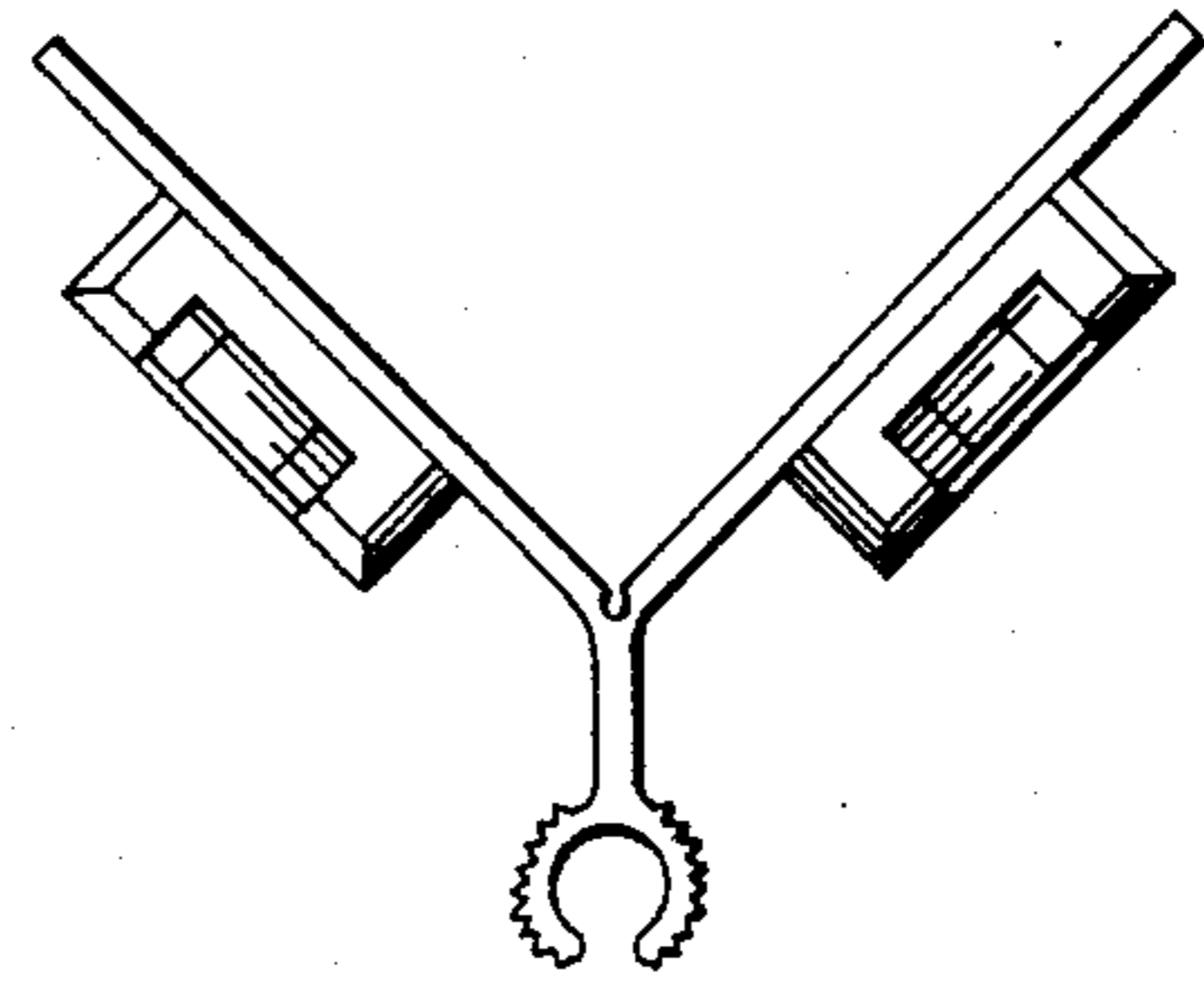


FIG. 4

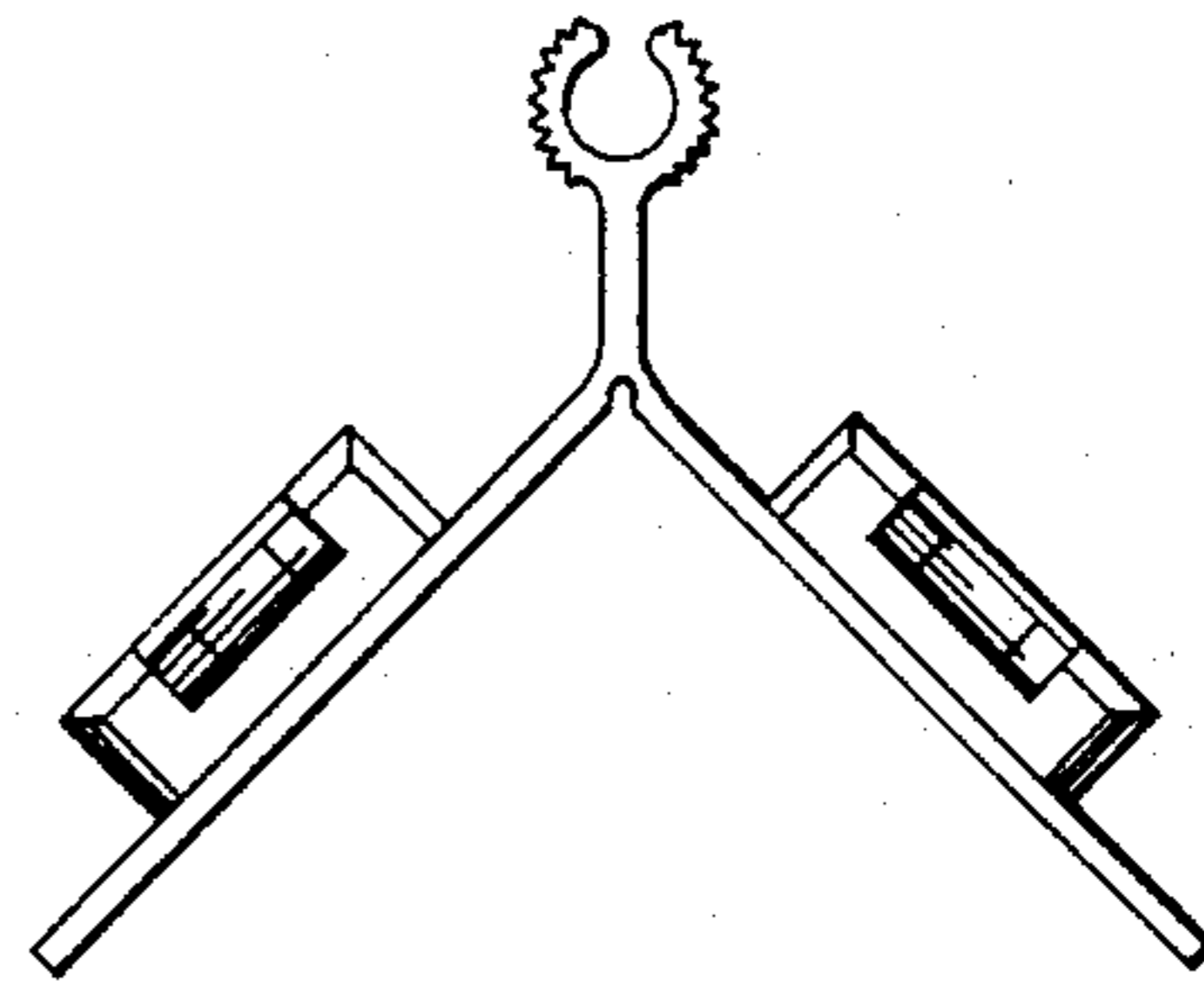


FIG. 5