

United States Patent [19]

Cabaniss, III

[11] Patent Number: **Des. 288,538**

[45] Date of Patent: **** Mar. 3, 1987**

[54] **TEMPLATE**

[76] Inventor: **Weldon B. Cabaniss, III, 30074**
Upper Bear Creek Rd., Evergreen,
Colo. 80439

[**] Term: **14 Years**

[21] Appl. No.: **640,450**

[22] Filed: **Aug. 13, 1984**

[52] U.S. Cl. **D10/62; D10/64**

[58] Field of Search **D10/61, 62, 64, 71;**
33/185 R, 197, 494

[56] **References Cited**

U.S. PATENT DOCUMENTS

D. 116,928 10/1939 Dowd D10/65 X
D. 134,403 11/1942 Sutton D10/62
D. 136,046 7/1943 Downer D10/70 X
D. 148,434 1/1948 Owen D10/71 X

D. 251,252 3/1979 Kamila D10/71 X
973,078 10/1910 Seavey D10/64 X
2,647,325 8/1953 Little 33/197 X
2,660,803 12/1953 Sacrey 33/197
2,919,913 1/1960 Phair 33/197 X

Primary Examiner—Nelson C. Holtje
Attorney, Agent, or Firm—Klaas & Law

[57] **CLAIM**

The ornamental design for a template, as shown and described.

DESCRIPTION

FIG. 1 is a left front perspective view of a template showing my new design;

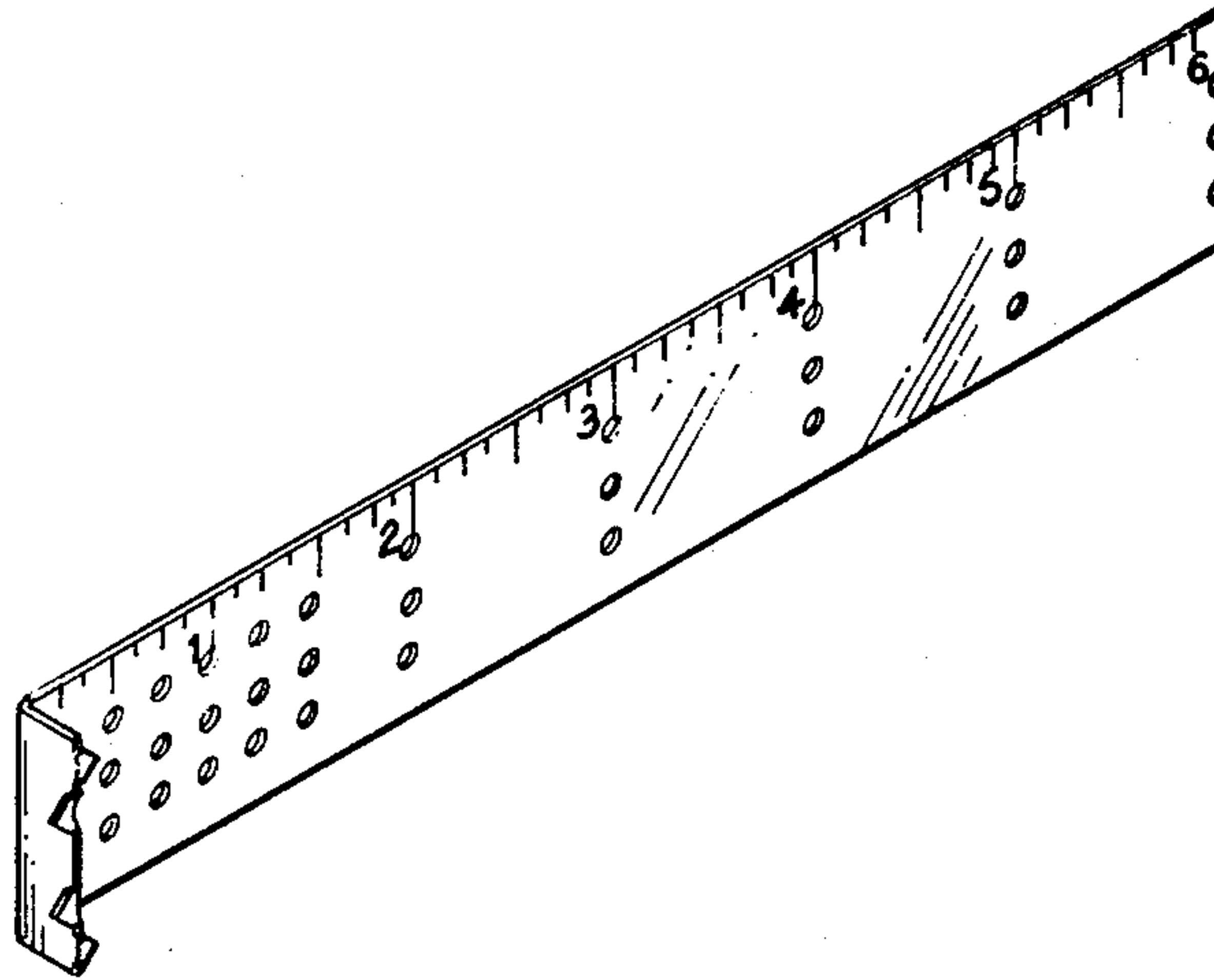
FIG. 2 is a left side elevational view thereof;

FIG. 3 is a front elevational view thereof;

FIG. 4 is a right side elevational view thereof;

FIG. 5 is a bottom plan view thereof;

FIG. 6 is a rear elevational view thereof.



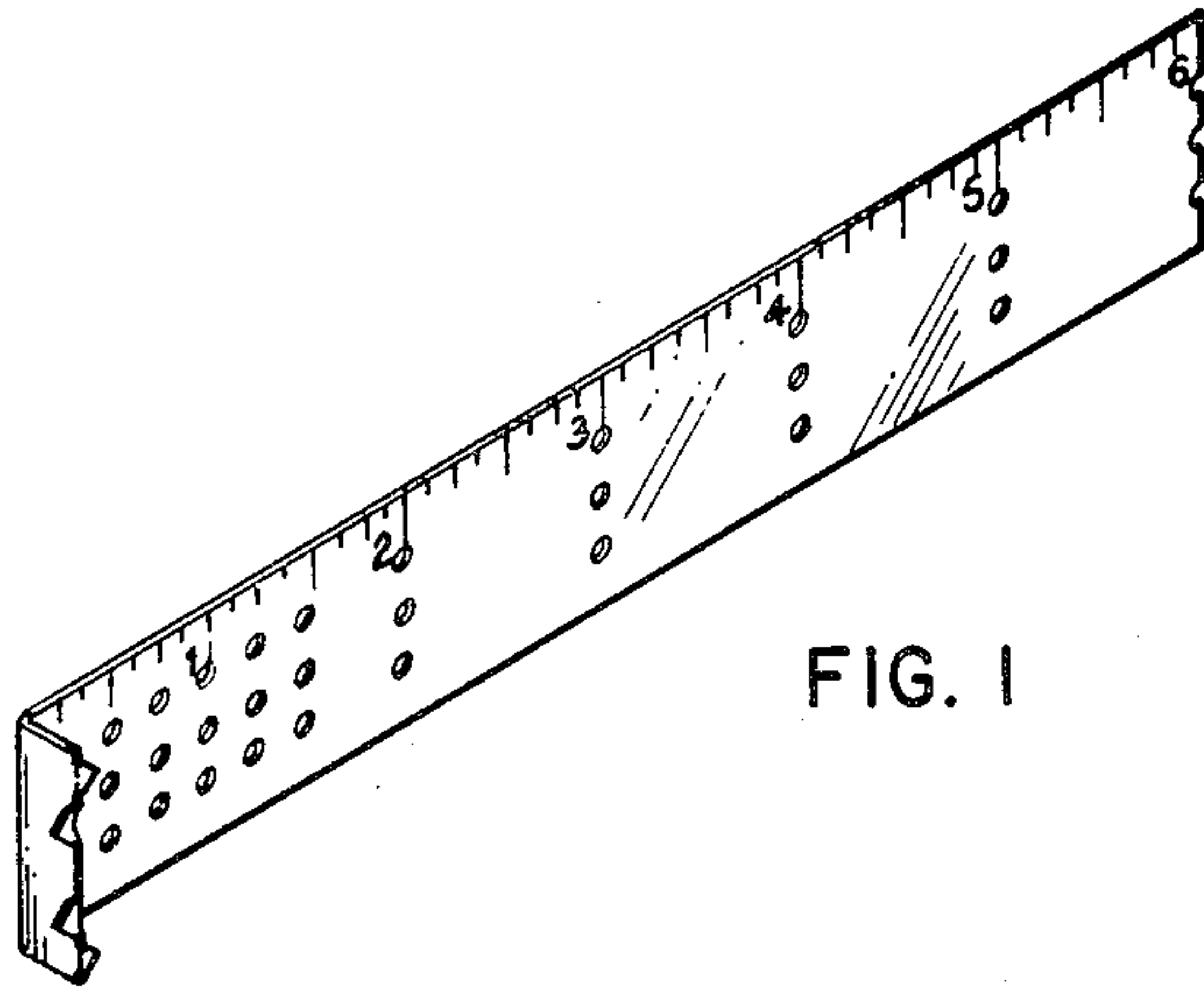


FIG. 1



FIG. 2

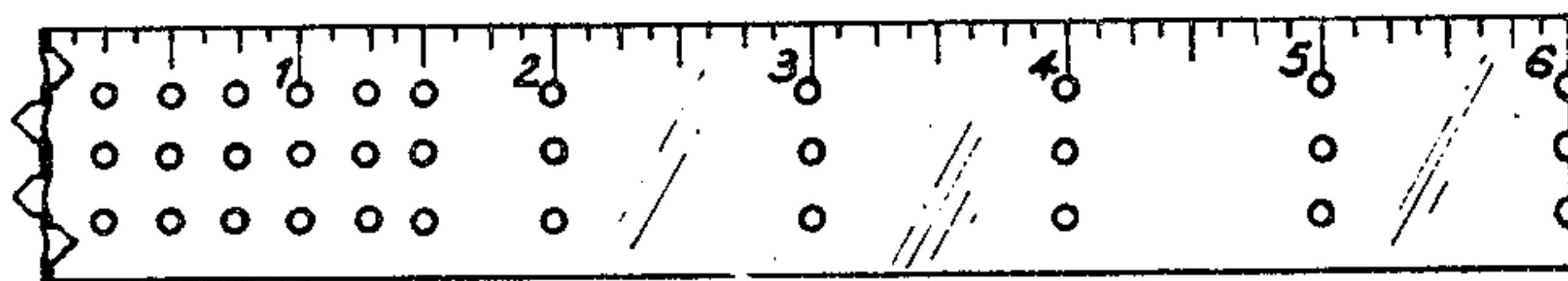


FIG. 3



FIG. 4



FIG. 5

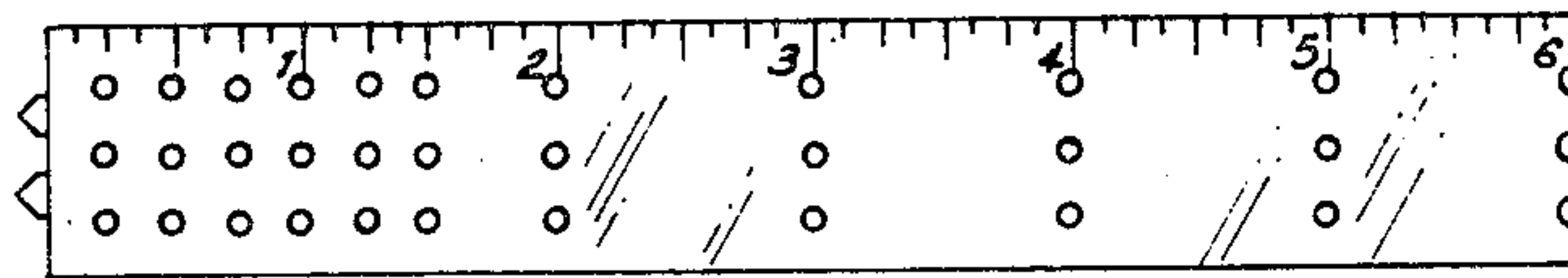


FIG. 6