

[54] THERMOMETER FOR VEHICLES

[75] Inventor: Yoshihisa Tanaka, Ichikawa, Japan

[73] Assignee: Tanaka Manufacturing Co., Ltd., Tokyo, Japan

[\*\*] Term: 14 Years

[21] Appl. No.: 654,326

[22] Filed: Sep. 25, 1984

[30] Foreign Application Priority Data

Apr. 18, 1984 [JP] Japan ..... 59-15648

[52] U.S. Cl. .... D10/57

[58] Field of Search ..... D10/49, 50-60, D10/98, 102, 103; 374/141, 142, 143, 144, 187, 203, 208; 73/432, 431

[56] References Cited

U.S. PATENT DOCUMENTS

- D. 88,298 11/1932 Jacob ..... D10/57 X
- D. 116,698 9/1939 Ruopp ..... D10/57 X

- D. 130,739 12/1941 Bandoly ..... D10/57
- D. 181,311 10/1957 Olson ..... D10/57
- D. 224,047 6/1972 Hill ..... D10/102
- D. 269,164 5/1983 O'Driscoll ..... D10/57 X
- D. 279,869 7/1985 Tanaka ..... D10/60 X
- D. 279,963 8/1985 Tanaka ..... D10/57

Primary Examiner—Nelson C. Holtje  
Attorney, Agent, or Firm—Amster, Rothstein & Ebenstein

[57] CLAIM

The ornamental design for thermometer for vehicles, as shown and described.

DESCRIPTION

FIG. 1 is a right front perspective view of a thermometer for vehicles showing my new design;  
 FIG. 2 is a top plan view thereof, the bottom plan being a mirror image thereto;  
 FIG. 3 is a front elevational view thereof;  
 FIG. 4 is a right side elevational view thereof, the left side being a mirror image thereto;  
 FIG. 5 is a rear elevational view thereof.

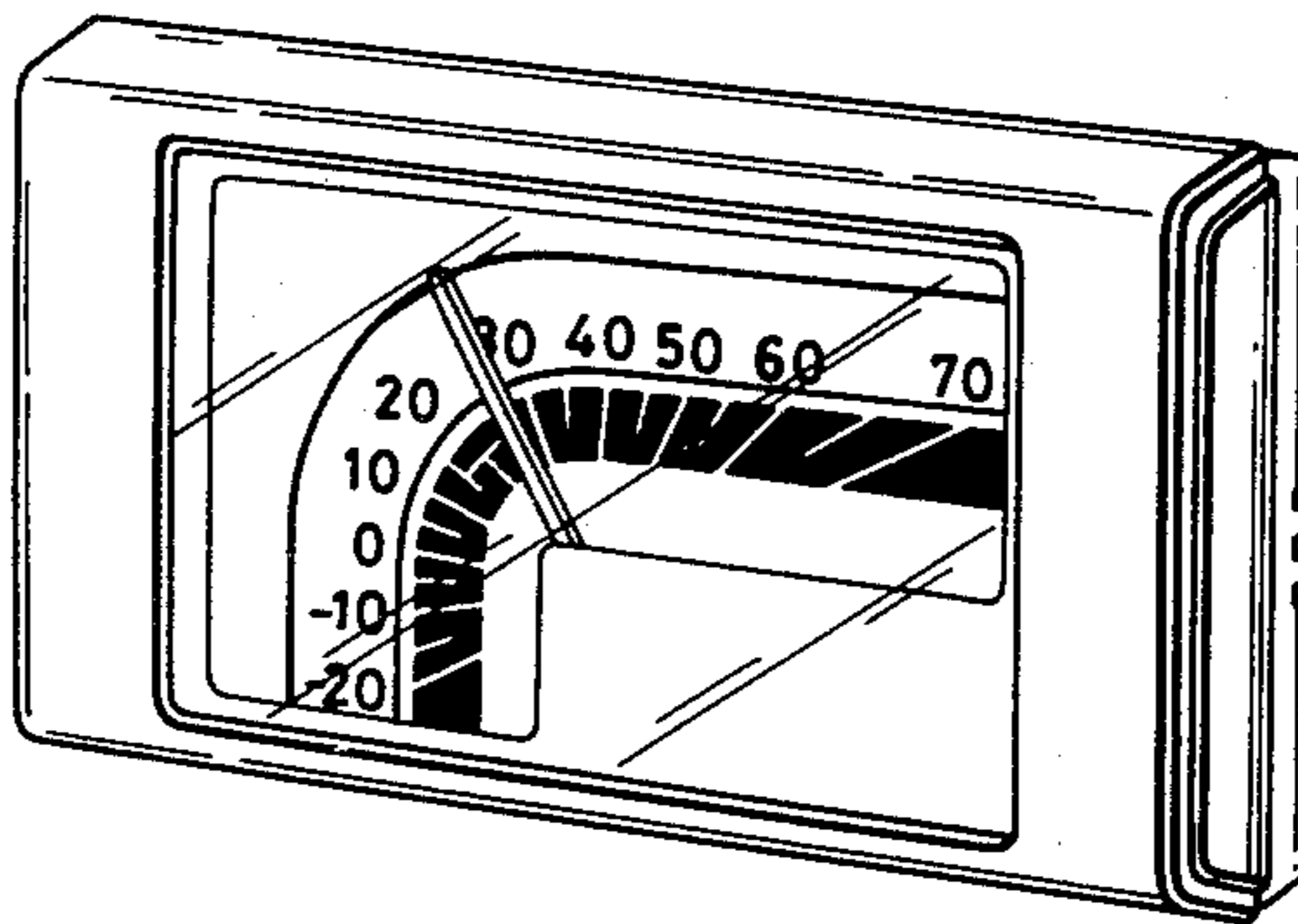


FIG. 1

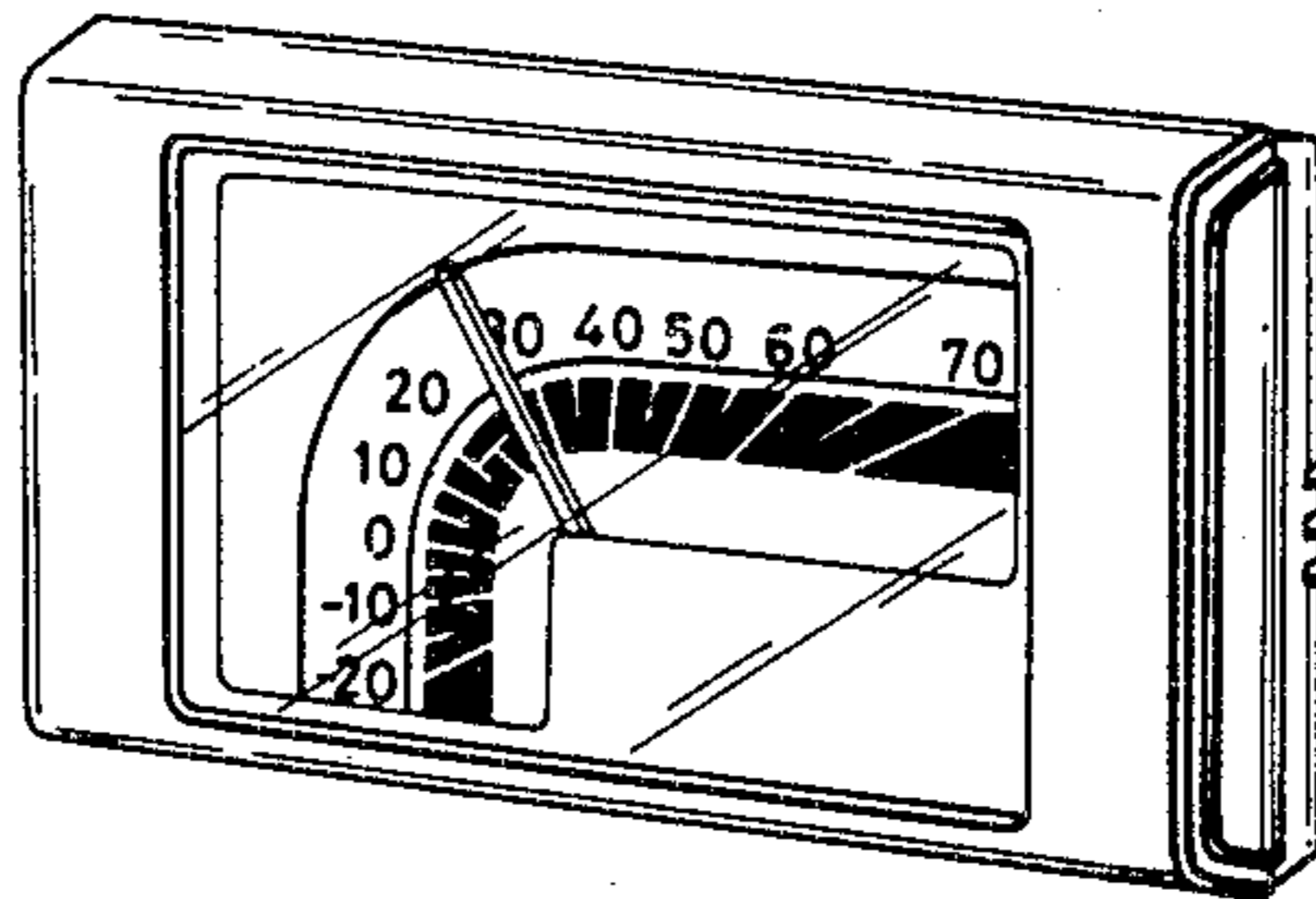


FIG. 2




FIG. 3

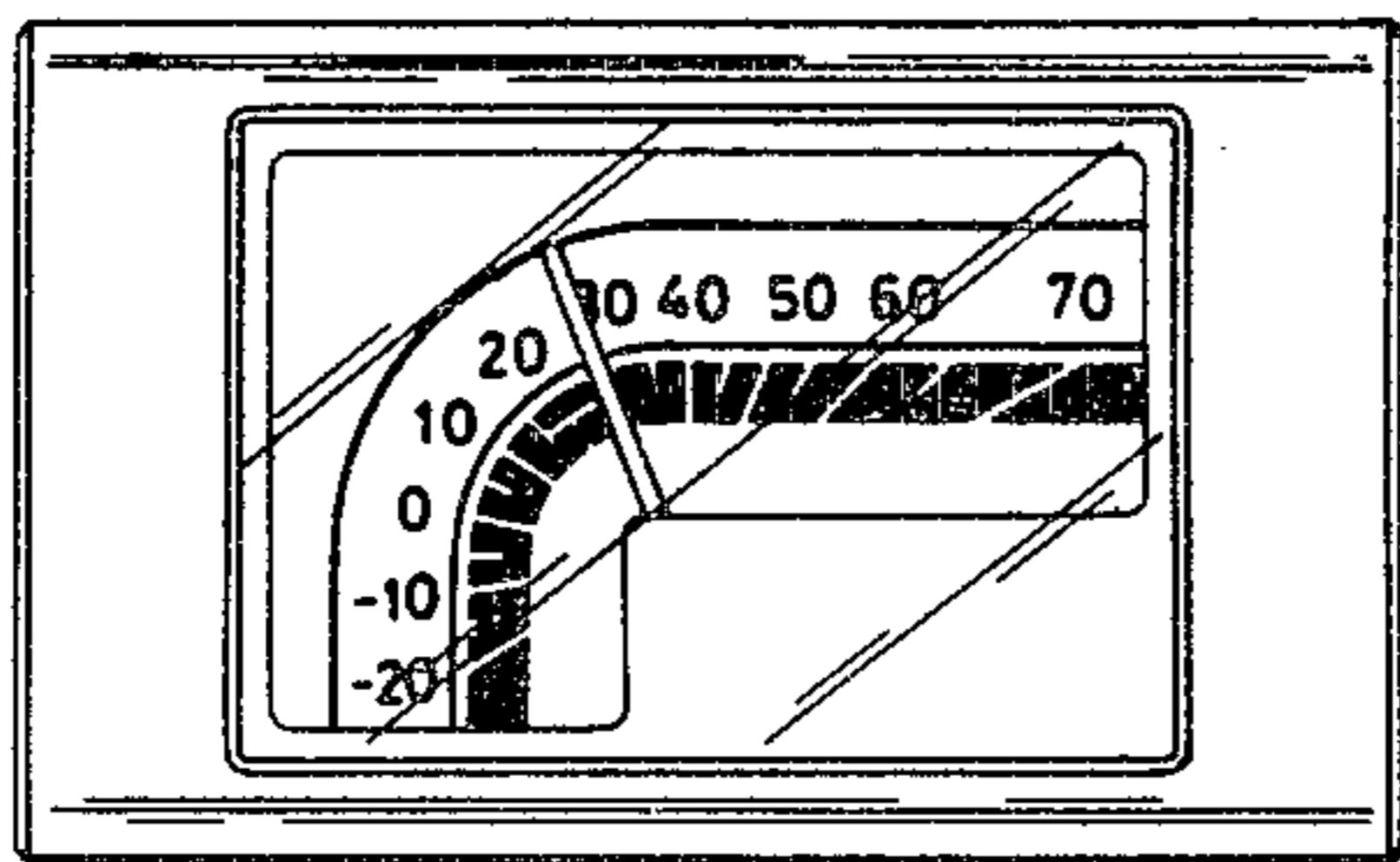


FIG. 4



FIG. 5

