

[54] BLOOD FILTER

[75] Inventor: John L. Vcelka, Zion, Ill.

[73] Assignee: Abbott Laboratories, North Chicago, Ill.

[**] Term: 14 Years

[21] Appl. No.: 490,705

[22] Filed: May 2, 1983

3,056,403	1/1956	Gewecke	D24/52 X
3,557,786	1/1971	Barr, Sr. et al.	604/252
3,664,339	5/1972	Santomieri	604/252 X
3,970,490	7/1976	Raines et al.	604/252 X
4,013,072	3/1977	Jess	604/252
4,087,363	5/1978	Rosemeyer et al.	604/252 X
4,162,220	7/1979	Servas	604/252 X
4,318,812	3/1982	Vcelka	210/323

Primary Examiner—A. Hugo Word
Assistant Examiner—Stella M. Reid
Attorney, Agent, or Firm—Martin L. Katz; Michael J. Roth

Related U.S. Application Data

[63] Continuation-in-part of Ser. No. 374,541, May 3, 1982, abandoned, and Ser. No. 374,544, May 3, 1982, abandoned.

[52] U.S. Cl. D24/21

[58] Field of Search D24/51, 52, 21; 604/252, 258

[57] CLAIM

The ornamental design for a blood filter, substantially as shown and described.

DESCRIPTION

FIG. 1 is a front perspective view of a blood filter showing my new design;
FIG. 2 is a left side elevational view thereof;
FIG. 3 is a front elevational view thereof;
FIG. 4 is a top plan view thereof;
FIG. 5 is a bottom plan view thereof.

[56] References Cited

U.S. PATENT DOCUMENTS

Re. 25,129	2/1962	Walter	D24/21 X
2,758,597	8/1956	Elder	604/252 X

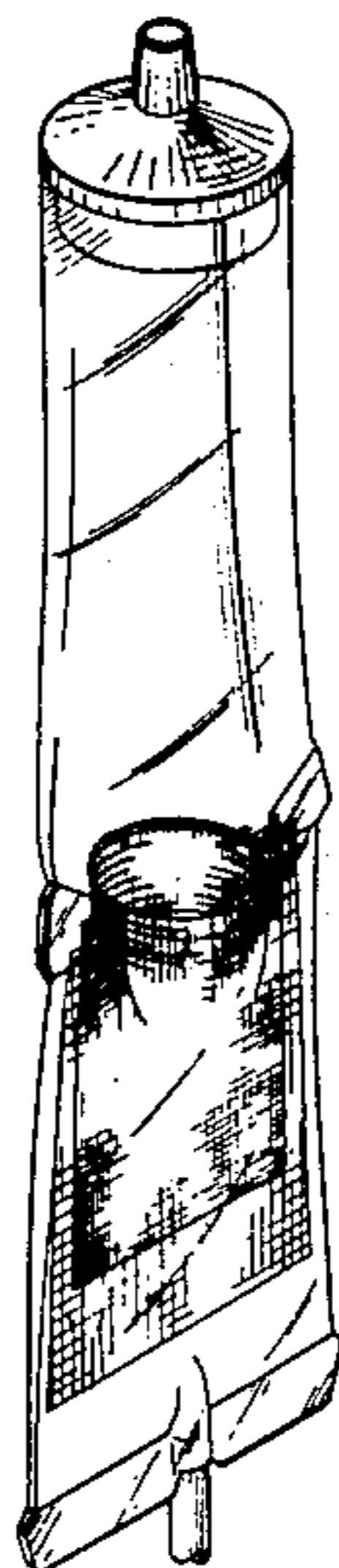


FIG. 1.

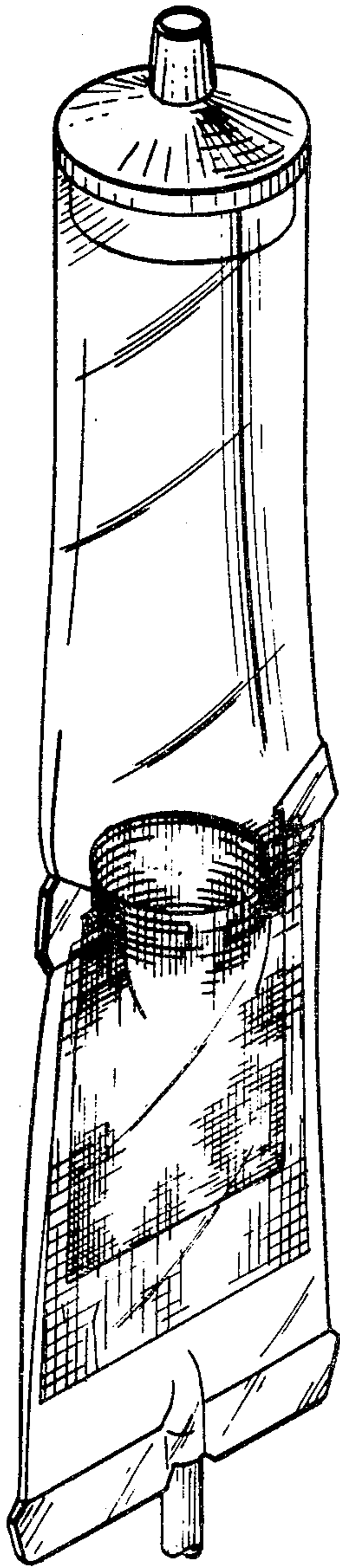


FIG. 2.

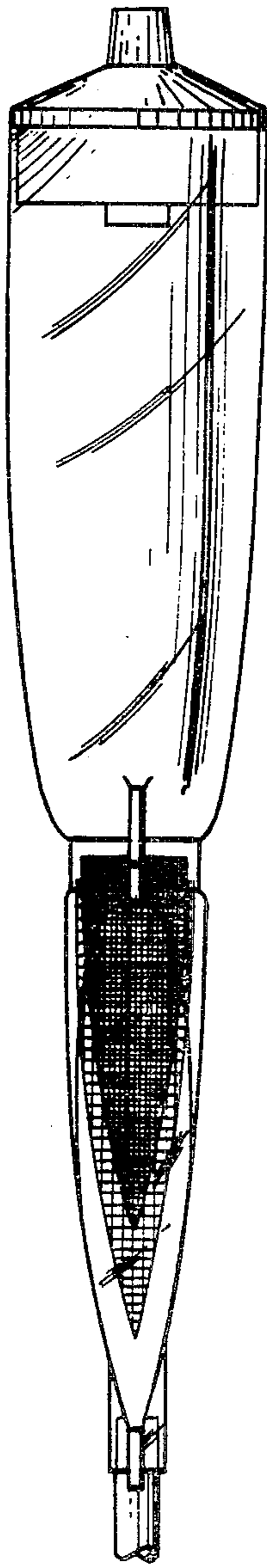


FIG. 3.

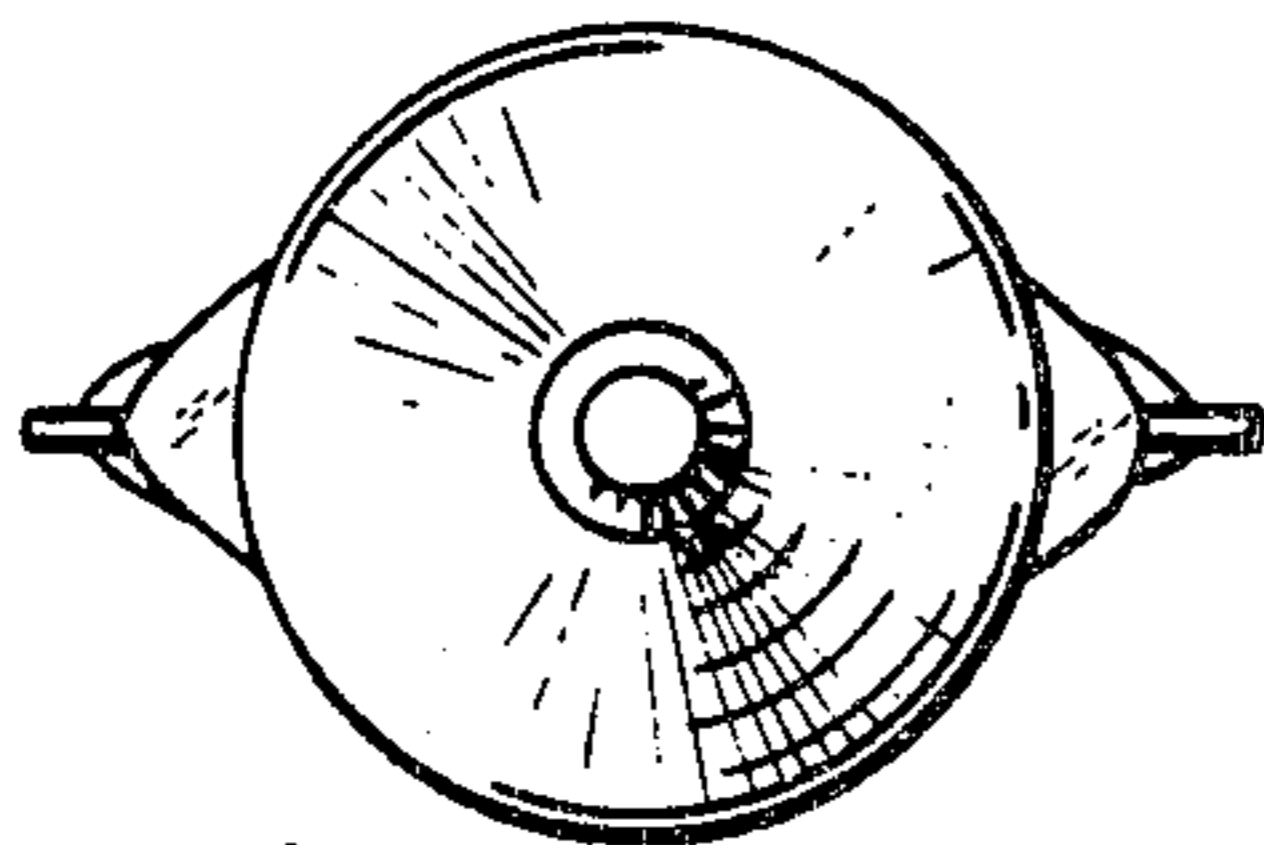
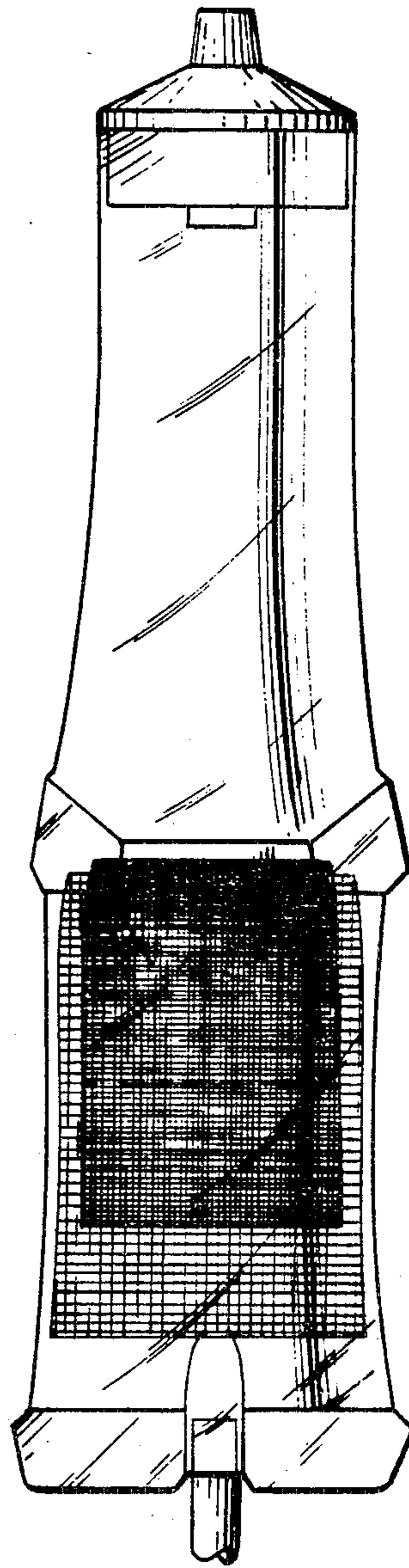


FIG. 4.

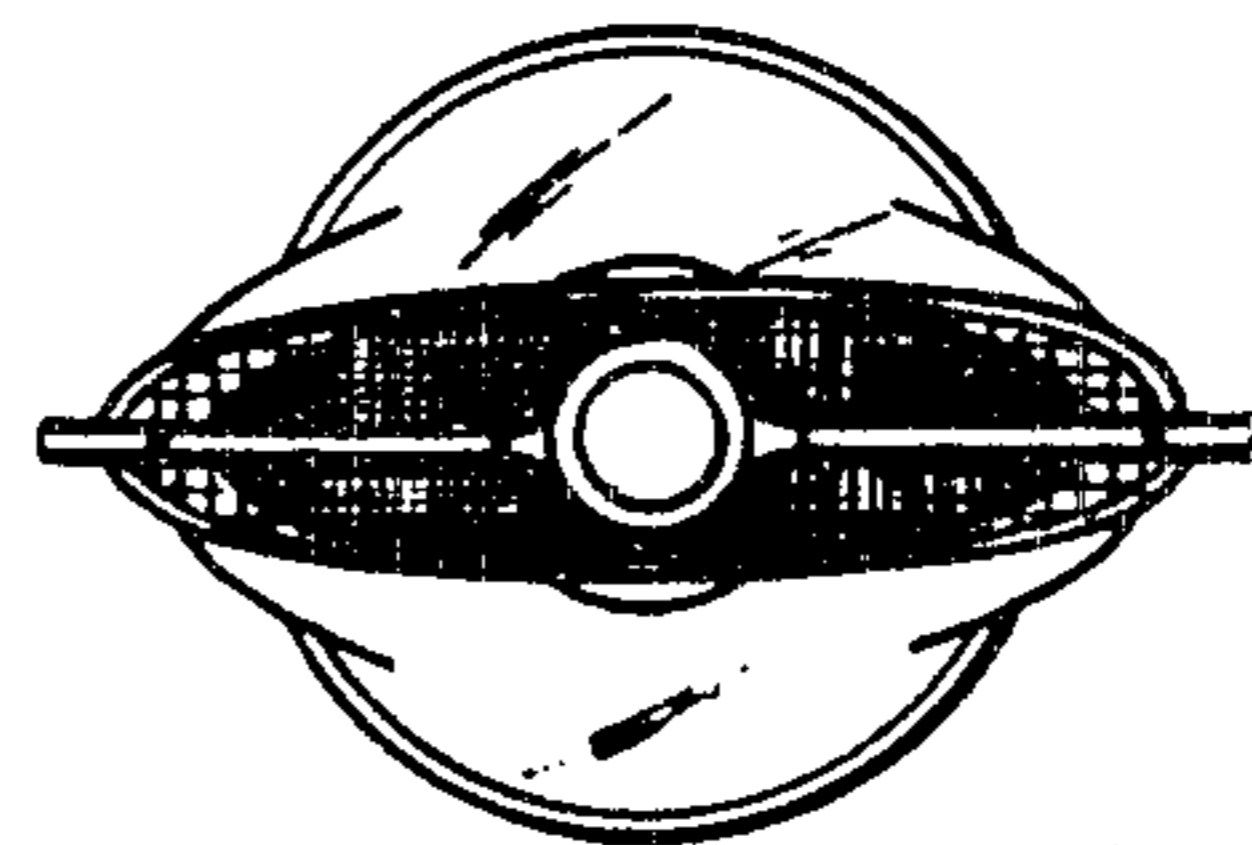


FIG. 5.